


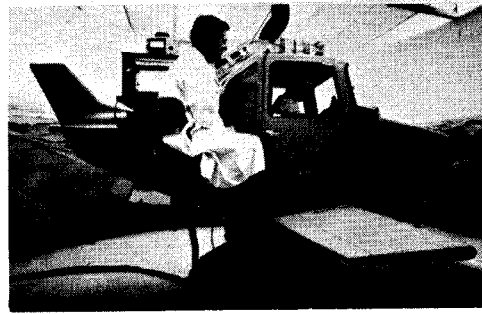



| | | | | | |
|---|--|--|---|---|---------------------|
| 1. Report No. FAA-AM-72-1 | | 2. Government Accession No. | | 3. Recipient's Catalog No. | |
| 4. Title and Subtitle INDEX TO FAA OFFICE OF AVIATION MEDICINE REPORTS: 1961 THROUGH 1971 | | | | 5. Report Date March 1972 | |
| | | | | 6. Performing Organization Code | |
| 7. Author(s) J. Robert Dille, M.D. Marcia H. Grimm | | | | 8. Performing Organization Report No. | |
| 9. Performing Organization Name and Address FAA Civil Aeromedical Institute P. O. Box 25082 Oklahoma City, Oklahoma 73125 | | | | 10. Work Unit No. | |
| | | | | 11. Contract or Grant No. | |
| 12. Sponsoring Agency Name and Address Office of Aviation Medicine Federal Aviation Administration 800 Independence Avenue, S.W. Washington, D.C. 20591 | | | | 13. Type of Report and Period Covered OAM Report | |
| | | | | 14. Sponsoring Agency Code | |
| 15. Supplementary Notes | | | | | |
| 16. Abstract An index to Office of Aviation Medicine Reports (1964 - 1971) and Civil Aeromedical Research Institute Reports (1961 - 1963) is presented as a quick reference for those engaged in aviation medicine and related activities. It provides a listing of all FAA aviation medicine reports published from 1961 through 1971 by year, number, author, subject and title. | | | | | |
| 17. Key Words Aviation Medicine Research Reports Office of Aviation Medicine | | | 18. Distribution Statement Availability is unlimited. Document may be released to the National Technical Information Service, Springfield, Virginia 22151, for sale to the public. | | |
| 19. Security Classif. (of this report) Unclassified | | 20. Security Classif. (of this page) Unclassified | | 21. No. of Pages 24 | 22. Price \$3.00 |





Scenes from the Civil Aeromedical Institute, FAA Aeronautical Center, Oklahoma City, Oklahoma where most Office of Aviation Medicine inhouse research is conducted.



INDEX TO FAA OFFICE OF AVIATION MEDICINE REPORTS:
1961 THROUGH 1971

1961

- 61-1 Trites, D. K.: *Problems in air traffic management: I. Longitudinal prediction of effectiveness of air traffic controllers.* AD268954

1962

- 62-1 Swearingen, J. J., Wheelwright, C. D., and Garner, J. D.: *An analysis of sitting areas and pressures of man.* AD271138
- 62-2 Cobb B. B., Jr.: *Problems in air traffic management: II. Prediction of success in air traffic controller school.* N62-10354
- 62-3 Trites, D. K., and Cobb, B. B., Jr.: *Problems in air traffic management: III. Implications of age for training and job performance of air traffic controllers.* N62-10353
- 62-4 Swearingen, J. J., and Mohler, S. R.: *Sonotropic effects of commercial air transport sound on birds.* AD280212
- 62-5 Iampietro, P. F., and Goldman, R.: *Prediction of energy cost of treadmill work.* AD280607
- 62-6 Balke, B.: *Human tolerances.* AD421156
- 62-7 Hasbrook, A. H., and Earley, J. C.: *Failure of rearward facing seat-backs and resulting injuries in a survivable transport accident.* AD421157
- 62-8 Smith, P. W.: *Toxic hazards in aerial application.* AD421158
- 62-9 Hasbrook, A. H., Garner, J. D., and Snow, C. C.: *Evacuation pattern analysis of a survivable commercial aircraft crash.* AD282893
- 62-10 Daugherty, J. W., Lacey, D. E., and Korty, P.: *Problems in aerial application: I. Some biochemical effects of lindane and dieldrin on vertebrates.* AD288413
- 62-11 Hawkes, G. R.: *Tactile communication.* AD288414

- 62-12 Dille, J. R., Newton, N. L., and Culver, J. F.: *The effects of simulated altitude on penetrating eye injuries.* AD288415
- 62-13 Swearingen, J. J., Hasbrook, A. H., Snyder, R. G., and McFadden, E. B.: *Kinematic behavior of the human body during deceleration.* AD283938
- 62-14 Swearingen, J. J.: *Determination of centers of gravity of man.* AD287156
- 62-15 Gogel, W. C.: *The visual perception of size and distance.* AD287197
- 62-16 Hawkes, G. R.: *Absolute identifications of cutaneous stimuli varying in both intensity level and duration.* AD295134
- 62-17 Collins, W. E.: *Manipulation of arousal and its effects on human vestibular nystagmus induced by caloric irrigation and angular accelerations.* AD290348
- 62-18 Hinshaw, L. B., Brake, C. M., Iampietro, P. F., and Emerson, T. E., Jr.: *Effect of increased venous pressure on renal hemodynamics.* AD295137
- 62-19 Snyder, R. G.: *A case of survival of extreme vertical impact in seated position.* AD295136
- 62-20 Mohler, S. R.: *Civil Aeromedical Research: Responsibilities, aims, and accomplishments.* AD295135
- 62-21 McFadden, E. B., Raeke, J. W., and Young, J. W.: *An improved method for determining the efficiency of crew and passenger oxygen masks.* AD297835

1963

- 63-1 Emerson, T. E., Jr., Hinshaw, L. B., Brake, C. M., and Iampietro, P. F.: *The development of reversible hematuria and oliguria following elevation of renal venous pressure.* AD299775

- 63-2 Mohler, S. R., and Dille, J. R.: *Resume and index of reports of the Civil Aeromedical Research Institute 1961-1962*. AD431924
- 63-3 Collins, W. E.: *Observations on the elicitation of secondary and inverted primary nystagmus from the cat by unilateral caloric irrigation*. AD413456
- 63-4 Daugherty, J. W., Lacey, D. E., and Korty, P.: *Problems in aerial application: II. Effects of chlorinated hydrocarbons on substrate-linked phosphorylation*. AD418504
- 63-5 Melton, C. E., Jr.: *Neural control of the ciliary muscle*. AD413392
- 63-6 Balke, B.: *A simple field test for the assessment of physical fitness*. AD413393
- 63-7 Tobias, J. V., and Jeffress, L. A.: *Relation of earphone transient response to measurement of onset-duration*. AD413391
- 63-8 McKenzie, J. M., Fowler, P. R., and Lyne, P. J.: *Calibration of an electronic counter and pulse height analyzer for plotting erythrocyte volume spectra*. AD425598
- 63-9 Swearingen, J. J., and McFadden, E. B.: *Studies of air loads on man*. AD602207
- 63-10 Gogel, W. C.: *The perception of depth from binocular disparity*. AD429827
- 63-11 Lategola, M. T.: *"In vivo" measurement of total gas pressure in mammalian tissue*. AD425537
- 63-12 Nagle, F., Balke, B., Ganslen, R. V., and Davis, A. W.: *The mitigation of physical fatigue with "spartase"*. AD429001
- 63-13 Collins, W. E.: *Primary, secondary, and caloric nystagmus of the cat following habituation to rotation*. AD428756
- 63-14 Collins, W. E.: *Nystagmus responses of the cat to rotation and to directionally equivalent and non-equivalent stimuli after unilateral caloric habituation*. AD425565
- 63-15 Snyder, R. G.: *Human survivability of extreme impacts in free-fall*. AD425412
- 63-16 Emerson, T. E., Jr., Brake, C. M., and Hinshaw, L. B.: *Mechanisms of action of the insecticide endrin*. AD431299
- 63-17 Tobias, J. V.: *Application of a "relative" procedure to a problem in binaural beat perception*. AD428899
- 63-18 Balke, B.: *Experimental evaluation of work capacity as related to chronological and physiological aging*. AD431301
- 63-19 Wernick, J. S., and Tobias, J. V.: *A central factor in pure tone auditory fatigue*. AD428757
- 63-20 Gogel, W. C.: *The visual perception of spatial extent*. AD432587
- 63-21 Tang, P. C., and Dille, J. R.: *Inflight loss of consciousness, a case report*. AD430394
- 63-22 Hinshaw, L. B., Page, B. B., Brake, C. M., Emerson, T. E., Jr., and Masucci, F. D.: *The mechanisms of intrarenal hemodynamic changes following acute arterial occlusion*. AD431302
- 63-23 Higgins, E. A., Iampietro, P. F., Adams, T., and Holmes, D. D.: *The effects of a tranquilizer on body temperature*. AD432484
- 63-24 Dille, J. R., and Smith, P. W.: *Central nervous system effects of chronic exposure to organophosphate insecticides*. AD434090
- 63-25 Adams, T., Funkhouser, G. E., and Kendall, W. W.: *A method for the measurement of physiologic evaporative water loss*. AD603418
- 63-26 Reins, D. A., Holmes, D. D., and Hinshaw, L. B.: *Acute and chronic effects of the insecticide endrin on renal function and renal hemodynamics*. AD602206
- 63-27 Dille, J. R., Crane, C. R., and Pendergrass, G. E.: *The flammability of lip, face, and hair preparations in the presence of 100% oxygen*. AD602204
- 63-28 Gogel, W. C.: *Size cues and the adjacency principle*. AD602205
- 63-29 Collins, W. E.: *Task-control of arousal and its effects of repeated unidirectional angular acceleration on human vestibular responses*. AD603419
- 63-30 Snyder, R. G., Ice, J., Duncan, J. C., Hyde, A. S., and Leverett, S., Jr.: *Biomedical research studies in acceleration*. AD601531 Supplement—AD801793
- 63-31 Trites, D. K., and Cobb, B. B., Jr.: *Problems in air traffic management: IV. Comparison of pre-employment, job-related experience with aptitude tests as predictors of training and job performance of air traffic control specialists*. AD603416

63-32 Hinshaw, L. B., Emerson, T. E., Jr., and Brake, C. M.: *Mechanism of autoregulation in the intact kidney.* AD603417

63-33 Dill, D. B., Robinson, S., Balke, B., and Newton, J. L.: *Work tolerance: Age and altitude.* AD603932

63-34 Ganslen, R. V., Balke, B., Phillips, E. E., and Nagle, F.: *Effects of some tranquilizing, analeptic and vasodilating drugs on physical work capacity and orthostatic tolerance.* AD 603930

✓63-35 Pearson, R. G.: *Human factors aspects of lightplane safety.* AD603931

Tech. Pub.

No. 1 Collins, W. E., Tobias, J. V., Capps, M. J., and Allen, M. E.: *Annotated bibliography of recently translated material. I.* AD424640

1964

64-1 Wentz, A. E.: *Studies on aging in aviation personnel.* AD456652

64-2 Naughton, J., Balke, B., and Nagle, F.: *The effect of physical conditioning on an individual before and after suffering a myocardial infarction.* AD456653

64-3 Nagle, F., and Balke, B.: *The gradational step test for assessing cardiorespiratory capacity: An experimental evaluation of treadmill and step procedures.* AD456654

64-4 Spieth, W.: *Cardiovascular health status, age, and psychological performance.* AD 453578

64-5 Moser, K. M.: *Current status of clot dissolution therapy.* AD453579

64-6 Seipel, J. H., and Wentz, A. E.: *Unsuspected neurologic disease in aviation personnel: Survival following seizures in flight.* AD 453580

64-7 Houk, V. N., Hufnagel, C. A., McClenathan, J. E., and Moser, K. M.: *Chronic thrombotic obstruction of major pulmonary arteries.* AD453581

*64-8 Moser, K. M., Perry, R. B., and Luchsinger, P. C.: *Cardiopulmonary consequences of pyrogen-induced hyperpyrexia in man.*

✓64-9 Freud, S. L.: *Duration of spiral aftereffect as a function of retinal size, retinal place, and hemiretinal transfer.* AD618588

✓64-10 Freud, S. L.: *Duration as a measure of the spiral aftereffect.* AD618589

*64-11 Pinkerson, A. L., Kot, P. A., and Knowlan, D. M.: *Effect of glyceryl trinitrate on pulmonary vasculature of anesthetized dogs.*

64-12 Scarborough, W. R.: *Comments on progress in ballistocardiographic research and the current state of the art.* AD455651

64-13 Gogel, W. C.: *The size cue to visually perceived distance.* AD456655

64-14 Capps, M. J., and Collins, W. E.: *Effects of bilateral caloric habituation on nystagmus responses of the cat.* AD455652

64-15 Collins, W. E., and Huffman, H. W.: *Design and performance characteristics of a mechanically driven vestibular stimulator.* AD456656

64-16 Tobias, J. V., Collins, W. E., and Allen, M. E.: *Aviation medicine translations: Annotated bibliography of recently translated material. II.* AD456670

✓64-17 Freud, S. L.: *The physiological locus of the spiral aftereffect.* AD611881

64-18 Melton, C. E., Jr.: *Physiological recording from pilots operating on aircraft simulator.* AD456671

64-19 Perloff, J. K.: *The recognition of strictly posterior myocardial infarction by conventional scalar electrocardiography.* AD611882

64-20 FAA Aviation Medical Library: *Aviation medical papers and reports: A bibliography.* AD613364

1965

65-1 Capps, M. J., and Collins, W. E.: *Auditory fatigue: Influence of mental factors.* AD459636

65-2 Collins, W. E., and Capps, M. J.: *Effects of several mental tasks on auditory fatigue.* AD459637

65-3 Reighard, H. L.: *Medical services at airports.* AD611883

65-4 Seipel, J. H., Ziemnowicz, S. A. R., and O'Doherty, D. S.: *Cranial impedance plethysmography—Rheoencephalography as a method of detection of cerebrovascular disease.* AD 611884

* Distribution Dept. of Transportation Library, TAD 494.1

- 65-5 Hauty, G. T., Trites, D. K., and Berkley, W. J.: *Biomedical survey of ATC facilities: 1. Incidence of self-reported symptoms.* AD 689806
- 65-6 Hauty, G. T., Trites, D. K., and Berkley, W. J.: *Biomedical survey of ATC facilities: 2. Experience and age.* N66-16669
- 65-7 Mohler, S. R., Swearingen, J. J., McFadden, E. B., and Garner, J. D.: *Human factors of emergency evacuation.* AD459638
- 65-8 van Brummelen, A. G. W., Scarborough, W. R., and Josenhans, W. K. T.: *On the elimination of pulse wave velocity in stroke volume determination from the ultralow-frequency displacement ballistocardiogram.* AD612450
- 65-9 Lowenstein, O., Feinberg, R., and Loewenfeld, I.: *Pupillary movement during acute and chronic fatigue.* AD612451
- 65-10 O'Connor, W. F., and Pearson, R. G.: *ATC system error and appraisal of controller proficiency.* N66-16583
- 65-11 Gogel, W. C.: *The equidistance tendency and its consequences: Problems in depth perception.* AD621432
- 65-12 Snyder, R. G.: *Survival of high-velocity free-falls in water.* AD621021
- 65-13 Mohler, S. R.: *Fatigue in aviation activities.* AD620022
- 65-14 Snow, C. C., and Hasbrook, A. H.: *The angle of shoulder slope in normal males as a factor in shoulder-harness design.* AD653920
- 65-15 Scarborough, W. R. (Joint NASA-FAA publication): *Ballistocardiography: A bibliography.* N65-35520
- 65-16 Hauty, G. T., and Adams, T.: *Pilot fatigue: Intercontinental jet flight 1. Oklahoma City-Tokyo.* AD621433
- 65-17 Allen, M. E., Collins, W. E., Tobias, J. V., and Crain, R. A.: *Aviation medicine translations: Annotated bibliography of recently translated material. III.* AD617090
- 65-18 Collins, W. E.: *Adaptation to vestibular disorientation: I. Vertigo and nystagmus following repeated clinical stimulation.* AD 617091
- 65-19 Cobb, B. B., Jr.: *Problems in air traffic management: V. Identification and potential of aptitude test measures for selection of tower air traffic controller trainees.* AD620722
- 65-20 Swearingen, J. J.: *Tolerances of the human face to crash impact.* AD621434
- 65-21 Trites, D. K.: *Problems in air traffic management: VI. Interaction of training-entry age with intellectual and personality characteristics of air traffic control specialists.* AD 620721
- 65-22 Trites, D. K., Miller, M. C., and Cobb, B. B., Jr.: *Problems in air traffic management. VII. Job and training performance of air traffic control specialists: Measurement structure and prediction.* AD649292
- 65-23 Swearingen, J. J., and Young, J. W.: *Determination of centers of gravity of children, sitting and standing.* AD661865
- 65-24 Collins, W. E.: *Adaptation to vestibular disorientation: II. Nystagmus and vertigo following high-velocity angular accelerations.* AD621435
- 65-25 Feinberg, R., and Podolak, E.: *Latency of pupillary reflex to light stimulation and its relationship to aging.* AD689809
- 65-26 Snow, C. C., and Snyder, R. G.: *Anthropometry of air traffic control trainees.* N66-25185
- 65-27 Brake, C. M., Reins, D., Wittmers, L. E., and Hinshaw, L. B.: *Intrarenal hemodynamic changes following acute partial renal arterial occlusion.* AD649263
- 65-28 Hauty, G. T., and Adams, T.: *Phase shifts of the human circadian system and performance deficit during the period of transition: I. East-West flight.* AD639637
- 65-29 Hauty, G. T., and Adams, T.: *Phase shifts of the human circadian system and performance deficit during the period of transition: II. West-East flight.* AD689811
- 65-30 Hauty, G. T., and Adams, T.: *Phase shifts of the human circadian system and performance deficit during the period of transition: III. North-South flight.* AD689812
- 65-31 Pearson, R. G., Hunter, C. E., and Neal, G. L.: *Development and evaluation of a radar air traffic control research task.* AD660198

65-32 Gogel, W. C., and Mertens, H. W.: *Problems in depth perception: A method of simulating objects moving in depth.* AD660171

1966

66-1 Allen, M. E., and Mohler, S. R.: *Aviation medicine reports: An annotated catalog of Office of Aviation Medicine reports: 1961 through 1965.* AD638732

66-2 Allen, M. E., and Crain, R. A.: *Aviation medicine translations: Annotated bibliography of recently translated material. IV.* AD 651907

66-3 Mohler, S. R., and Swearingen, J. J.: *Cockpit design for impact survival.* AD687411

66-4 Tobias, J. V.: *A table of intensity increments.* AD642113

66-5 Clark, G.: *Problems in aerial application: A comparison of the effects of dieldrin poisoning in cold-adapted and room-temperature mammals.* N66-30197

66-6 Fiorica, V.: *Fatigue and stress studies: An improved semi-automated procedure for fluorometric determination of plasma catecholamines.* AD653748

66-7 McFadden, E. B.: *Evaluation of the physiological protective efficiency of a new prototype disposable passenger oxygen mask.* AD644118

66-8 Mohler, S. R.: *The predominant causes of crashes and recommended therapy.* AD639779

66-9 Young, J. W.: *Selected facial measurements of children for oxygen-mask design.* AD640062

66-10 O'Connor, W. F., and Pendergrass, G. E.: *Effects of decompression on operator performance.* AD675774

66-11 Hinshaw, L. B., Reins, D. A., Emerson, T. E., Jr., Rieger, J. A., Jr., Stavinoha, W. B., Fiorica, V., Solomon, L. A., and Holmes, D. D.: *Problems in aerial application: I.-V.* AD 660199

66-12 Swearingen, J. J.: *Injury potentials of light-aircraft instrument panels.* AD642114

66-13 McFadden, E. B., and Simpson, J. M.: *Flotation characteristics of aircraft-passenger seat cushions.* AD642349

66-14 Iampietro, P. F., Fiorica, V., Dille, J. R., Higgins, E. A., Funkhouser, G., and Moses, R.: *Problems in aviation personnel: Influence of a tranquilizer on temperature regulation in man.* AD638733

66-15 O'Connor, W. F., Scow, J., and Pendergrass, G. E.: *Hypoxia and performance decrement.* AD639780

66-16 Lategola, M. T., Harrison, H. F., and Barnard, C.: *The aeromedical assessment of human systolic and diastolic blood-pressure transients without direct arterial puncture.* AD639615

66-17 Naughton, J., Shanbour, K., Armstrong, R., McCoy, J., and Lategola, M. T.: *Problems in aeromedical certification: Cardiovascular responses to exercise following myocardial infarction.* AD640970

66-18 Swearingen, J. J.: *Evaluation of head and face injury potential of current airline seats during crash decelerations.* AD653869

66-19 Pearson, R. G.: *Performance tasks for operator-skills research.* AD642115

66-20 McFadden, E. B., and Lategola, M. T.: *Evaluation of the Sierra hanging quick-don crew pressure-breathing oxygen mask.* AD 645493

66-21 Naughton, J., Lategola, M. T., and Shanbour, K.: *Clinical aviation medicine: A physical-conditioning program for cardiac patients.* AD640969

66-22 Gogel, W. C., and Mertens, H. W.: *Problems in depth perception: Perceived size and distance of familiar objects.* AD641477

66-23 Iampietro, P. F., and Adams, T.: *The achievement of thermal balance and its maintenance during environmental stress.* AD 642350

66-24 Agee, F. L., Jr., and Gogel, W. C.: *Problems in depth perception: Equidistance judgments in the vicinity of a binocular illusion.* AD641476

66-25 Mohler, S. R., Freud, S. F., Veregge, J. E., and Umberger, E. L.: *Physician flight accidents.* AD648768

66-26 Clark, G.: *Problems in aerial application: Histochemistry of Weil stain on liver.* AD 652599

- ✓ 66-27 Dille, J. R., and Morris, E. W.: *Human factors in general aviation accidents*. AD 640971
- 66-28 Mohler, S. R.: *Oxygen in general aviation*. AD645497
- ✓ 66-29 Mohler, S. R.: *Recent findings on the impairment of airmanship by alcohol*. AD 644119
- 66-30 Mohler, S. R., and Harper, C. R.: *Protecting the Ag pilot*. AD641478
- ✓ 66-31 Von Rosenberg, C. W., Keen, F. R., and Mohler, S. R.: *The "stall barrier" as a new prevention in general aviation accidents*. AD 642351
- ✓ 66-32 Mohler, S. R., and Hasbrook, A. H.: *In-flight response to a new non-gyroscopic blind flight instrument*. AD641479
- 66-33 Young, J. W.: *Recommendations for shoulder restraint installation in general aviation aircraft*. AD646054
- 66-34 Clark, G.: *Problems in aerial application: A comparison of the acute effects of endrin and carbon tetrachloride on the livers of rats and of the residual effects one month after poisoning*. AD645494
- 66-35 Melton, C. E., Jr., and Wicks, S. M.: *Pilot vision considerations: The effect of age on binocular fusion time*. AD645495
- 66-36 Nagle, F. J., Naughton, J., and Balke, B.: *Clinical aviation medicine research: Comparison of simultaneous measurements of intra-aortic and auscultatory blood pressure with pressure-flow dynamics during rest and exercise*. AD645496
- 66-37 Collins, W. E.: *Adaptation to vestibular disorientation. III. Influence on adaptation of interrupting nystagmic eye movements with opposing stimuli*. AD649615
- *66-38 Mertens, H. W.: *A homogeneous field for light adaptation*.
- ✓ 66-39 Melton, C. E., Jr., Higgins, E. A., Saldivar, J. T., and Wicks, S. M.: *Exposure of men to intermittent photic stimulation under simulated IFR conditions*. AD646872
- 66-40 Swearingen, J. J.: *Evaluation of various padding materials for crash protection*. AD 647048
- ✓ 66-41 McKenzie, J. M., and Fiorica, V.: *Physiological responses of pilots to severe weather flying*. AD646871
- 66-42 Garner, J. D., and Blethrow, J. G.: *Emergency evacuation tests of a crashed L-1649*. AD645423

1967

- 67-1 Cobb, B. B., Jr.: *The relationships between chronological age, length of experience, and job performance ratings of air route traffic control specialists*. AD661468
- 67-2 Mertens, R. A., and Collins, W. E.: *Adaptation to vestibular disorientation. IV. Responses to angular acceleration and to bilateral caloric stimulation following unilateral caloric habituation*. AD653696
- 67-3 McFadden, E. B.: *Development of techniques for evaluating the physiological protective efficiency of civil aviation oxygen equipment*. AD659498
- ✓ 67-4 McFadden, E. B., Reynolds, H. I., and Funkhouser, G. E.: *A protective passenger smoke hood*. AD657436
- 67-5 Fowler, P. R., and McKenzie, J. M.: *Problems in aerial application: Detection of mild poisoning by organophosphorus pesticides using an automated method for cholinesterase activity*. AD656211
- 67-6 Collins, W. E., and Guedry, F. E., Jr.: *Adaptation to vestibular disorientation. V. Eye-movement and subjective turning responses to two durations of angular acceleration*. N67-38956
- 67-7 Guedry, F. E., Jr., and Collins, W. E.: *Adaptation to vestibular disorientation. VI. Eye-movement and subjective turning responses to varied durations of angular acceleration*. AD671855
- 67-8 Lewis, M. F., and Ashby, F. K.: *Diagnostic tests of color defective vision: Annotated bibliography, 1956-1966*. AD660200
- 67-9 McFadden, E. B., Harrison, H. F., and Simpson, J. M.: *Performance characteristics of constant-flow phase dilution oxygen mask designs for general aviation*. AD660201

* Dept. of Transportation Library
Free Distribution, TAD 494.1

- 67-10 Rowland, R. C., Jr., and Tobias, J. V.: *Interaural intensity difference limen...* AD 661235
- 67-11 Seipel, J. H.: *The biophysical basis and clinical applications of rheoencephalography.* AD673082
- 67-12 Collins, W. E.: *Adaptation to vestibular disorientation. VII. Special effects of brief periods of visual fixation on nystagmus and sensations of turning.* AD659192
- 67-13 Young, J. W.: *A functional comparison of basic restraint systems.* AD660202
- 67-14 Swearingen, J. J.: *An evaluation of potential decompression hazards in small pressurized aircraft.* AD660203
- 67-15 Melton, C. E., Jr., and Wicks, S. M.: *In-flight physiological monitoring of student pilots.* AD665660
- 67-16 Lewis, M. F.: *Cross-modality matching of loudness to brightness for flashes of varying luminance and duration.* AD664463
- 67-17 Funkhouser, G. E., and Billings, S. M.: *A portable device for the measurement of evaporative water loss.* AD664465
- 67-18 Gogel, W. C.: *Cue-enhancement as a function of task-set.* AD664466
- 67-19 Collins, W. E.: *Adaptation to vestibular disorientation. VIII. "Coriolis" vestibular stimulation and the influence of different visual surrounds.* N68-16799
- 67-20 Gogel, W. C., and Mertens, H. W.: *Perceived depth between familiar objects.* AD 665293
- 67-21 Crane, C. R., and Sanders, D. C.: *Evaluation of a biocidal turbine-fuel-additive.* AD 665661
- 67-22 Mohler, S. R., Bedell, R. H. S., Ross, A., and Veregge, E. J.: *Aircraft accidents by older persons.* AD663688
- 67-23 Veregge, E. J.: *Type airman certification as related to accidents.* AD663688
- 67-24 Lewis, M. F., and Mertens, H. W.: *Reaction time as a function of flash luminance and duration.* AD665662
- 67-25 Siegel, P. V.: *Aviation medicine, FAA-1966.* AD675956
- 68-1 Index to FAA Office of Aviation Medicine Reports: 1961 through 1967. AD673666
- 68-2 Collins, W. E.: *Adaptation to vestibular disorientation: IX. Influence of head position on the habituation of vertical nystagmus.* AD677460
- 68-3 Podolak, E., Kinn, J. B., and Westura, E. E.: *Bimedical applications of a commercial capacitance transducer.* AD683292
- 68-4 Fiorica, V., Burr, M. J., and Moses, R.: *Contribution of activity to the circadian rhythm in excretion of magnesium and calcium.* AD674416
- 68-5 Booze, C. F., Jr.: *Usage of combined airman certification by active airmen: an active airman population estimate.* AD678947
- 68-6 Crosby, W. M., Snyder, R. G., Snow, C. C., and Hanson, P. G.: *Impact injuries in pregnancy...I: Experimental studies.* AD674861
- 68-7 Allen, M. E. and Mertens, R. A.: *Aviation medicine translations: Annotated bibliography of recently translated material. V.* AD673665
- 68-8 Mohler, S. R., Dille, J. R., and Gibbons, H. L.: *Circadian rhythms and the effects of long-distance flights.* AD672898
- 68-9 Siegel, P. V. and Booze, C. F., Jr.: *A retrospective analysis of aeromedical certification denial actions. January 1961-December 1967.* AD675521
- 68-10 Collins, W. E. and Schroeder, D. J.: *The spiral aftereffect: Influence of stimulus size and viewing distance on the duration of illusory motion.* AD673644
- 68-11 Hasbrook, A. H. and Young, P. E.: *Pilot response to peripheral vision cues during instrument flying tasks.* AD684804
- 68-12 Hasbrook, A. H. and Young, P. E.: *Peripheral vision cues: Their effect on pilot performance during instrument landing approaches and recoveries from unusual attitudes.* AD683305
- 68-13 Vaughan, J. A., Higgins, E. A., Funkhouser, G. E., and Galerston, E. M.: *The effects of body thermal state on manual performance.* AD675522

- 68-14 Cobb, B. B.: *A comparative study of air traffic trainee aptitude-test measures involving Navy, Marine Corps and FAA controllers.* AD686669
- 68-15 Higgins, E. A., Davis, A. W., Jr., Fiorica, V., Iampietro, P. F., Vaughan, J. A., and Funkhouser, G. E.: *Effects of two antihistamine-containing compounds upon performance at three altitudes.* AD676502
- ✓ 68-16 Dille, J. R. and Mohler, S. R.: *Drug and toxic hazards in general aviation.* AD686670
- 68-17 Thackray, R. I. and Pearson, D. W.: *The effects of cognitive appraisal of stress on heart rate and task performance.* AD687413
- 68-18 Higgins, E. A., Davis, A. W., Jr., Vaughan, J. A., Funkhouser, G. E., and Galerston, E. M.: *The effects of alcohol at three simulated aircraft cabin conditions.* AD686671
- ✓ 68-19 Snyder, R. G. and Snow, C. C.: *Fatal injuries resulting from extreme water impact.* AD688424.
- 68-20 Lewis, M. F.: *Two-flash thresholds as a function of flash luminance and area.* AD686672
- 68-21 Tobias, J. V.: *Cockpit noise intensity: Fifteen single-engine light aircraft.* AD686425
- 68-22 Hasbrook, A. H.: *A comparison of effects of peripheral vision cues on pilot performance during instrument flight in dissimilar aircraft simulators.* AD688425
- 68-23 Fiorica, V.: *A table for converting pH to hydrogen ion concentration [H⁺] over the range 5-9.* AD688120
- 68-24 Snyder, R. G., Snow, C. C., Crosby, W. M., Hanson, P., Fineg, J., and Chandler, R.: *Impact injury to the pregnant female and fetus in lap belt restraint.* AD689359
- 68-25 Tobias, J. V.: *Cockpit noise intensity: Eleven twin-engine light aircraft.* AD688111.
- 68-26 Melton, C. E., Wicks, M., Saldivar, J. T., Jr., Morgan, J., and Vance, F. P.: *Physiological studies on air tanker pilots flying forest fire retardant missions.* AD690090.
- 68-27 Lewis, M. F. and Mertens, H. W.: *Assessment of the Broca-Sulzer phenomenon via inter- and intra-modality matching procedures: Studies of signal-light brightness.* AD689358
- 68-28 Collins, W. E.: *Adaptation to vestibular disorientation. X. Modification of vestibular nystagmus and "vertigo" by means of visual stimulation.* AD691405
- 1969
- 69-1 Melton, C. E. and Wicks, M.: *Binocular fusion time in sleep-deprived subjects.* AD688426
- ✓ 69-2 Seigel, P. V. and Mohler, S. R.: *Medical factors in U.S. general aviation accidents.* AD689740
- 69-3 Snyder, R. G., Snow, C. C., Young, J. W., Crosby, W. M., and Price, G. T.: *Pathology of trauma attributed to restraint systems in crash impacts.* AD690415
- 69-4 Snyder, R. G., Young, J. W., and Snow, C. C.: *Experimental impact protection with advanced restraint systems: Preliminary primate tests with air bag and inertia reel/inverted-Y yoke torso harness.* AD695416
- 69-5 Snyder, R. G., Crosby, W. M., Snow, C. C., Young, J. W., and Hanson, P.: *Seat belt injuries in impact.* AD698298
- 69-6 Chiles, W. D., Bruni, C. B., and Lewis, R. A.: *Methodology in the assessment of complex human performance: The effects of signal rate on monitoring a dynamic process.* AD697943
- 69-7 Pearson, D. W. and Thackray, R. I.: *Consistency of performance change and autonomic response as a function of expressed attitude toward a specific stress situation.* AD697944
- 69-8 Thackray, R. I.: *Patterns of physiological activity accompanying performance on a perceptual-motor task.* AD697945
- 69-9 Chiles, W. D., Gibbons, H. L., and Smith, P. W.: *Effects of two common medications on complex performance.* AD703631
- 69-10 Iampietro, P. F., Chiles, W. D., Higgins, E. A., Gibbons, H. L., Jennings, A., and Vaughan, J.: *Complex performance during exposure to high temperatures.* AD703632
- 69-11 Booze, C. F., Jr.: *Occupations of active airmen.* AD704474
- 69-12 Melton, C. E., Jr., Hoffmann, M., and Delafield, R. H.: *The use of a tranquilizer (Chlordiazepoxide) in flight training.* AD703221

- 69-13 Snyder, R. G., Snow, C. C., Young, J. W., Price, G. T., and Hanson, P.: *Experimental comparison of trauma in lateral (+G_y), rearward facing (+G_x), and forward facing (-G_x) body orientations when restrained by lap belt only.* AD707185
- 69-14 Chiles, W. D. and Jennings, A. E.: *Effects of alcohol on complex performance.* AD703633
- 69-15 Williams, M. J. and Collins, W. E.: *The spiral aftereffect. II. Some influences of visual angle and retinal speed on the duration and intensity of illusory motion.* AD703634
- 69-16 Chiles, W. D., Bruni, C. B., and Lewis, R. A.: *Methodology in the assessment of complex performance: The effects of signal rate on monitoring a static process.* AD703635
- 69-17 Siegel, P. V., Gerathewohl, S. J., and Mohler, S. R.: *Time-zone effects on the long distance air traveler.* AD702443
- ✓ 69-18 Siegel, P. V., Mohler, S. R., and Cierebiej, A.: *The safety significance of aircraft accident post mortem findings.* AD704473
- 69-19 Pearson, D. W., Clark, G., and Moore, C. M.: *A comparison of the behavioral effects of various levels of chronic disulfoton poisoning.* AD704470
- 69-20 Collins, W. E. and Updegraff, B. P.: *Adaptation to vestibular disorientation. XI. The influence of specific and non-specific gravi-receptors on nystagmic responses to angular acceleration.* AD704471
- 69-21 Thackray, R. I. and Touchstone, R. M.: *Recovery of motor performance following startle.* AD704472
- 69-22 Swearingen, J. J., Badgley, J. M., Braden, G. E., and Wallace, T. F.: *Determination of centers of gravity of infants.* AD708514
- 69-23 Brecher, M. H. and Brecher, G. A.: *Motor effects from visually induced disorientation in man.* AD708425
- ✓ 69-24 Gerathewohl, S. J.: *Fidelity of simulation and transfer of training: A review of the problem.* AD706744
- 70-2 Brecher, M. H., and Brecher, G. A.: *Quantitative evaluation of optically induced disorientation.* AD709329
- 70-3 Ryan, L. C., Endecott, B. R., Hanneman, G. D., and Smith, P. W.: *Effects of an organophosphorus pesticide on reproduction in the rat.* AD709327
- 70-4 Crane, C. R., Sanders, D. C., and Abbott, J. K.: *Studies on the storage stability of human blood cholinesterases: I.* AD714028
- 70-5 Higgins, E. A., Vaughan, J. A., and Funkhouser, G. E.: *Blood alcohol concentrations as affected by combinations of alcoholic beverage dosages and altitudes.* AD709328
- 70-6 Tobias, J. V.: *Auditory processing for speech intelligibility improvement.* AD717394
- ✓ 70-7 Hasbrook, A. H., and Rasmussen, P. G.: *Pilot heart rate during in-flight simulated instrument approaches in a general aviation aircraft.* AD711268
- 70-8 Fiorica, V., Higgins, E. A., Lategola, M. T., Davis, A. W., Jr., and Iampietro, P. F.: *Physiological responses of men during sleep deprivation.* AD713590
- 70-9 Gerathewohl, S. J., Morris, E. W., and Sirkis, J. A.: *Anticollision lights for the supersonic transport (SST).* AD713488
- 70-10 Collins, W. E., Schroeder, D. J., Rice, N., Mertens, R. A., and Kranz, G.: *Some characteristics of optokinetic eye-movement patterns: A comparative study.* AD715440
- 70-11 Revzin, A. M.: *Some acute and chronic effects of endrin on the brain.* AD715452
- 70-12 Mohler, S. R.: *Physiologically tolerable decompression profiles for supersonic transport type certification.* AD713055
- 70-13 Crane, C. R., Sanders, D. C., and Abbott, J. K.: *A comparison of three serum cholinesterase methods.* AD715439
- 70-14 Karson, S., and O'Dell, J. W.: *Performance ratings and personality factors in radar controllers.* AD715247
- 70-15 Lewis, M. F., and Mertens, H. W.: *Two-flash thresholds as a function of comparison stimulus duration.* AD716645
- ✓ 70-16 Snow, C. C., Carroll, J. J., and Allgood, M. A.: *Survival in emergency escape from passenger aircraft.* AD735388

1970

- 70-1 Indev to FAA Office of Aviation Medicine Reports: 1961 through 1969. AD714027

70-17 Collins, W. E.: *Effective approaches to disorientation familiarization for aviation personnel.* AD719003

70-18 Lategola, M. T., Fiorica, V., Booze, C. F., Jr., and Folk, E. D.: *Comparison of status variables among accident and non-accident airmen from the active airman population.* AD722148

70-19 Garner, J. D., and Blethrow, J. G.: *Evacuation tests from an SST mock-up.* AD720627

70-20 McFadden, E. B., and Smith, R. C.: *Protective smoke hood studies.* AD727021

70-21 Lategola, M. T., and Harrison, H. F.: *A device and method for rapid indirect measurement of human systolic and diastolic blood pressures.* AD722032

70-22 Iampietro, P. F.: *Tolerances to thermal extremes in aerospace activities.* AD722001

1971

71-1 Tobias, J. V.: *Noise audiometry.* AD723464

71-2 Melton, C. E., Jr., McKenzie, J. M. Polis, B. D., Funkhouser, G. E., and Iampietro, P. F.: *Physiological responses in air traffic control personnel: O'Hare Tower.* AD723465

71-3 Swearingen, J. J.: *General aviation structures directly responsible for trauma in crash decelerations.* AD728728

71-4 Iampietro, P. F.: *Use of skin temperature to predict tolerance to thermal environments.* AD723466

71-5 Mertens, R. A., Goulden, D. R., Lacy, C. D., and Jones, K. N.: *Aviation medicine translations: Annotated bibliography of recently translated material. VI.* AD723467

71-6 Schroeder, D. J.: *Alcohol and disorientation-related responses. I. Nystagmus and "vertigo" during caloric and optokinetic stimulation.* AD728314

71-7 Thackray, R. I., and Jones, K. N.: *Effects of conflicting auditory stimuli on color-word interference and arousal.* AD727018

71-8 Lategola, M. T.: *Biodynamic evaluation of air traffic control students between 1960-1963.* AD726254

71-9 Cierebiej, A., Mohler, S. R., and Stedman, V. G.: *Physician pilot-in-command flight accidents 1964 through 1970.* AD724286

71-10 Gerathewohl, S. J., Mohler, S. R., and Siegel, P. V.: *Medical and psychological aspects of mass air transportation.* AD726286

71-11 Fiorica, V., Burr, M. J., and Moses, R.: *Effects of low-grade hypoxia on performance in a vigilance situation.* AD727019

71-12 Swearingen, J. J.: *Acceptance tests of various upper torso restraints.* AD726253

71-13 Swearingen, J. J.: *Tolerances of the human brain to concussion.* AD726287

71-14 Smith, R. C.: *Assessment of a "stress" response-set in the composite mood adjective check list.* AD727020

71-15 Fiorica, V., and Moses, R.: *Automated differential fluorometric analysis of norepinephrine and epinephrine in blood plasma and urine.* AD729535

71-16 Schroeder, D. J.: *Alcohol and disorientation-related responses. II. Nystagmus and "vertigo" during angular acceleration.* AD730629

71-17 Chiles, W. D., Iampietro, P. F., Higgins, E. A., Vaughan, J. A., West, G., and Funkhouser, G. E.: *Combined effects of altitude and high temperature on complex performance.* AD729536

71-18 Gibbons, H. L., and Fromhagen, C.: *Aeromedical transportation and general aviation.* AD728315

71-19 Lategola, M. T.: *Changes in cardiovascular health parameters over an eight-year interval in an ATC population segment.* AD729537

71-20 Collins, W. E., Gilson, R. D., Schroeder, D. J., and Guedry, F. E., Jr.: *Alcohol and disorientation-related responses. III. Effects of alcohol ingestion on tracking performance during angular acceleration.* AD728843

71-21 Smith, R. C., Melton, C. E., Jr., and McKenzie, J. M.: *Affect adjective check list assessment of mood variations in air traffic controllers.* AD729832

71-22 Brecher, M. H., and Brecher, G. A.: *Effect of a moving optical environment on the subjective median.* AD728316

- 71-23 Melton, C. E., Jr., and Fiorica, V.: *Physiological responses of low-time private pilots to cross-country flying.* AD728317
- 71-24 Hasbrook, A. H., and Rasmussen, P. G.: *Aural glide slope cues: Their effect on pilot performance during in-flight simulated ILS instrument approaches.* AD731848
- 71-25 Norwood, G. K.: *The philosophy and limitations of FAA aeromedical standards, policies and procedures.* AD729538
- 71-26 Friedberg, W., and Nelson, J. M.: *Calibration of the Concorde radiation detection instrument and measurements at SST altitude.* AD732789
- 71-27 Lewis, M. F., and Steen, J. A.: *Color defective vision and the recognition of aviation color signal light flashes.* AD729539
- 71-28 Chiles, W. D., and Smith, R. C.: *A non-verbal technique for the assessment of general intellectual ability in selection of aviation personnel.* AD728844
- 71-29 Thackray, R. I., Touchstone, R. M., and Jones, K. N.: *The effects of simulated sonic booms on tracking performance and autonomic response.* AD729833
- 71-30 Smith, R. C., Cobb, B. B., and Collins, W. E.: *Attitudes and motivational factors in terminal area air traffic control work.* AD730630
- 71-31 Mehling, K. D., Collins, W. E., and Schroeder, D. J.: *The spiral aftereffect: III. Some effects of perceived size, retinal size, and retinal speed on the duration of illusory motion.* AD729834
- 71-32 Steen, J. A., and Lewis, M. F.: *Color defective vision and day and night recognition of aviation color signal light flashes.* AD730631
- 71-33 Mohler, S. R., and Gerathewohl, S. J.: *Civil aeromedical standards for general-use aerospace transportation vehicles.* AD728318
- 71-34 Gilson, R. D., Schroeder, D. J., Collins, W. E., and Guedry, F. E., Jr.: *Alcohol and disorientation-related responses. IV. Effects of different alcohol dosages and display illumination on tracking performance during vestibular stimulation.* AD729835
- 71-35 Smith, R. C.: *Personality assessment in aviation: An analysis of the item ambiguity characteristics of the 16PF and MMPI.* AD736266
- 71-36 Cobb, B. B., Lay, C. D., and Bourdet, N. M.: *The relationship between chronological age and aptitude test measures of advanced-level air traffic control trainees.* AD733830
- 71-37 McFadden, E. B., and Young, J. W.: *Evaluation of an improved flotation device for infants and small children.* AD729836
- 71-38 Norwood, G. K.: *Senior aviation medical examiners conducting FAA first-class medical examinations.* AD731849
- 71-39 Schroeder, D. J., Hill, R. J., and Collins, W. E.: *Alcohol and disorientation-related responses: V. The influence of alcohol on positional, rotary, and coriolis vestibular responses over 32-hour periods.* AD735389
- 71-40 Cobb, B. B.: *Air traffic aptitude test measures of military and FAA controller trainees.* AD737871
- 71-41 Higgins, E. A., Fiorica, V., Davis, H. V., and Thomas, A. A.: *The acute toxicity of brief exposure of HF, HCl, and NO₂ and HCN singly and in combination with CO.* AD735160
- 71-42 Mertens, H. W., and Lewis, M. F.: *Discrimination of short-duration (two-pulse) flashes as a function of signal luminance and method of measurement.* AD737872



AUTHOR INDEX

| Name | Report | Name | Report |
|-------------------------------------|--|-------------------------|---|
| Abbott, J. K. ----- | 70-4, 70-13. | Crosby, W. M. ----- | 68-6, 68-24, 69-3, 69-5. |
| Adams, T. ----- | 63-23, 63-25, 65-16, 65-28, 65-29, 65-30, 66-23. | Culver, J. F. ----- | 62-12. |
| Agee, F. L., Jr. ----- | 66-24. | Daugherty, J. W. --- | 62-10, 63-4. |
| Allen, M. E. ----- | Tech. Pub. #1, 64-16, 65-17, 66-1, 66-2, 68-7. | Davis, A. W., Jr. --- | 63-12, 68-15, 68-18, 70-8. |
| Allgood, M. A. ----- | 70-16. | Davis, H. V. ----- | 71-41. |
| Armstrong, R. ----- | 66-17. | Delafield, R. H. --- | 69-12. |
| Ashby, F. K. ----- | 67-8. | Dill, D. B. ----- | 63-33. |
| Aviation Medical Library, FAA ----- | 64-20. | Dille, J. R. ----- | 62-12, 63-2, 63-21, 63-24, 63-27, 66-14, 66-27, 68-8, 68-16. |
| Badgley, J. M. ----- | 69-22. | Duncan, J. C. ----- | 63-30. |
| Balke, B. ----- | 62-6, 63-6, 63-12, 63-18, 63-33, 63-34, 64-2, 64-3, 66-36. | Earley, J. C. ----- | 62-7. |
| Barnard, C. ----- | 66-16. | Emerson, T. E., Jr. --- | 62-18, 63-1, 63-16, 63-22, 66-11. |
| Bedell, R. H. S. ----- | 67-22. | Endecott, B. R. --- | 70-3. |
| Berkley, W. J. ----- | 65-5, 65-6. | Feinberg, R. ----- | 65-9, 65-25. |
| Billings, S. M. ----- | 67-17. | Fineg, J. ----- | 68-24. |
| Blethrow, J. G. ----- | 66-42, 70-19. | Fiorica, V. ----- | 66-6, 66-11, 66-14, 66-41, 68-4, 68-15, 68-23, 70-8, 70-18, 71-11, 71-15, 71-23, 71-41. |
| Booze, C. F., Jr. ----- | 68-5, 68-9, 69-11, 70-18. | Folk, E. D. ----- | 70-18. |
| Bourdet, N. M. ----- | 71-36. | Fowler, P. R. ----- | 63-8, 67-5. |
| Braden, G. E. ----- | 69-22. | Freud, S. L. ----- | 64-9, 64-10, 64-17, 66-25. |
| Brake, C. M. ----- | 62-18, 63-1, 63-16, 63-22, 63-32, 65-27. | Friedberg, W. ----- | 71-26. |
| Brecher, G. A. ----- | 69-23, 70-2, 71-22. | Fromhagen, C. ----- | 71-18. |
| Brecher, M. H. ----- | 69-23, 70-2, 71-22. | Funkhouser, G. E. --- | 63-25, 66-14, 67-4, 67-17, 68-13, 68-15, 68-18, 70-5, 71-2, 71-17. |
| van Brummelen A. G. W. ----- | 65-8. | Galerston, E. M. --- | 68-13, 68-18. |
| Bruni, C. B. ----- | 69-6, 69-16. | Ganslen, R. V. ----- | 63-12, 63-34. |
| Burr, M. J. ----- | 68-4, 71-11. | Garner, J. D. ----- | 62-1, 62-9, 65-7, 66-42, 70-19. |
| Capps, M. J. ----- | Tech. Pub. #1, 64-14, 65-1, 65-2. | Gerathewohl, S. J. --- | 69-17, 69-24, 70-9, 71-10, 71-33. |
| Carroll, J. J. ----- | 70-16. | Gibbons, H. L. ----- | 68-8, 69-9, 69-10, 71-18. |
| Chandler, R. F. ----- | 68-24. | Gilson, R. D. ----- | 71-20, 71-34. |
| Chiles, W. D. ----- | 69-6, 69-9, 69-10, 69-14, 69-16, 71-17, 71-28. | Gogel, W. C. ----- | 62-15, 63-10, 63-20, 63-28, 64-13, 65-11, 65-32, 66-22, 66-24, 67-18, 67-20. |
| Cierebiej, A. ----- | 69-18, 71-9. | Goldman, R. F. ----- | 62-5. |
| Clark, G. ----- | 66-5, 66-26, 66-34, 69-19. | Goulden, D. R. ----- | 71-5. |
| Cobb, B. B., Jr. ----- | 62-2, 62-3, 63-31, 65-19, 65-22, 67-1, 68-14, 71-30, 71-36, 71-40. | Guedry, F. E., Jr. --- | 67-6, 67-7, 71-20, 71-34. |
| Collins, W. E. ----- | 62-17, 63-3, 63-13, 63-14, 63-29, Tech. Pub. #1, 64-14, 64-15, 64-16, 65-1, 65-2, 65-17, 65-18, 65-24, 66-37, 67-2, 67-6, 67-7, 67-12, 67-19, 68-2, 68-10, 68-28, 69-15, 69-20, 70-10, 70-17, 71-20, 71-30, 71-31, 71-34, 71-39. | Hanneman, G. D. --- | 70-3. |
| Crain, R. A. ----- | 65-17, 66-2. | Hanson, P. G. ----- | 68-6, 68-24, 69-5, 69-13. |
| Crane, C. R. ----- | 63-27, 67-21, 70-4, 70-13. | Harper, C. R. ----- | 66-30. |
| | | Harrison, H. F. ----- | 66-16, 70-21. |
| | | Hasbrook, A. H. ----- | 62-7, 62-9, 62-13, 65-14, 66-32, 68-12, 68-22, 70-7, 71-24. |
| | | Hauty, G. T. ----- | 65-5, 65-6, 65-16, 65-28, 65-29, 65-30. |
| | | Hawkes, G. R. ----- | 62-11, 62-16. |
| | | Higgins, E. A. ----- | 63-23, 66-14, 66-39, 68-13, 68-15, 68-18, 69-10, 70-5, 70-8, 71-17, 71-41. |

| Name | Report | Name | Report |
|-------------------------|--|------------------------|---|
| Hill, R. J. ----- | 71-39. | Moore, C. M. ----- | 69-19. |
| Hinshaw, L. B. ----- | 62-18, 63-1, 63-16, 63-22, 63-26, 63-32, 66-11. | Morgan, J. C. ----- | 68-26. |
| Hoffmann, S. M. ----- | 69-12. | Morris, Edward W. -- | 66-27. |
| Holmes, D. D. ----- | 63-23, 63-26, 66-11. | Morris, Everett W. -- | 70-9. |
| Houk, V. N. ----- | 64-7. | Moser, K. M. ----- | 64-5, 64-7, 64-8. |
| Huffman, H. W. ----- | 64-15. | Moses, R. ----- | 66-14, 68-4, 71-11, 71-15. |
| Hufnagel, C. A. ----- | 64-7. | Nagle, F. J. ----- | 63-12, 63-34, 64-2, 66-36. |
| Hunter, C. E. ----- | 65-31. | Naughton, J. ----- | 64-2, 66-17, 66-21, 66-36. |
| Hyde, A. S. ----- | 63-30. | Neal, G. L. ----- | 65-31. |
| Iampietro, P. F. ----- | 62-5, 62-18, 63-1, 63-23, 66-14, 66-23, 68-15, 69-10, 70-8, 70- 22, 71-2, 71-4, 71-17. | Nelson, J. M. ----- | 71-26. |
| Ice, J. ----- | 63-30. | Newton, N. L. ----- | 62-12. |
| Jeffress, L. A. ----- | 63-7. | Norwood, G. K. ----- | 71-25, 71-38. |
| Jennings, A. E. ----- | 69-10, 69-14. | O'Connor, W. F. ----- | 65-10, 66-10, 66-15. |
| Jones, K. N. ----- | 71-5, 71-7, 71-29. | O'Dell, J. W. ----- | 70-14. |
| Josenhans, W. K. T. -- | 65-8. | O'Doherty, D. S. ----- | 65-4. |
| Karson, S. ----- | 70-14. | Page, B. B. ----- | 63-22. |
| Keen, F. R. ----- | 66-31. | Pearson, D. W. ----- | 68-17, 69-7, 69-19. |
| Kendall, W. W. ----- | 63-25. | Pearson, R. G. ----- | 63-35, 65-10, 65-31, 66-19. |
| Kinn, J. B. ----- | 68-3. | Pendergrass, G. E. -- | 63-27, 66-10, 66-15. |
| Knowlan, D. M. ----- | 64-11. | Perloff, J. K. ----- | 64-19. |
| Korty, P. ----- | 62-10, 63-4. | Perry, R. B. ----- | 64-8. |
| Kot, P. A. ----- | 64-11. | Phillips, E. E. ----- | 63-34. |
| Kranz, G. ----- | 70-10. | Pinkerson, A. L. ----- | 64-11. |
| Lacey, D. E. ----- | 62-10, 63-4. | Podolak, E. ----- | 65-25, 68-3. |
| Lacy, C. D. ----- | 71-5. | Polis, B. D. ----- | 71-2. |
| Lategola, M. T. ----- | 63-11, 66-16, 66-17, 66-20, 66-21, 70-8, 70-18, 70-21, 71-8, 71-19. | Price, G. T. ----- | 69-3, 69-13. |
| Lay, C. D. ----- | 71-36. | Raeke, J. W. ----- | 62-21. |
| Leverett, S. ----- | 63-30. | Rasmussen, P. G. ---- | 70-7, 71-24. |
| Lewis, M. F. ----- | 67-8, 67-16, 67-24, 68-20, 68-27, 70-15, 71-27, 71-32, 71-42. | Reighard, H. L. ----- | 65-3. |
| Lewis, R. A. ----- | 69-6, 69-16. | Reins, D. A. ----- | 63-26, 65-27, 66-11. |
| Loewenfeld, I. ----- | 65-9. | Revzin, A. M. ----- | 70-11. |
| Lowenstein, O. ----- | 65-9. | Reynolds, H. I. ----- | 67-4. |
| Luchsinger, P. C. ----- | 64-8. | Rice, N. ----- | 70-10. |
| Lyne, P. J. ----- | 63-8. | Rieger, J. A., Jr. --- | 66-11. |
| McClenathan, J. E. --- | 64-7. | Robinson, S. ----- | 63-33. |
| McCoy, J. ----- | 66-17. | Ross, A. ----- | 67-22. |
| McFadden, E. B. ----- | 62-13, 62-21, 63-9, 65-7, 66-7, 66-13, 66-20, 67-3, 67-4, 67-9, 70-20, 71-37. | Rowland, R. C., Jr. -- | 67-10. |
| McKenzie, J. M. ----- | 63-8, 66-41, 67-5, 71-2, 71-21. | Von Rosenberg, C. W. - | 66-31. |
| Mehling, K. D. ----- | 71-31. | Ryan, L. C. ----- | 70-3. |
| Melton, C. E., Jr. ---- | 63-5, 64-18, 66-35, 66-39, 67-15, 68-26, 69-1, 69-12, 71-2, 71-21, 71-23. | Saldivar, J. T. ----- | 66-39, 68-26. |
| Mertens, H. W. ----- | 65-32, 66-22, 66-38, 67-20, 67-24, 68-27, 70-15, 71-42. | Sanders, D. C. ----- | 67-21, 70-4, 70-13. |
| Mertens, R. A. ----- | 67-2, 68-7, 70-10, 71-5. | Scarborough, W. R. -- | 64-12, 65-8, 65-15. |
| Mohler, S. R. ----- | 62-4, 62-20, 63-2, 65-7, 65-13, 66-1, 66-3, 66-8, 66-25, 66-29, 66-30, 66-31, 66-32, 67-22, 68- 8, 68-16, 69-2, 69-17, 69-18, 70-12, 71-9, 71-10, 71-33. | Schroeder, D. J. ----- | 68-10, 70-10, 71-6, 71-16, 71-20, 71-31, 71-34, 71-39. |
| | | Scow, J. ----- | 66-15. |
| | | Seipel, J. H. ----- | 64-6, 65-4, 67-11. |
| | | Shanbour, K. ----- | 66-17, 66-21. |
| | | Siegel, P. V. ----- | 67-25, 68-9, 69-2, 69-17, 69-18, 71-10. |
| | | Simpson, J. M. ----- | 66-13, 67-9. |
| | | Sirkis, J. A. ----- | 70-9. |
| | | Smith, P. W. ----- | 62-8, 63-24, 69-9, 70-3. |
| | | Smith, R. C. ----- | 70-20, 71-14, 71-21, 71-28, 71-30, 71-35. |
| | | Snow, C. C. ----- | 62-9, 65-14, 65-26, 68-6, 68-19, 68-24, 69-3, 69-4, 69-5, 69-13, 70-16. |

| Name | Report |
|------------------------|---|
| Snyder, R. G. ----- | 62-13, 62-19, 63-15, 63-30, 65-12, 65-26, 68-6, 68-19, 68-24, 69-3, 69-4, 69-5, 69-13. |
| Solomon, L. A. ----- | 66-11. |
| Spieth, W. ----- | 64-4. |
| Stavinoha, W. B. ---- | 66-11. |
| Stedman, V. G. ----- | 71-9. |
| Steen, J. A. ----- | 71-27, 71-32. |
| Swearingen, J. J. ---- | 62-1, 62-4, 62-13, 62-14, 63-9, 65-7, 65-20, 65-23, 66-3, 66-12, 66-18, 66-40, 67-14, 69-22, 71-3, 71-12, 71-13. |
| Tang, P. C. ----- | 63-21. |
| Thackray, R. I. ----- | 68-17, 69-7, 69-8, 69-21, 71-7, 71-29. |
| Thomas, A. A. ----- | 71-41. |
| Tobias, J. V. ----- | 63-7, 63-17, 63-19, Tech. Pub. #1, 64-16, 65-17, 66-4, 67-10, 68-21, 68-25, 70-6, 71-1. |
| Touchstone, R. M. ---- | 69-21, 71-29. |
| Trites, D. K. ----- | 61-1, 62-3, 63-31, 65-5, 65-6, 65- 21, 65-22. |

| Name | Report |
|------------------------|---|
| Umberger, E. L. ----- | 66-25. |
| Updegraff, B. P. ----- | 69-20. |
| Vance, F. P. ----- | 68-26. |
| Vaughan, J. A. ----- | 68-13, 68-15, 68-18, 69-10, 70-5, 71-17. |
| Veregge, J. E. ----- | 66-25, 67-22, 67-23. |
| Wallace, T. F. ----- | 69-22. |
| Wentz, A. E. ----- | 64-1, 64-6. |
| Wernick, J. S. ----- | 63-19. |
| West, G. ----- | 71-17. |
| Westura, E. E. ----- | 68-3. |
| Wheelwright, C. D. -- | 62-1. |
| Wicks, S. M. ----- | 66-35, 66-39, 67-15, 68-26, 69-1. |
| Williams, M. J. ----- | 69-15. |
| Wittmers, L. E. ----- | 65-27. |
| Young, J. W. ----- | 62-21, 65-23, 66-9, 66-33, 67-13, 69-3, 69-4, 69-5, 71-37. |
| Young, P. E. ----- | 68-11, 68-12, 69-13. |
| Ziennowicz, S. A. R. - | 65-4. |



SUBJECT INDEX

Acceleration, angular

- adaptation, 66-37, 67-6, 67-7, 67-12, 67-19, 69-20.
- arousal effects on nystagmus, 62-17.
- arousal effects on vestibular response, 63-29.
- effects of alcohol, 71-6, 71-16, 71-20, 71-34, 71-39.
- nystagmus after caloric habituation, 63-14, 64-14, 65-18, 67-2.
- nystagmus after rotation habituation, 63-13, 65-24, 68-2.
- rotation device, 64-15.

Acceleration, linear (see also deceleration)

- bibliography, 63-30.

Accidents

- agricultural aircraft, 66-27, 66-30.
- alcohol involved, 66-29, 68-16.
- ✓analyses of injuries, 70-16, 71-3.
- ✓causes, 66-8, 66-27, 66-29, 67-23, 68-16, 69-2, 70-18.
 - cockpit delethalization, 66-3, 66-12, 71-3.
 - drugs and toxic chemicals as causes, 68-16.
 - evacuation patterns, 62-9, 65-7, 70-16.
- ✓fire, smoke protection, 67-4, 70-16, 70-20.
- inflight vertigo and unconsciousness, 63-21.
- injuries from seat impacts, 66-18.
- injuries in extreme vertical impacts, 62-19.
- injuries in rearward facing seats, 62-7.
- ✓investigations, human factors findings, 63-35, 69-18.
 - lap belt restraint injuries to pregnant females, 68-24.
 - older pilots, 67-22, 70-18.
 - padding for crash protection, 66-40.
 - physician pilots, 66-25, 71-9.
 - post mortem findings, 69-18.
- ✓prevention with blind flight instrument, 66-32.
- ✓stall warning, 66-31.
- ✓survivability of free-fall impacts, 63-15.
- ✓survivability of water impacts, 65-12, 68-19.
 - use of seat cushions for flotation, 66-13.

Aerial application

- accidents, 66-27, 66-30, 68-16.
- biochemical effects of lindane and dieldrin, 62-10, 63-4.
- cholinesterase determination, 67-5.
- comparison of serum cholinesterase methods, 70-13.
- effects of dieldrin on liver, 66-5, 66-26.
- effects of endrin, 66-11, 66-26, 66-34, 70-11.
- effects of organophosphate insecticides, 63-24, 69-19, 70-3.
- mechanisms of actions of endrin, 63-16, 63-26.
- storage stability of human blood cholinesterase, 70-4.
- toxic hazards, 62-8, 68-16.

Age

- binocular fusion time effects, 66-35.
- cardiovascular disease and performance, 64-4.
- pilots involved in aircraft accidents, 67-22, 70-18.
- pupillary reflex relationship, 65-25.
- relation to air traffic controller health, 65-6, 71-8, 71-19.
- relation to air traffic controller performance, 61-1, 62-3, 65-21, 67-1, 71-36.
- relation to aircraft accident survival, 70-16.
- relation to work capacity, 63-18, 63-33.
- studies of effects in aviation, 64-1.

Air ambulance

- status of civilian air ambulance services, 71-18.

Air bags

- restraint tests, 69-3, 69-4.

Air loads

- effects on man, 63-9.
- small aircraft decompressions, 67-14.

Air traffic control

- simulator for research, 65-31.

Air traffic controllers

- age effects on performance, 61-1, 62-3, 65-21, 67-1, 71-36.
- anthropometry, 65-26.
- aptitude tests for selection, 65-19, 68-14, 71-28, 71-36, 71-40.
- biodynamic evaluation, 71-8.
- biomedical survey, 65-5, 65-6.
- cardiovascular health changes, 71-19.
- composite mood adjective check lists to measure fatigue, 71-21.
- experience as selection criterion, 63-31, 71-36.
- incident reporting, 65-10.
- motivational factors, 71-30.
- performance and personality factors, 70-14.
- performance evaluation, 61-1, 65-22.
- physiological responses, 71-2.
- psychological testing, 61-1, 62-2.
- selection, 62-2.
- symptoms reported, 61-1.

Air transportation

- medical and psychological aspects, 71-10.
- standards for advanced systems, 71-33.

Aircraft

- ✓accident causes, 66-8, 66-25, 66-27, 66-29, 66-30, 67-23, 68-16, 69-2, 69-18, 71-9.

- accident investigation, 62-7, 62-9, 63-21, 63-35, 67-22, 69-18.
 - aural glide slope cues for instrument approaches, 71-24.
 - biocidal fuel additive, 67-21.
 - cockpit delethalization, 66-3, 66-12, 71-3.
 - decompression hazards, 67-14, 70-12.
 - design changes to reduce injuries, 71-3.
 - evacuation, 62-9, 65-7, 66-42, 70-16, 70-19.
 - fire, smoke protection after accidents, 67-4, 70-16, 70-20.
 - fires, toxicity of combustion products, 71-41.
 - noise effects measurement, 71-1.
 - noise effects upon birds, 62-4.
 - noise levels, 68-21, 68-25, 70-6.
 - non-gyroscopic blind flight instrument, 66-32.
 - padding for crash protection, 66-40.
 - restraint installation, 66-33, 67-13.
 - restraint system evaluation, 69-3, 69-4, 69-5, 71-12.
 - seat cushion flotation, 66-13.
 - seat impact injuries, 66-18.
 - simulator operation using drugs, 64-18.
 - SST anticollision lights, 70-9, 70-15, 71-42.
 - stall warning device, 66-31.
 - standards for advanced aerospace systems, 71-33.
- Airmen**
- analysis of certification denial actions, 68-9.
 - color vision and signal lights, 71-27, 71-32.
 - estimate of active population, 68-5.
 - exams of first-class certificate holders by Senior AMEs, 71-38.
 - heart rates during instrument approaches, 70-7, 71-24.
 - medical standards, 71-25.
 - physiological responses on cross-country flights, 71-23.
 - status variables with accidents, 70-18.
- Airport**
- medical services, 65-3, 71-10.
- Alcohol**
- disorientation-related responses, 71-6, 71-16, 71-20, 71-34, 71-39.
 - effects of altitude on blood levels, 70-5.
 - effects on complex performance, 69-14.
 - effects on performance at altitude, 68-18.
 - findings in general aviation accidents, 66-27, 66-29, 68-16, 69-2.
- Altitude**
- and heat effects on performance, 71-17.
 - cosmic radiation at SST altitudes, 71-26.
 - decompression hazards, 67-14, 70-12.
 - effects of alcohol, 68-18.
 - effects of antihistamines on performance, 68-15.
 - effects on blood alcohol levels, 70-5.
 - effects on penetrating eye injuries, 62-12.
 - effects on performance, 66-15, 71-11.
 - effects on work tolerance, 63-33.
 - efficiency of oxygen masks, 62-21, 66-7, 66-9, 66-20, 67-3, 67-9.
 - human tolerance, 62-6.
 - need for oxygen, 66-28.
 - performance after decompression, 66-10.
- Anthropometry**
- air traffic controllers, 65-26.
 - center of gravity, 62-14, 65-23, 69-22.
 - faces of children for oxygen mask design, 66-9.
 - shoulder slope, 65-14.
 - weight distribution when sitting, 62-1.
- Anticollision lights**
- exposure effects under simulated IFR conditions, 66-39.
 - SST, 70-9, 70-15, 71-42.
- Arousal**
- by distracting stimuli, 71-7.
 - effects on nystagmus, 62-17.
 - effects on vestibular responses, 63-29.
- Audiology**
- auditory fatigue, 63-19, 65-1, 65-2.
 - binaural beat perception, 63-17.
 - cockpit noise intensities, 68-21, 68-25.
 - earphone transient response, 63-7.
 - interaural intensity difference limen, 67-10.
 - noise audiometry, 71-1.
 - speech intelligibility improvement, 70-6.
 - table of intensity increments, 66-4.
- Ballistocardiography**
- bibliography, 65-15.
 - research and current status, 64-12.
 - stroke volume relationship, 65-8.
- Birds**
- possible sonotropic effects of a commercial air transport, 62-4.
- Blood**
- altitude effects on alcohol levels, 70-5.
 - autoregulation of renal flow, 63-32.
 - cerebrovascular disease detection, 65-4.
 - cholinesterase measurement, 67-5.
 - clot dissolution therapy, 64-5.
 - comparison of serum cholinesterase methods, 70-13.
 - erythrocyte volume spectra, 63-8.
 - hemoconcentration with endrin poisoning, 66-11.
 - oxygen saturation, 66-7, 66-15, 66-20, 67-3, 67-9.
 - phospholipids, 71-2.
 - plasma catecholamine determination, 66-6, 71-15.
 - pressure changes in ATC population, 71-19.
 - pressures by rapid indirect method, 70-21.
 - pulmonary flow with glyceryl trinitrate, 64-11.
 - pulmonary thromboembolism, 64-7.
 - storage stability of human blood cholinesterases, 70-4.
- Calcium**
- activity and circadian rhythm in excretion, 68-4.
- Caloric irrigation**
- after habituation to rotation, 63-13.
 - alcohol effect on response, 71-6.
 - arousal effects upon nystagmus, 62-17.
 - elicitation of secondary nystagmus, 63-3.
 - nystagmus after habituation, 63-14, 64-14, 65-19, 67-2.

Carbon monoxide

- as cause of aircraft accidents, 68-16, 69-2.
- levels in aircraft accident victims, 70-16.

Cardiovascular

- ballistocardiographic research, 64-12, 65-8, 65-15.
- blood pressure measurement, 66-16, 66-36, 70-21.
- cerebrovascular disease detection, 65-4.
- changes in ATC population, 71-19.
- effects of age and physical training, 63-18, 64-1.
- effects of endrin, 63-16, 66-11.
- effects of glyceryl trinitrate on pulmonary vasculature, 64-11.
- effects of startle on heart rates, 69-21.
- effects of stress on heart rate, 68-17.
- evaluation with treadmill and step test, 64-3.
- health, age and performance, 64-4.
- heart rates during instrument approaches, 70-7, 71-24.
- heart rates in air tanker pilots, 68-26.
- heart rates in student pilots, 67-15, 69-12.
- heart rates with complex vigilance tasks, 69-8.
- heart rates with simulated sonic booms, 71-29.
- post mortem findings after accidents, 69-18.
- physiological responses on cross-country flights, 71-23.
- prediction of heart rates under stress, 69-7.
- recognition of posterior infarction, 64-19.
- rehabilitation after infarction, 64-2, 66-17, 66-21.
- responses to hyperpyrexia, 64-8.
- thromboembolic disease treatment, 64-5.
- transducer for heart sounds, 68-3.

Case reports

- inflight loss of consciousness, 63-21.
- insecticide exposure, 63-24.
- physical conditioning after infarction, 66-21.
- pulmonary thromboembolism, 64-7.
- rheoencephalography in cerebrovascular disease detection, 65-4.
- seizures in flight, 64-6.

Center of gravity

- adults, 62-14.
- children, 65-23.
- infants, 69-22.

Certification

- analysis of denial actions, 68-9.
- estimate of active airmen, 68-5.
- exams of first-class certificate holders by Senior AMEs, 71-38.
- procedures, 71-25.

Circadian periodicity

- disruption of intercontinental flights, 65-16, 65-28, 65-29, 65-30, 68-8, 69-17.
- excretion of magnesium and calcium, 68-4.

Clothing

- effects on drag forces, 63-9.

Cold

- effect on manual performance, 68-13.
- skin temperature to predict tolerance, 71-4.
- thermal balance, 66-23.

Color vision

- defective and signal lights, recognition, 71-27, 71-32.
- tests, 67-8.

Communication

- binaural beat perception, 63-17.
- earphone response, 63-7.
- interaural intensity difference limen, 67-10.
- speech intelligibility improvement, 70-6.
- table of intensity increments, 66-4.
- tactile, 62-11, 62-16.

Deceleration

- bibliography, 63-30.
- cockpit dealthalization, 66-3, 66-12.
- human tolerance, 62-6.
- illumination effects during angular deceleration, 68-28.
- impact injuries in pregnancy, 68-6, 68-24.
- kinematics of human body, 62-13.
- padding for crash protection, 66-40.
- rearward facing seats, 69-13.
- restraint systems, 67-13, 69-3, 69-4, 69-5, 69-13.
- seat impact injuries, 66-18.
- side facing seats, 69-13.
- survival of extreme vertical impact, 62-19.
- survival of free-fall impacts, 63-15.
- survival of water impacts, 65-12.
- tolerances of face, 65-20.

Decompression

- effects on performance, 66-10.
- oxygen mask evaluation, 66-20, 67-3.
- small pressurized aircraft, 67-14.
- tolerable profiles for SST, 70-12.

Depth

- perception, 62-15, 63-10, 63-20, 63-28, 64-13, 65-11, 65-32, 66-22, 66-24, 67-18, 67-20.
- light adaptation device, 66-38.

Disorientation

- effects of alcohol, 71-6, 71-16, 71-20, 71-34, 71-39.
- familiarization techniques, 70-17.
- visually induced, 69-23, 70-2, 71-22.

Ditching

- infant flotation device, 71-37.
- seat cushion flotation, 66-13.

Drugs

- effects of antihistamines at altitude, 68-15.
- effects of glyceryl trinitrate on pulmonary vasculature, 64-11.
- effects on complex performance, 69-9.
- effects on orthostatic tolerance, 63-34.
- effects on performance in aircraft simulator, 64-18.
- effects on work capacity, 63-34.
- role in aircraft accidents, 68-16.
- tranquilizer effects on body temperature, 63-23, 66-14.
- use in fatigue, 63-12.
- use of a tranquilizer in flight training, 69-12.

Earphones

- transient response, 63-7.

Electrocardiogram

diagnosis of posterior infarction, 64-19.

Energy

cost of treadmill work, 62-5.

Environment

effects of mass air transportation, 71-10.

Equipment

anthropometry in design, 65-26.
anticollision lights, 66-39, 70-9, 70-15, 71-42.
blood pressure measurement, 66-16, 70-21.
disorientation familiarization, 70-17.
emergency lighting, 66-42.
evaporative water loss, 67-17.
fire, smoke protection, 67-4, 70-20.
infant flotation device, 71-37.
lap belt restraint in pregnancy, 68-24.
light adaptation device, 66-38.
non-gyroscopic blind flight instrument, 66-32.
oxygen, 62-21, 66-7, 66-9, 66-10, 66-20, 67-3, 67-9.
padding for crash protection, 66-40.
performance testing, 66-19.
protective for aircraft accidents, 65-7, 66-3, 66-12.
restraint systems, 67-13, 69-3, 69-4, 69-5.
seat cushion flotation, 66-13.
stall warning, 66-31.
transducer, 68-3.
upper torso restraint acceptance, 71-12.

Evacuation

after air carrier accidents, 62-9, 65-7, 70-16.
bibliography, 63-30.
tests using L-1649, 66-42.
tests using protective smoke hood, 70-20.
tests using SST mock-up, 70-19.

Exercise

auscultatory and intra-aortic pressures, 66-36.
before and after myocardial infarction, 64-2.
effects after myocardial infarction, 66-17, 66-21.
effects on magnesium and calcium excretion, 68-4.
energy cost of treadmill work, 62-5.
tolerance at altitude, 63-33.

Experience

air traffic controller selection, 63-31.
correlation with ATCS age and performance, 67-1.
relation to reported symptoms of ATCS, 65-6.

Eye

age and binocular fusion time, 66-35.
anticollision lights, 66-39, 70-9, 70-15, 71-42.
color vision and signal lights, 71-27, 71-32.
equidistance tendency, 65-11.
fatigue effects on binocular fusion time, 69-1.
lateral movements in student pilots, 67-15.
neural control of ciliary muscle, 63-5.
optokinetic stimulation, 70-2, 70-10, 71-22.
penetrating injuries, 62-12.
perception of depth, 63-10, 63-28, 67-20.
perception of size and distance, 62-15, 64-13, 66-22, 66-24, 67-18.

perception of spatial extent, 63-20.
photic stimulation, 66-39.
pupillary movement with fatigue, 65-9.
pupillary reflex with age, 65-25.
reaction time, flash luminance and duration, 67-24.
simulation of objects moving in depth, 65-32.
spiral aftereffect test, 64-9, 64-10, 64-17, 68-10, 69-15, 71-31.
tests for color vision, 67-8.
two-flash thresholds, 68-20, 70-15, 71-42.
visually induced disorientation, 69-23, 70-2, 71-22.

Fatigue

auditory, 63-19, 65-1, 65-2.
composite mood adjective check lists to measure in ATCS, 71-21.
effects of sleep deprivation, 70-8.
effects on binocular fusion time, 69-1.
in air tanker pilots, 68-26.
in aviation activities, 65-13.
intercontinental jet flights, 65-16, 65-28, 65-29, 65-30, 68-8, 69-17.
mitigation with Spartase, 63-12.
plasma catecholamine determination, 66-6, 71-15.
pupillary movement with, 65-9.

Federal Air Surgeon

review of 1966 program, 67-25.

Fire

effects in air carrier accidents, 62-9, 65-7, 70-16.
flammability of toiletries in oxygen, 63-27.
protective passenger hood, 67-4, 70-20.
toxicity of products in aircraft fires, 71-41.

Fuel

biocidal additive, 67-21.

Hearing

auditory fatigue, 63-19, 65-1, 65-2.
binaural beat perception, 63-17.
cockpit noise intensities, 68-21, 68-25.
earphone transient response, 63-7.
interaural intensity difference limen, 67-10.
noise audiometry, 71-1.
speech intelligibility improvement, 70-6.
table of intensity increments, 66-4.

Heat

and altitude effects on performance, 71-17.
effect on complex performance, 69-10.
effect on manual performance, 68-13.
human tolerances, 70-22, 71-4.
maintenance of thermal balance, 66-23.
measurement of evaporative water loss, 63-25.
tranquilizer effects on loss and conservation, 63-23, 66-14.

Human

angle of shoulder slope, 65-14.
assessment of complex performance, 69-6, 69-16.
body center of gravity, 62-14.
body kinematics on deceleration, 62-13.
center of gravity, 62-14, 65-23, 69-22.

factors in aviation safety, 63-35, 66-8, 66-25, 66-27, 70-18, 71-9, 71-10.
factors in emergency evacuation, 65-7, 70-16.
physical fitness testing, 63-6.
responses to hyperpyrexia, 64-8.
responses to photic stimulation, 66-39.
responses to severe weather flying, 66-41.
survivability of free-fall impacts, 63-15, 65-12, 68-19.
tolerances, 62-6, 71-3, 71-4, 71-13.
tolerances to facial impacts, 65-20, 66-12, 66-40.
tolerances to heat, 70-22, 71-4.

Hydrogen ion concentration

conversion table from pH, 68-23.

Hyperventilation, 62-6.

Hypoxia

human tolerance, 62-6, 63-33.
oxygen need, 66-28.
performance decrement, 66-10, 66-15, 71-11, 71-17.

Illusions

spiral aftereffect, 64-9, 64-10, 64-17, 68-10, 69-15, 71-13.
visual, 70-2, 71-22.

Injuries

brain tolerances to concussion, 71-13.
cockpit delethalization, 66-3, 66-12, 71-3.
correlation with kinematic behavior, 62-13.
decompression of small aircraft, 67-14.
eye, 62-12.
facial tolerances to impacts, 65-20.
from smoke and fire, 62-9, 70-16.
impact in pregnancy, 68-6, 68-24.
in free-falls, 63-15.
padding for crash protection, 66-40.
prevention in aircraft accidents, 71-3.
produced by restraint systems, 69-5.
rearward facing seats, 62-7, 69-13.
restraint systems to prevent, 67-13, 69-3, 69-4, 69-5, 69-13.
seat impacts, 66-18.
side facing seats, 69-13.
vertical crash forces, 62-1.
vertical impact in seated position, 62-19.
water impacts, 65-12, 68-19.

Instruments

radiation detection, 71-26.

Kidney

autoregulation mechanism, 63-32.
effects of acute arterial occlusion, 63-22, 65-27.
effects of increased venous pressure, 62-18, 63-1.
effects of pesticides, 63-26, 66-11.

Magnesium

activity and circadian rhythm in excretion, 68-4.

Motivation

factors in ATC work, 71-30.

Neurology

brain tolerances to concussion, 71-13.
central factor in auditory fatigue, 63-19.
drug effects on performance, 64-18.
effects of endrin, 63-16, 70-11.
effects of organophosphate insecticides, 63-24.
inflight vertigo and unconsciousness, 63-21.
photic stimulation, 66-38.
pupillary movement, 65-9, 65-25.
rheoencephalography in cerebrovascular disease detection, 65-4, 67-11.
seizures in flight, 64-6.
spiral aftereffect test, 64-9, 64-10, 64-17, 68-10, 69-15, 71-31.
studies at GCRI, 64-1.

Noise

auditory fatigue, 63-19, 65-1, 65-2.
effects of simulated sonic booms, 71-29.
effects on birds, 62-4.
intensity in aircraft cockpits, 68-21, 68-25.
speech intelligibility improvement, 70-6.

Nystagmus

effects of adaptation, 66-37, 67-6, 67-7, 67-12, 67-19, 69-20.
effects of alcohol, 71-6, 71-16, 71-20, 71-34, 71-39.
effects of arousal upon, 62-17, 63-29.
elicitation of secondary by irrigation, 63-3.
following caloric habituation, 63-14, 64-14, 65-18, 67-2.
following habituation to rotation, 63-13, 65-24, 68-2.
illumination effects during angular deceleration, 68-28.
optokinetic stimulation, 70-2, 70-10, 71-22.
translations of reports. Tech Pub. No. 1, 64-16, 65-17, 66-2.
vertical, 68-2.

Oxygen

flammability of toiletries, 63-27.
need at altitude, 66-28.

Oxygen masks

design for children, 66-9.
disposable, 66-7.
donning time after decompression, 66-10.
evaluation, 62-21, 66-7, 66-20, 67-3, 67-9.

Patient

air transport with eye injuries, 62-12.
civilian air ambulance services, 71-18.

Perception

anticollision lights, 66-39, 70-9, 70-15, 71-42.
auditory fatigue, 63-19.
Broca-Sulzer phenomenon, 68-27.
color, 67-8.
interaural intensity difference limen, 67-10.
matching flash loudness and brightness, 67-16.
of binaural beat, 63-17.
of depth, 63-10, 63-28, 65-11, 65-32, 67-20.
of size and distance, 62-15, 64-13, 66-22, 66-24, 67-18.
of spatial extent, 63-20.
peripheral visual cues, 68-11, 68-12, 68-22.
reaction time, flash luminance and brightness, 67-24.

spiral aftereffect, 64-9, 64-10, 68-10, 69-15, 71-31.
tactile, 62-11, 62-16.
two-flash thresholds, 68-20, 70-15.

Performance

after decompression, 66-10.
after forest fire retardant missions, 68-26.
after intercontinental flights, 65-16, 65-28, 65-29, 65-30, 68-8, 69-17.
air traffic controllers
 age effects, 61-1, 62-3, 65-21, 67-1, 71-36.
 aptitude tests for prediction, 65-19, 68-14, 71-28, 71-36, 71-40.
 evaluation, 61-1, 65-22.
 experience as predictor, 63-31.
 incident reporting, 65-10.
 radar simulator, 65-31.
 relation to personality factors, 70-14.
antihistamine effects at altitude, 68-15.
attitude questionnaires to predict under stress, 69-7.
aural glide slope cues for instrument approaches, 71-24.
decrement with hypoxia, 66-15, 71-11.
distracting stimuli effects, 71-7.
drug effects in aircraft simulator, 64-18.
drug effects on complex performance, 69-9.
effects of chronic disulfoton poisoning, 69-19.
effects of cognitive appraisal of stress, 68-17.
effects of heart disease and age, 64-4.
effects of mental tasks on auditory fatigue, 65-1, 65-2.
effects of physical conditioning program, 66-17, 66-21.
effects of signal rate on monitoring, 69-6, 69-16.
effects of sleep deprivation, 70-8.
effects of startle, 69-21.
heat and altitude effects on performance, 71-17.
heat effects on complex performance, 69-10.
impairment by alcohol, 66-29, 69-14, 71-20, 71-34.
instrument flying using peripheral visual cues, 68-11, 68-12, 68-22.
physiological measures on perceptual-motor tasks, 69-8.
sonic boom effects on tracking, 71-29.
student pilots, 67-15, 69-12.
tasks for operator-skills research, 66-19.
work in heat and cold, 66-23, 68-13.

Pesticides

aerial application aircraft accidents, 66-27, 66-30, 68-16.
biochemical effects of lindane and dieldrin, 62-10, 63-4.
cholinesterase determination, 67-5.
CNS effects of organophosphates, 63-24, 69-19.
comparison of serum cholinesterase methods, 70-13.
effects of dieldrin on liver, 66-5, 66-26.
effects of endrin, 66-11, 66-26, 66-34, 71-11.
effects of organophosphates on reproduction, 70-3.
mechanisms of action of endrin, 63-16, 63-26.
storage stability of human blood cholinesterase, 70-4.
symptoms and treatment of poisoning, 62-8.

Physical fitness

after myocardial infarction, 64-2, 66-17, 66-21.
age relationship, 63-18.
field test for, 63-6.
of ATC students, 71-8.

Physiology

evaporative water loss device, 67-17.
gas pressure in tissue, 63-11.
measures during complex task performance, 69-8.
neural control of the ciliary muscle, 63-5.
responses during sleep deprivation, 70-8.
thermal balance, 66-23.
tolerances of heat, 70-22, 71-4.

Pilots

aerial applicator protection, 66-30.
age of those in aircraft accidents, 67-22.
analysis of certification denial actions, 68-9.
color vision and signal lights, 71-27, 71-32.
effects of drugs in aircraft simulator, 64-18.
estimate of active population, 68-5.
exams of first-class certificate holders by Senior AMEs, 71-38.
heart rates during instrument approaches, 70-7, 71-24.
impaired performance by alcohol, 66-29.
medical standards, 71-25.
occupations, 69-11.
physician accidents, 66-25, 71-9.
physiological responses on cross-country flights, 71-23.
physiological studies in air tankers, 68-26.
response to peripheral visual cues, 68-11, 68-12, 68-22.
responses to severe weather flying, 66-41.
status variables with accidents, 70-18.
stress in student pilots, 67-15, 69-12.
type airman certificate related to accidents, 67-23.
vertigo, 67-19.

Pregnancy

effects of organophosphate pesticides in rats, 70-3.
impact injuries, 68-6, 68-24.

Pressure

gas pressure in tissue, 63-11.
oxygen mask, 66-20.

Psychology

composite mood adjective check list to measure stress effects, 71-14, 71-21.
personality assessment, 71-35.

Pulmonary

function testing, 64-1, 71-8.
protection from smoke, fire, 67-4.
responses to hyperpyrexia, 64-8.
thromboembolism, 64-7.
vascular effects of glyceryl trinitrate, 64-11.

Radiation

calibration of Concorde detection instrument, 71-26.
measurements at SST altitudes, 71-26.

Renal function

autoregulation mechanism, 63-32.
effects of acute arterial occlusion, 63-22, 65-27.
effects of increased venous pressure, 62-18, 63-1.
effects of insecticides, 63-26.

Research, aeromedical

aging studies at GCRI, 64-1.
aims and accomplishments, 62-20, 67-25.

ballistocardiography, 64-12, 65-8, 65-15.
bibliography of acceleration studies, 63-30.
emergency evacuation, 65-7.
index of reports, 63-2, 64-20, 66-1, 68-1, 70-1.
needs, 63-35, 70-10.
translated material, Tech. Pub. No. 1, 64-16, 65-17,
66-2, 68-7, 71-5.

Restraint

acceptance of upper torso restraint, 71-12.
bibliography, 63-30.
center of gravity, 62-14, 65-23, 69-22.
cockpit delethalization, 66-3, 71-3.
comparison of systems, 67-13, 69-3, 69-4, 69-5, 69-13.
kinematics with seat belt restraint, 62-13.
lap belt effects on pregnant female, 68-24.
shoulder harness design, 65-14.
upper body restraint installation, 66-33.

Rheoencephalography

cerebrovascular disease detection, 65-4, 67-11.

Seat

comfort, 62-1.
cushion flotation, 66-13.
injury potential, 66-18, 71-3.
pressure distribution, 62-1.
rearward facing, injuries, 62-7, 69-13.
side facing impact injuries, 69-13.

Seat belts

center of gravity in design, 62-14, 65-23.
cockpit delethalization, 66-3, 71-3.
evaluation of different systems, 67-13, 69-3, 69-13.
impact injuries due to, 69-5.
impact injuries to pregnant females, 68-24.
kinematics of restrained subjects, 62-13.

Shift-rotation

symptoms reported for ATCS, 65-5, 65-6.

Shoulder harness

acceptance tests, 71-12.
angle of shoulder slope in design, 65-14.
cockpit delethalization, 66-3.
comparison of types, 67-13, 69-3, 69-4, 69-5.
installation in general aviation aircraft, 66-33.

Simulation

air traffic controller radar task, 65-31.
for operator-skills research, 66-19.
movement of objects in depth, 65-32.
transfer of training, 69-24.

Skin

conductance with sonic booms, 71-29.
evaporative water loss, 63-25.
flammability of toiletries, 63-27.
galvanic skin response, 64-18.
tactile communication, 62-11, 62-16.
temperature to predict tolerances to heat and cold,
71-4.

Smoke

effects in air carrier accident, 62-9, 65-7, 70-16.
protective passenger hood, 67-4, 70-20.

Sonic booms

autonomic responses, 71-29.
effects on tracking performance, 71-29.

Stalls

warning device, 66-31.

Standards

aeromedical, 71-25, 71-33.
for advanced aerospace systems, 71-33.

Stress

composite mood adjective check list to measure, 71-
14, 71-21.
effects on heart rate and performance, 68-17, 69-21.
evaporative water loss device, 67-17.
heart rates during instrument approaches, 70-7, 71-24.
in air tanker pilots, 68-26.
in air traffic controllers, 71-2, 71-21.
measurement of evaporative water loss, 63-25.
physiological responses on cross-country flights, 71-23,
plasma catecholamine determination, 66-6, 71-15.
prediction of performance by attitudes, 69-7.
severe weather flying, 66-41.
student pilots, 67-15, 69-12.
symptoms reported by air traffic controllers, 65-5, 65-6.

Supersonic transport

anticollision lights, 70-9, 70-15, 71-42.
decompression profiles, 70-12.
evacuation tests, 70-19.
radiation at SST altitudes, 71-26.

Temperature

effects on complex performance, 69-10, 71-17.
effects on liver damage by dieldrin, 66-5.
effects on manual performance, 68-13.
evaporative water loss, 63-25, 67-17.
human tolerance, 62-6, 70-22.
hyperpyrexia, 64-8.
maintenance of thermal balance, 66-23.
tranquillizer effects on body temperature, 63-23, 66-14.

Tests

air traffic controller selection, 61-1, 62-2, 65-19, 65-21,
68-14, 71-28, 71-36.
aptitude measures of military ATC trainees, 71-40.
ballistocardiography, 64-12, 65-8, 65-15.
cholinesterase activity, 67-5.
color vision, 67-8, 71-27, 71-32.
complex human performance, 69-6, 69-16.
composite mood adjective check list, 71-14, 71-21.
correlation with experience in ATCS selection, 63-31.
distraction susceptibility, 71-7.
emergency evacuation, 65-7, 66-42, 70-19.
for physical fitness, 63-6, 63-18, 63-33, 64-3, 66-17.
performance, 66-19.
performance after decompression, 66-10.
performance, age and disease, 64-4.
performance and age, 65-21, 71-36.
performance and personality factors, 70-14.
performance with hypoxia, 66-15.

personality assessment, 71-35.
pupillary movement, 65-9, 65-25.
spiral aftereffect, 64-9, 64-10, 64-17, 68-10, 69-15,
71-31.
stain for dieldrin and endrin, 66-26.
Stroop test, 71-7.

Tolerance

of brain to concussion, 71-13.
of decompression for SST, 70-12.
of face to impact, 65-20, 66-12, 66-40.
of flight stresses, 62-6.
of free-fall impacts, 63-15.
of hot environments, 70-22.
of impacts in water, 65-12, 68-19.
of intercontinental flights, 65-16, 65-28, 65-29, 65-30.
of vertical impact, 62-19.
orthostatic, drug effects, 63-34.
prediction for thermal environments, 71-4.

Training

✓disorientation familiarization, 70-17.
✓transfer from simulation, 69-24.

Translations

aviation medicine, 64-16, 65-17, 66-2, 68-7, 71-5.
color vision tests, 67-8.
nystagmus and vestibular function, Tech. Pub. No. 1.

Turbulence

✓effects of severe weather flying, 66-41.

Venous pressure

changes with renal artery occlusion, 63-22.
effects of endrin, 66-11.
effects of increase on renal function, 62-18, 63-1, 63-32.

Vertigo

coriolis stimulation, 67-19.
✓flicker, 66-39.
illumination during angular deceleration, 68-28.
✓inflight case with unconsciousness, 63-21.
✓production by spiral aftereffect, 64-9, 64-10, 64-17.

Vestibular function

effects of adaptation, 66-37, 67-6, 67-7, 67-12, 67-19,
69-20.
effects of alcohol, 71-6, 71-16, 71-20, 71-34, 71-39.
effects of arousal, 62-17, 63-29.
following caloric habituation, 63-14, 64-14, 65-18, 67-2.
following habituation to rotation, 63-13, 65-24, 68-2.
rotation device, 64-15.

secondary, tertiary and inverted primary nystagmus,
63-3.
translations of reports, Tech. Pub. No. 1, 64-16, 65-17,
66-2.

Vibration

bibliography, 63-30.

Vision

age and binocular fusion time, 66-35.
anticollision lights, 66-39, 70-9, 70-15, 71-42.
Broca-Sulzer phenomenon, 68-27.
color, diagnostic tests, 67-8, 71-27, 71-32.
disorientation, 69-23, 70-2.
effects of fixation on nystagmus, 67-12.
fatigue effects on binocular fusion time, 69-1.
illusions, 70-2, 71-22.
light adaptation device, 66-38.
matching flash loudness and brightness, 67-16.
perception of depth, 63-10, 63-28, 67-20.
perception of size and distance, 62-15, 64-13, 65-11,
66-22, 66-24, 67-18.
perception of spatial extent, 63-20.
peripheral visual cues, 68-11, 68-12, 68-22.
reaction time, flash luminance and brightness, 67-24.
spiral aftereffect, 64-9, 64-10, 64-17, 68-10, 69-15,
71-31.
stimulation during angular deceleration, 68-28.
two-flash thresholds, 68-20, 70-15, 71-42.

Weight

accident rate relation to body weight, 70-18.
changes in ATC population, 71-19.

Weightlessness

bibliography, 63-30.

Work

age effects on tolerance, 63-33.
altitude effects on tolerance, 63-33.
capacity after myocardial infarction, 64-2, 66-17, 66-21.
capacity of ATC students, 71-8.
capacity related to age, 63-18.
capacity with step test, 64-3.
drug effects on performance, 63-12, 63-34.
effects on blood pressure, 66-36.
energy cost on treadmill, 62-5.
field test for fitness, 63-6.
human tolerance, 62-6.
shift rotation effects, 65-5, 65-6.
thermal balance in heat and cold, 66-23, 68-13.