

Organizational Results Research Report

December 2009

OR10.013

Evaluation of Arterial Service Patrol Programs

Prepared by University of Missouri-
Columbia and Missouri Department
of Transportation

Evaluation of Arterial Service Patrol Programs

MoDOT Project RI 09-004

Tom Ryan, Venkat Chilukuri, Michael Trueblood
HDR Engineering
326 S. 21st Street, Suite 400
St. Louis, MO 63103
Phone: (314) 425-8300
Fax: (314) 425-8301
E-mail: thomas.ryan@hdrinc.com

Carlos Sun
University of Missouri – Columbia
Department of Civil and Environmental Engineering
E2509 Lafferre Hall
Columbia, MO 65211
Phone (573) 884-6330
Fax (573) 882-4784
E-mail csun@missouri.edu

MoDOT Project Monitor: Tom Blair, District-6
MoDOT Project Liaison: William Stone, Organizational Results

December 2009

The opinions, findings, and conclusions expressed in this publication are those of the principal investigators. They are not necessarily those of the Missouri Department of Transportation and the U.S. Department of Transportation, Federal Highway Administration. This report does not constitute a standard or regulation.

1. Report No. OR10-013		2. Government Accession No.		3. Recipient's Catalog No.	
4. Title and Subtitle INTERIM REPORT: Evaluation of Arterial Service Patrol Programs (I-64 Traffic Response)				5. Report Date September 2009	
				6. Performing Organization Code NA	
7. Author(s) Ryan, T., Chilukuri, V., Trueblood, M. and Sun, C.				8. Performing Organization Report No. NA	
9. Performing Organization Name and Address HDR Engineering 326 South 21 st Street St. Louis, MO 63103				10. Work Unit No.	
				11. Contract or Grant No. Task Order RI 09-004	
12. Sponsoring Agency Name and Address Missouri Department of Transportation 2271 St. Mary's Blvd. Jefferson City, MO 65109 Federal Highway Administration U.S. Department of Transportation Washington, D.C.				13. Type of Report and Period Covered Final Report, April 13 – September 30, 2009	
				14. Sponsoring Agency Code	
15. Supplementary Notes					
16. Abstract This evaluation of the Arterial Service Patrol named I-64 Traffic Response (TR) is an interim report covering the first full year of operation. This Arterial Service Patrol was part of a regional traffic management strategy to address mobility issues during the two-year full closure I-64 construction project. Initial results shows an estimated conservative annual benefit-cost ratio of 8.3:1 based on the factors of traffic delay, emission impact, secondary crash, and staff savings. This Interim Report will be updated and finalized as part of the 2009 Annual Report for I-64 Economic and Regional Mobility Impact Study. The Interim Report was developed to help assist MoDOT in their initial evaluation of the arterial service patrol program. TR services can be viewed as vital component of an overall Traffic Incident Management (TIM) strategy. Responders, such as the police, validate this perspective by commenting that TR is better equipped to handle traffic control, which allows the police to take other actions such as investigating the incident. The evaluating team initial recommendations are: <ol style="list-style-type: none"> 1. TR is valid best practices when a major construction impacts a region's mobility 2. TR should be considered as viable TIM's strategies when addressing major urban region's safety and traffic congestion concerns 					
17. Key Words Arterial Service Patrol, Arterial Response, Secondary Crashes, Benefit-Cost Analysis				18. Distribution Statement	
19. Security Classif (of this report) Unclassified		20. Security Classif. (of this page) Unclassified		21. No of Pages % \$	22. Price

RESEARCH RESULTS

A sustainable transportation system requires better utilization of available limited resources to deliver a **safe** and **efficient** transportation system. Sustainability is the act of balancing the environmental, community, and economic needs of the man made and natural environments that we live in for present and future generations.

MoDOT is a national leader in developing and implementing Traffic Incident Management (TIM) elements as part of a Missouri transportation system. From their successful Motorist Assist (MA) programs in St. Louis and Kansas City to their statewide Emergency Response (ER) efforts on major interstates, they are partnering with other emergency response staff to better utilize resources to deliver a quicker and safer clearance of incidents along major congested roadways. Through these TIM efforts, MoDOT and partners are providing a more sustainable transportation system that addresses the three elements of sustainability: environment, community and economy through the achievement of a safer and more efficient transportation system.

This study builds on previous regional TIM - MA evaluation efforts and presents the results of the evaluation of the arterial service patrol (I-64 Traffic Response, TR) deployed during the I-64 major construction project to demonstrate the value of TIM practices on major arterials. The following is a summary of findings:

I-64 Traffic Response Program

- **Conservative benefit-cost ratio is 8.3 to 1**
- **Reduced 183 secondary crashes per year with a potential annual benefit social of \$4,980,468**
- **Reduced \$1,034,000 in annual congestion cost**
- **Supports Community Emergency Response**
 - **Safer and Quicker Incident Response and Clearance**
 - **Reduction in ER resources for TIM activities freeing them up for other Community needs**

The three elements of sustainability are present in the St. Louis Regional TIM activities. Environmental issues pertain to both natural and man made environments in which we live. Improved air quality and safer transportation facilities are direct benefits for the community.

The community's transportation needs are better served when regional partners work cooperatively together to maximize limited resources. Having the right person (i.e. TR Operator) doing what they are trained for (i.e. traffic control) can save lives and time while improving the quality of life for those living in or traveling through the community.

A region's economy is strongly linked to how well their transportation system performs. The movement of people and goods impacts everyone from their travel expenses to the products they purchase. Improving safety and reducing traffic congestion gained through TIM activities will save lives, time, and money.

Everyone wins – the traveling public gains improved safety and reduced travel times at less cost. Emergency Response gains improved safety within incident sites and reduction in time spent on scene through quicker coordinated clearances. Highway agencies (MoDOT and St. Louis County) gain improved traffic flow along their transportation facilities with results in improved satisfaction of the traveling public that financially supports regional emergency response and highway agencies.

EXECUTIVE SUMMARY

A sustainable transportation system requires better utilization of available limited resources to deliver a **safe** and **efficient** transportation system. MoDOT is a national leader in developing and implementing Traffic Incident Management (TIM) elements as part of the sustainable transportation system in Missouri. From their successful Motorist Assist (MA) programs in St. Louis and Kansas City to their statewide Emergency Response efforts on major interstates, they are partnering with other emergency responders to better utilize resources to deliver a quicker and safer clearance of impacting incidents along major congested roadways. Through these TIM efforts, MoDOT and partners are providing a more sustainable transportation system that helps to achieve the two foremost objectives of providing safer and efficient travel in Missouri.

This document presents the results of the evaluation of the arterial service patrol (I-64 Traffic Response – TR) deployed during the I-64 major construction project to demonstrate the value of TIM on major arterials. The following is a summary of findings:

- I-64 Traffic Response conservative benefit-cost ratio was 8.3:1
- I-64 Traffic Response reduced 183 secondary crashes per year
- I-64 Traffic Response reduced \$1,034,000 in annual congestion cost

In this interim report, an initial evaluation of the I-64 Traffic Response (TR) program was also performed by examining representative arterial segments. TR is an arterial service patrol that travels and monitors major adjacent arterials along I-64 within the triangle area of I-70 (North) – I-44 (South) and Missouri Route 141 (West). This program will operate for a two-year period while I-64 is closed for re-construction. The interim report covers the first year of operation and will be finalized when the second year operation can be considered and included into the report.

The I-64 Traffic Response program, as a mobility strategy for I-64 construction project, can be considered a successful component of the region's mobility plan. Traffic movement along adjacent arterial corridors has seen peak period traffic demand increased up to 50% with only minor impacts. The I-64 Traffic Response program has played a major role in making this happen. Conservative estimates in the four assessment areas – traffic delay cost, emission impact cost, secondary crash cost and response staff savings shows a benefit/cost of 8.4. This evaluation will be updated when 2009 traffic information becomes available.

The additional 2009 traffic information will provide two post-deployment years and should help further validate and strengthen initial findings. The Final I-64 Study Report, which will be published in late 2011, is exploring the potential impacts from a major construction project that has 2-year full closure. The I-64 Traffic Response program was deployed as mobility strategy to improve travel in the region.

Traffic models were developed along two adjacent arterial corridors that demonstrated traffic delay and emission impacts that could occur if a lane was closed due to an incident. The output from these traffic models was used to establish cost for traffic delay and emission impacts. Based on field records and an on-going survey conducted throughout the entire 2008 year, estimated cost for delay and emission were calculated on actual incident information. A very conservative savings of \$1,034,078 were determined for traffic delay and emission savings. Since these savings were only developed based on one year of data, a year two evaluation will be performed to determine if the estimates developed can be demonstrated in year two.

Impacts from secondary crashes that result from another incident were assessed on state-only roadways in 2008. The I-64 Study report will be updated in the future to reflect county roadways served in the region by the arterial service patrol program along with 2009 crashes. The \$4,980,468 potential savings were based on the following:

1. A crash reduction estimation of 5% that all crashes are secondary crashes. This estimation was based on previous study done in St. Louis.
2. From information gathered in hand-out service surveys and the output of traffic models developed to assess impacts from incident lane closures, we concluded that about 50% of secondary crashes could be reduced. This estimation was based on quicker responses to incidents would reduce associated secondary crashes.

Comparing 2008 (7,323 total crashes) to the annual average of the four pre-construction years 2004 through 2007 (8,086 total crashes), the estimated 184 secondary crashes that could have been potential reduced is reasonable.

Figure I show the difference in Incident Progression Curves (IPCs) between average arterial and freeway incidents. IPCs represent the temporal and spatial zones of influence of a primary incident. Figure I show that freeway incidents have a much larger zone of influence, thus explaining differences in B/C between arterial TR and freeway MA programs. While this additional crash evaluation was developed and reviewed in this interim evaluation, its content will be explored further in the final report to further validate and confirm the 5% factor used.

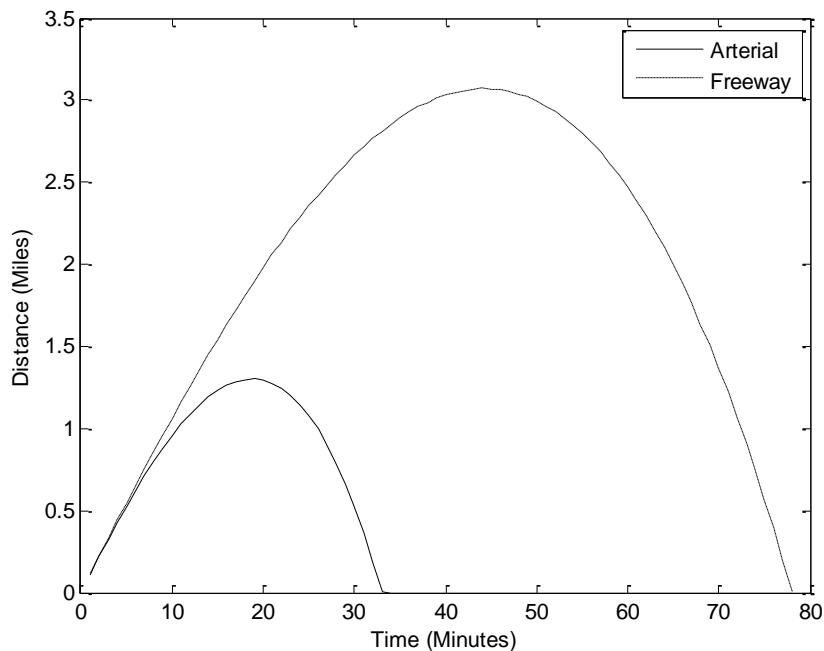


Figure I. Comparison between Arterial and Freeway IPCs

The final area was the reduction or savings experience in having the I-64 Traffic Response available to respond in a timely manner thus reducing the need for others to respond. This savings was \$57,977. This permits police, highway department employees, and others to continue their other normal duties without being called to respond to various related incidents.

The results from this project show that the utilization of a service patrol to manage incidents along adjacent arterial corridors for the major construction project along I-64 has merit and serves the traveling public well.

TR enhances the overall Traffic Incident Management (TIM) strategy. Interviews with police agencies consistently affirm the MA/TR service patrol’s have excellent working relationships with police, and the service patrol’s value in handling traffic control in TIM related incidents which enables police to focus on other high priority duties. As a result of the benefit-cost analysis, evaluators recommend:

- In future projects, arterial TR should be considered as mobility strategy for all major construction with extended periods of full closures or major reduction of traffic capacity along the corridor under construction.
- In the development of this interim report, the study team concluded that an arterial TR program could be a valuable mobility strategy in address non-recurring congestion along major arterials. As part of the final report, the study team will further explore and evaluate the following potential factors:

- Regional and Corridor characteristics that could serve as a guideline in selecting potential corridors for inclusion into a regional arterial TR program.
- Regional characteristics should take a holistic regional view of the importance a corridor plays in managing and moving traffic during peak periods or during major incidents. Does the corridor serve as a major arterial in moving commuter traffic or does the corridor serve as a major alternative route during an incident on adjacent higher level roadways?
- Corridor characteristics should take a segmental corridor view that considers corridor traffic demand, roadway capacity, and historical crash and incident information. Volume to Capacity (v/c) ratio, Level of Service (LOS), Travel Time Index (actual speed divided post speed), crash rates and incident information are performance measurements that indicate potential impacts that could be used in determining the corridors that would benefit most from TR services.
- Priority corridors could then be determined and standard operating procedures (SOP's) developed based on regional and corridor characteristics. A dispatch service approach using TMC or 911 Center operators to dispatch TR services based on known TR operators' availability and response time to the incident. The availability of regional ITS components could further assist in the dispatch process in determining the potential impact of the incident.

GLOSSARY

B/C	Benefit-to-cost ratio: a popular method for assessing the societal benefits against the costs of a particular project or alternative.
Gateway Guide	The Intelligent Transportation Systems initiative in St. Louis, Missouri, which includes a regional Traffic Management Center.
FSP	Freeway Service Patrol: a service provided by departments of transportation that involve patrolling sections of roadways, managing incidents, and assisting motorists.
IPC	Incident Progression Curve: a curve displaying the queue resulting from incidents over time and space that is used for classifying secondary crashes.
MA	Motorist Assist: a freeway service patrol program in the St. Louis region that includes Emergency Response in the off hours.
TIM	Traffic Incident Management: the systematic, planned, and coordinated use of human, institutional, mechanical, and technical resources to reduce the duration and safety and mobility impact of incidents.
TMC	Traffic Management Center.
TR	Traffic Response: arterial service patrol of roads adjacent to the I-64 reconstruction project to address traffic problems and motorist issues and keep traffic moving.
ER	Emergency Response: are resources, including police, fire, ambulance, wrecker services, etc., needed to assist in clearance of incidents from transportation facilities
VMS	Variable Message Sign.

TABLE OF CONTENTS

RESEARCH RESULTS	iii
EXECUTIVE SUMMARY	iv
GLOSSARY	viii
TABLE OF CONTENTS.....	1
1. INTRODUCTION	2
1.1 I-64 Traffic Response Strategy	2
1.2 Assessment Factors	4
1.3 Interactions with Other Agencies.....	5
2. LITERATURE REVIEW	6
2.1 Review of Arterial Service Patrol Evaluations	6
2.2 Review of Secondary Crash Analysis Methodology	6
3. TR MOBILITY AND SAFETY STRATEGY ASSESSMENT METHODOLOGY.....	6
3.1 Assessment Methodology	6
3.1.1 Reduction in traffic delays	6
3.1.2 Reduction in fuel and emission savings	10
3.1.3 Reduction in secondary crashes	10
3.1.4 Reduction Response Staff	11
4. TR MOBILITY AND SAFETY STRATEGY RESULTS.....	14
4.1 Traffic Congestion Benefits	14
4.2 Roadway Safety Benefits	15
4.3 Region Response Staff Benefits.....	16
4.4 Benefit/Cost Ratio Assessment.....	18
5. CONCLUSION.....	19
APPENDIX A. ANNUAL PRIMARY AND SECONDARY CRASHES IN ST. LOUIS	20
APPENDIX B. SECONDARY CRASHES BY SEVERITY IN ST. LOUIS	22
APPENDIX C. TRP BENEFIT COST TOOL APPENDIX.....	25
APPENDIX D. TRAFFIC RESPONSE APPENDIX D.....	25
APPENDIX E. MEMO: CORSIM METHODOLOGY	25
REFERENCES	26

1. INTRODUCTION

This interim report presents the results from an initial evaluation of the I-64 Traffic Response (TR) program.

1.1 I-64 Traffic Response Strategy

This report is intended to document an evaluation of the implemented mobility strategy on the New I-64 construction project. This construction project will improve more than ten miles of an urban interstate facility that carries daily traffic volumes approaching 170,000 vehicles per day. During the regional traffic management planning process, diversion of traffic onto adjacent arterials was recognized as a potential concern based on the full closure construction approach being used on this project.

Critical Arterials were identified and mobility strategies were developed that would support increased traffic flow conditions on these arterials. The I-64 Traffic Response Program was one of those strategies identified and implemented. **One primary function of this report is to evaluate the effectiveness of the I-64 Traffic Response program as a mobility strategy for the New I-64 construction project.** This program is jointly sponsored by St. Louis County and MoDOT. This arterial service patrol was deployed to help reduce potential mobility impacts along adjacent arterial corridors based on anticipated traffic diversions from the I-64 construction project.

Service patrols are widely used across our national freeways to assist in reducing impacts caused by non-recurring congestion events (i.e. crashes, stalled vehicles, etc.). Some limited deployments have been used on arterials to address traffic flow impacts caused by major construction projects, major incidents, special major events, etc.

The St. Louis area already has a highly successful freeway service patrol identified as the MA program. They also have an Emergency Response program that supports police, fire, other emergency response staff and the general public during night-time and off peak weekend periods. The I-64 Traffic Response, along with these two current programs, provide emergency and traffic incident management support for both state- and county-managed and operated roadways.

I-64 Traffic Response Program's Purpose is to minimize the duration of incidents by responding with minimal delay to clear incidents and restore access to all traffic lanes. The achievement of this purpose will ensure that maximum traffic capacity is maintained thus minimizing motorists' delays. An incident/event is defined as any roadway impact that occurs along the roadway or shoulder areas that can reduce traffic capacity flow (i.e. debris, stalled vehicle, crash, etc.).

The following Table 1.1.1 provides general information on the I-64 Traffic Response Program:

Table 1.1.1 I-64 Traffic Response Program

Staffing	Hours of Operations	Equipment
1 – Supervisor	Weekdays 5 am to 9:30 pm	6 – Pick-up Trucks
10 – Operators	Weekends 8 am to 6:30 pm	Warning Light Bar and Arrow Board
11 – Total	Holidays 5 am to 9:30 pm	Traffic Cones and Stop Signs
		Radio, Direct Connect Phone and Scanner
		Full Compliment of Tools

Patrol Zone Coverage area (Figure 1.1.1):

- Patrol Zone 1 – Coverage area is from I-70 (North) to I-64 (South) and from Route 141 (West) to Route 67/Lindbergh (East)
- Patrol Zone 2 – Coverage area is from I-70 (North) to I-64 (South) and from Route 67/Lindbergh (East) to St. Louis City Limits (East)
- Patrol Zone 3 – Coverage area is from I-64 (North) to Route 30 (South) and from Route 141 (West) to Routes 61/67/Lindbergh (East)
- Patrol Zone 4 – Coverage area is from I-64 (North) to Route 30 (South) and from Routes 61/67/Lindbergh (West) to St. Louis City Limits (East)

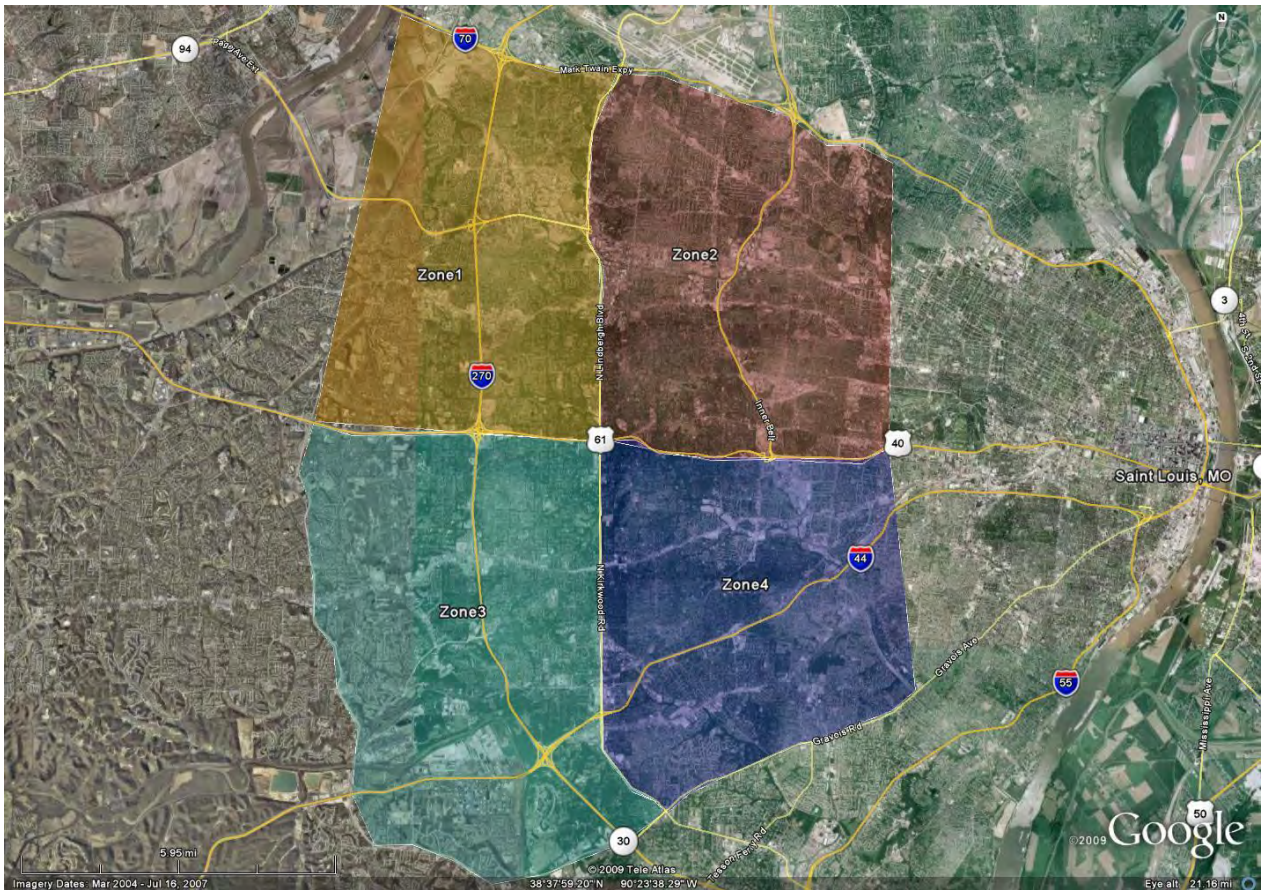


Figure 1.1.1 Map of Patrol Zone Coverage

1.2 Assessment Factors

The determination of the right assessment factors is very important, so the value/benefit of the regional arterial service patrol can be ascertained. The identification of potential factors was determined based on regional assessments from across our nation. The following factors were identified and evaluated in determining potential benefits associated with an arterial service patrol program:

- Reduction in traffic delay
- Reduction in fuel and emission
- Reduction in secondary crashes
- Reduction in response staff (emergency and operations)
- Improved public support

The assessment of value/benefits for the first four factors can be determined based upon estimated user cost savings. The savings can then be compared to actual program costs to derive a benefit/cost ratio for the program. The fifth factor has value, but its performance measurement is public perception which is not easily quantifiable like cost savings. But the development of positive public opinions does have a value. Providing valuable services that enhances the regional transportation system is viewed positively by the general public and will affect how they consider future support requests in addressing transportation needs.

The first four factors will be discussed further in this document; however, the fifth factor should also be recognized for its value. There were almost 800 returned mail-in surveys from people who received this program's service patrol assistance in 2008. The overwhelming opinion of the responses was very positive, and they found the program valuable and effective. They also reported that the operators were knowledgeable, courteous, professional, and followed good safety procedures in performing their duties. Table 1.2.1 provides a summary of the mail-in surveys:

Table 1.2.1 Mail-in Survey Evaluation Information

I-64 Traffic Response Program is	Definitely	Probably		
Valuable	788	9		
I-64 Traffic Response Program overall	Very Satisfied	Satisfied	Very Dissatisfied	Percentage of Very Satisfied or Satisfied
Effectiveness	754	29	1	99.9%
I-64 Traffic Response Operators are	Very Satisfied	Satisfied	Very Dissatisfied	
Knowledgeable	739	42	1	99.9%
Courtesy	775	19	1	99.9%
Professionalism	772	23	1	99.9%
Safety Procedures	770	27	1	99.9%

Table 1.2.2 provides information on the response time as reported in surveys by the motorists. The response time reported in the surveys was very good when compared with other methods of response. The roving and dispatch methods applied seemed to be very effective in getting to incidents in very timely manner. Response within 10 minutes was achieved 64.2% of the time and response within 20 minutes was 86.7%. Table 1.2.2 below provides statistical data that will be useful in the assessment of the program's effectiveness.

Table 1.2.2 Response Time from I-64 Traffic Response Users

Response Time	Number	Percentage	Cumulative Percentage
< 5 minutes	253	32.3	32.3
5 to 10 minutes	250	31.9	64.2
10 to 20 minutes	177	22.6	86.7
20 to 30 minutes	61	7.8	94.5
30 to 40 minutes	24	3.1	97.6
> 40minutes	19	2.4	100

Quicker response and clearance has proven an effective method of reducing non-reoccurring traffic congestion. This reduction in traffic congestion also has a positive impact on making roadways safer. Information gained in these surveys is statistically sound, since approximately 5% of motorists receiving services completed a survey.

1.3 Interactions with Other Agencies

Since incident management is an important role of FSPs such as MA and TR, it is important to understand the context of Traffic Incident Management (TIM) and the roles of each of the factors. The factors involved with TIM usually include police, fire, 911 dispatch, towing and recovery, emergency medical services, hazardous materials (HAZMAT), transportation agencies, and the media (FHWA, 2000). The success of TIM depends not only on each partner performing capably, but also on the efficient coordination among all the partners.

While there might be some overlap in some of the functions, there are certain functions that are particular to a specific partner. In the case of TR, some functions such as debris removal, traffic control, detection, and verification can be performed by others, such as the police. However, TR is the most suitable partner for many of those functions because of the training, equipment, and its role as part of the overall Intelligent Transportation Systems' (ITS) deployment in St. Louis.

One could argue that some functions, such as traffic control, can also be performed by the police. However, many police agencies prefer that TR handle such functions so that the police can be freed up for other tasks such as accident investigation, and TR operators have more traffic control equipment than other responders such as arrow boards, barricades, and cones. Police agencies were contacted for the MA study to obtain their qualitative assessment of their working relationship with MA/TR and very positive responses were received.

2. LITERATURE REVIEW

Only one major evaluation of arterial service patrol was found.

2.1 Review of Arterial Service Patrol Evaluations

The literature on the arterial response side is scarce. One evaluation report was the first phase report of the Regional Emergency Action Coordination Team (REACT) (Battelle, 2002). The geographical scope included the northwest portion of metropolitan Phoenix. The main objective of REACT was to provide traffic management for emergencies on arterial roadways. But the incident management situations included automobile accidents, hazardous material spills, power outages, weather related emergencies, fires, and criminal investigations. REACT provided for incident response using trucks equipped with traffic control equipment including variable message sign (VMS) boards. The evaluation focused on quantifying the benefits from reductions in travel delay, fuel use, emissions, secondary crashes, and police and fire personnel labor. Traffic simulation and likelihood analysis were both used to estimate benefits. B/C was estimated 6.4:1 for the existing operations and 8:1 if the operation reached capacity.

2.2. Review of Secondary Crash Analysis Methodology

The REACT study and the 2003 St. Louis Motorist Assist study were utilized sources in determining an estimated percentage for secondary crashes. The REACT used an estimated 10% of total crashes to be secondary crashes while 2003 St. Louis used a more conservative 5% of total crashes for secondary crashes. The identification of secondary crashes can provide a potential reduction in crashes.

3. TR MOBILITY AND SAFETY STRATEGY ASSESSMENT METHODOLOGY

3.1 Assessment Methodology

When incidents (stalled vehicles, crashes, etc.) occur that block roadway lanes or adjacent shoulder areas, the roadway's capacity to handle traffic flow is reduced. This reduction in traffic flow, especially during peak travel times, causes delay and increases the potential for secondary crashes. With the potential of increased traffic on arterial corridors, the I-64 Traffic Response program was developed and implemented as a mobility strategy of the New I-64 construction project. The first four assessment factors mentioned in Section 1.2 will be further defined as evaluation factors in next few sections.

3.1.1 Reduction in traffic delays

Reduction in traffic delays was determined by using CORSIM, a comprehensive microscopic traffic simulation computer model. The CORSIM evaluation approach was used to take advantage of the model's output that estimates traffic delay, increased fuel

consumption and air quality impacts. These estimated values can easily be converted to transportation user and emission impact costs.

CORSIM models were developed for two arterial corridors that run adjacent and parallel to the I-64 construction – Route 100 (Manchester) and Route D (Page). Seven CORSIM scenarios (see Table 3.1.1.1 below) were developed and evaluated to gain insight on how lane blockage could impact travel along these corridors. Utilizing estimated costs for these two control corridors, total estimated costs for all roadways served by the I-64 Traffic Response program are developed. The response time information gained through the on-going survey and knowing the total number of responses throughout the entire year 2008 will support the calculation of estimated savings.

Traffic delay may result from several different blockage conditions – a single lane, multiple lanes, and shoulder area. This evaluation has taken a conservative approach in analyzing only the single lane blockage. The research team understands that multiple lane blockage presents potential increased traffic delays, while a shoulder area blockage presents potential decreased traffic delays. The single lane blockage is more common than the multiple lane blockages and provides a good medium approach in assessing potential traffic delay impacts.

Table 3.1.1.1 CORSIM Model Scenarios Developed and Evaluated

Model	Traffic Data	Incident/Impact
Baseline	2007	No Incident
Post-construction 1a	2007	No Incident
Post-construction 1b	2007	Incident 5 minutes lane blockage
Post-construction 2a	2007	Incident 15 minutes lane blockage
Post-construction 2b	2008	Incident 15 minutes lane blockage
Post-construction 3a	2007	Incident 30 minutes lane blockage
Post-construction 3b	2008	Incident 30 minutes lane blockage

The measures of effectiveness (i.e. delays, emission, etc.) were extracted and summarized based on an average of five CORSIM runs during both the AM and PM peak periods: minimum, maximum and average for total corridor delay. These total corridor delay outputs were used to determine the total corridor delay differences between a no incident, 5-minute incident lane blockage, 15-minute incident lane blockage, and 30-minute incident lane blockage. Both pre-construction (2007 baseline) and post-construction (2008) traffic data were used in the evaluation.

The 5-minute incident lane blockage was initially developed and evaluated during the baseline development phase and was found to have little impact difference between it and the no incident condition. The 5-minute incident lane closure is included in this report, but was not carried forward for further evaluation based on the slight difference between it and no incident condition. This analysis did set the low-end threshold on when potential traffic impact begins since there was little traffic impact was noticed.

Appendix E contains a technical memo that provides more detailed information on the CORSIM Methodology and Results.

In this study, AM and PM peak periods were analyzed only for the purpose of this study with the 15 and 30 minute incidents. Traffic demand and available capacity are major components of an incident impact on a particular roadway facility. Incidents along major corridors will reduce the available capacity during heavy traffic demand thus accelerating traffic congestion and delay.

Off peak periods were not assessed in this report, since traffic demand is less and reduction in available capacity from a single lane blockage caused by minor incident can normally be managed with limited to no traffic delay. Major traffic incidents (roadway blockage of greater than 30 minutes) were also not evaluated, since they are fewer in numbers. Limited resources were available for the evaluation of the I-64 Traffic Response program strategy in the overall I-64 study, so the study team had to explore an efficient method to evaluate this deployed mobility strategy. This evaluation's focus was made on the conditions during peak periods of the day.

Further future evaluation of off peak conditions and major incidents could result in additional cost savings. The Phoenix's REACT Program (Battele, 2002), a similar arterial service patrol program for major incidents only, was evaluated and found Benefit/Cost (B/C) factors ranging from 6.4 to 1 (for 100 incidents) to 8 to 1 (for 200 or more incidents). Based on the information, it would be reasonable to see additional benefits when including major and off peak incidents in a future evaluation effort.

Within each CORSIM model, a lane closure was replicated to simulate incidents with duration of 15 minutes and of 30 minutes that were placed upstream and downstream from a central major cross street. A total of eight incident scenarios (4 for 15 minutes and 4 for 30 minutes) were developed and evaluated for each corridor. Traffic data input from 2007 (pre-construction) and 2008 (post-construction) were evaluated for the eight incident scenarios. An average overall corridor delay (in hours) was determined for each incident scenario. The average of these runs was used in determining the total delay difference in pre-construction and post-construction conditions.

From these CORSIM outputs, hourly traffic impact cost information was developed for traffic delay, fuel consumption and air quality impacts. These calculations are presented in **Appendix C**. Traffic delay cost is discussed in the following paragraphs with fuel consumption and air quality (emission) impact costs discussed in Section 3.1.2.

As previously mentioned, two control corridors were evaluated to determine an estimated hourly cost for traffic delay associated with incidents. The selected two corridors provide a good approximation of what would be expected across the various arterial corridors served by the I-64 Traffic Response Program. While the corridors vary in actual roadway geometrics, they would have similar traffic congestion levels during peak hour conditions when traffic demand approaches roadway capacity. The average of the two corridors' traffic delay cost per hour was used to prorate the remaining corridors by looking at the various incidents (assists) served during 2008.

In 2008, 16,063 incidents (assists) were performed and information recorded through field records, and a summary is contained in **Appendix D**. The summarized information includes the coverage zone area, response types, fuel used and its associated cost, number of assists with lane blockage, number of minutes in the lane after the operator arrived, and total miles driven. This information proved to be very valuable when correlating estimated traffic delay costs into an hour factor to the total number of responses.

There were 6,428 incidents (assists), or approximately 40% with lane blockage. The other assists were performed with vehicles on a shoulder and after they were moved to adjacent parking area. The average lane blockage after the operator arrives was 15.1 minutes calculated from field records on the total assists in 2008. Table 1.3.1, Response Time from I-64 Traffic Response Users, can be built based upon on a good statistical correlation to determine the estimated assists with lane blockage. Estimated lane closure time equals response time plus the average lane blockage. The assists were group based on the Table 3.1.1.2:

Table 3.1.1.2 Lane Blockage and Estimated Lane Closure Time for 2008 Assists

Response Time	Mail in Survey Information	Percent of Lane Blockage	Assists in 2008	Estimated Lane Closure Time (minutes)
< 5 minutes	253	32.3%	2074	15 to 20
5 to 10 minutes	250	31.9%	2050	20 to 25
10 to 20 minutes	177	22.6%	1451	25 to 35
20 to 30 minutes	61	7.8%	500	35 to 45
30 to 40 minutes	24	3.1%	197	45 to 55
> 40minutes	19	2.4%	156	> 55
Total	784		6428	

Grouping the assists' estimated lane closure time period based on response time and average lane blockage from field records provide the study team with an evaluation method to derive associated costs using the CORSIM models output. By using the derived cost factors from the CORSIM 15 minute and 30 minute outputs, one can calculate estimated total delay in hours. Once the study team derived the hourly cost, increased labor, gas and emission expenditures could be determined.

From a previous national search on information for the labor cost associated with travel delay costs, estimated costs were determined. These delay costs includes labor cost differences for trucks and autos, and also includes vehicle occupancy factors. Truck percentages were determined from MoDOT's annual traffic count information. These cost factors were used to determine cost of traffic delay cost. The associated labor cost (shown in Appendix C) is \$23.82 per hour.

It is very difficult to measure both the pre-deployment and post-deployment conditions with many different variables and provide a reasonable cost savings. This program will not reduce all associated traffic delay nor will it reduce all potential secondary crashes. However, quicker response and clearance of incidents will reduce associated traffic delays and secondary crashes. While developing this evaluation, it was discovered that five minutes make little difference in the overall corridor delay. This fact was used in

determining a reasonable percentage of traffic delay that could be used to estimate a reduction when a service patrol program is utilized. The results are discussed in Section 6 of this report.

3.1.2 Reduction in fuel and emission savings

Reduction in fuel and emission savings were also derived from the CORSIM output files. The estimated fuel and emission savings reflect the difference between pre-construction (2007) and post-construction (2008) conditions. The analysis of potential savings is also shown in Appendix C and was calculated in a similar manner that traffic delay was calculated. The emission reduction cost factors were determined through a national database, and the fuel cost was obtained from the Missouri Department Natural Resources for the 2008 period. The emission impact costs are Hydrocarbon (HC) \$1.14 per pound, Carbon Monoxides (CO) \$2.49 per pound and Sulfur Oxides (NO_x) \$2.39 per pound. The results are discussed in Section 4 of this report.

3.1.3 Reduction in secondary crashes

Reduction in secondary crashes was derived from previous information developed nationally and locally in determining a percentage of secondary crashes being caused as result of another initial incident (crash, stalled vehicle, etc.). In a 2003 study conducted by the University of Missouri (UMC, 2003), an evaluation of a previous Chicago area study (Morris, 1994) was reviewed to assess the study's information and methodology in determining the impact of secondary crashes. Based upon the information collected, they developed secondary crash spatial (distance) and temporal (time) thresholds for the St. Louis area.

This information lead to defining an impacted incident area that was then used to determine a potential percentage of secondary crashes that occurred within these thresholds that could be attributed to another initial identified incident (crash, stalled vehicle, etc.). The secondary crash factor established from the 2003 study was 5 percent. For background information only, Chicago used 15 percent, while the Phoenix study previously mentioned also referenced the Chicago study as a baseline used 10 percent in their evaluation of an arterial service patrol. Five percent is a reasonable conservative factor, since it was based on a previous local study and is below other percentages being used for secondary crash analysis.

Crash data for 2008 from state-only roadways was used to determine potential secondary crashes. Since the I-64 Traffic Response program covers both state and county roadway facilities, use of state-only is a conservative approach in the assessment of secondary crashes. As part of an ongoing and related I-64 study, the county roadway crash information will be assessed along with 2009 crash information when available.

Table 3.1.3.1, Average Comprehensive Cost from the National Safety Council, was used to quantify the costs associated with the reduction in secondary crashes. These values are similar to AASHTO values and differentiate injuries into three different categories. These comprehensive costs include both an economic loss component as well as a measure for the value of lost quality of life that was obtained through empirical studies of

what people actually pay to reduce their safety and health risks. This source breaks down crashes into severity categories and provides an estimate of cost for severity.

Table 3.1.3.1 Average Comprehensive Cost by Crash Injury Severity – 2007

Type of Crash	Cost
Death	\$4,100,000
Incapacitating injury	\$208,500
Non-incapacitating evident injury	\$53,200
Possible injury	\$25,300
No Injury – Property only	\$2,300

The analysis of cost savings from secondary crashes is also shown in **Appendix C, Worksheet D**. There were 7,323 total crashes along state roadways only within I-64 Traffic Response zones in 2008. Table 3.1.3.2 shows the number of crashes by severity for the state routes only. Using the 5% secondary crash would mean that 367 crashes could have been considered as secondary crashes. The results and the discussion on how many potential secondary crashes could be reduced with the TR program will be further discussed in Section 4 of this report.

Table 3.1.3.2 State Route Arterial Crash Data – 2008

Route	Fatal	Injury	PD	Total
30	2	240	699	941
40	1	75	268	344
61	0	158	603	761
67	0	85	260	345
100	0	214	932	1146
115	0	109	276	385
141	4	86	413	503
180	0	183	492	675
340	0	236	762	998
366	0	133	393	526
D	2	144	553	699
Total	9	1663	5651	7323

3.1.4 Reduction Response Staff

Along major arterials, support for incident mitigations requires various response staff (police, fire, highway workers, etc.) to provide needed services. Lane or partial lane closures caused by stalled vehicles, debris in the roadway or crashes can have major impacts on traffic flow along major arterials. The I-64 Traffic Response program provides response to these incidents and can normally clear them without additional staff from other responding agencies. Potential cost savings can vary depending on who responded to these incidents. The cost of response by the I-64 Traffic Response operator in most cases could be done at a lower cost and quicker time since it is their primary duty.

The I-64 Traffic Response field records were reviewed, and this information was used to help assess these potential cost savings. This information is available in **Appendix D** and provides information on all assists performed in 2008. Table 3.1.4.1 provides a summary of the I-64 Traffic Response 2008 field reports based on the type of services rendered.

Table 3.1.4.1 Total Assists by Service Type for 2008

Service	Assist	Service	Assist
Tire	1346	Signal/Lighting	209
Dispense Fluid	992	Signing MoDOT/County	359
Debris Removal	1921	Pavement Deficiencies	92
Spill	34	CMS/DMS	132
Lost Motorist	954	Construction Zone Deficiencies	77
Abandoned Vehicle	2211	Navigation/Aviation Lighting	1
Mechanical	2811	Dead Animals	315
Crash	2327	Flooding	51
Other	2124	Ice/Snow	103
I-70 Express Lane	4	Total Assist	16063

This information was used in developing a method to determine potential response staff savings. As mentioned previously, “who normally responds” to these incidents provide key information to where potential savings can be attributed. Debris removal, for example, would normally require a highway (state or county) agency response.

A flat tire assist might require some response by a roadside service provider (AAA), but most likely would be changed by the driver on site if assistance was not available. Crashes would require police or a multi-organizations (both public and private) response based on the nature or severity of the crash. Table 3.1.4.2 breaks the services down to “who normally respond” to the type of incident.

Table 3.1.4.2 Services by Who Normally Response

Highway	Assist	Multi-Organizations	Assist	Driver	Assist
Debris Removal	1921	Spill	34	Tire	1346
I-70 Express Lane	4	Abandoned Vehicle	2211	Dispense Fluid	992
Signal/Lighting	209	Crash	2327	Lost Motorist	954
Signing	359			Mechanical	2811
Pavement	92				
CMS/DMS	132				
Construction Zone	77				
Special Lighting	1				
Dead Animals	315				
Flooding	51				
Ice/Snow	103				
Total	3264	Totals	4572	Totals	6103

Service “Other” was removed since it can not be defined without knowing additional information related to each assist. Extensive investigation would be required to determine the nature of the 2,124 assist listed as “Other”. The exclusion of these would tend to provide a conservative estimation of cost for reduction response staff.

Cost savings for **highway agency response** is the difference in cost between dispatching a maintenance worker compared to that of an I-64 Traffic Response operator. The maintenance worker could be working or could be off-duty, thus requiring overtime. Response time most likely in either situation would typically be longer than that of an I-64 operator. Safety plays a very important part when looking at these services – quick response to the incident scene and clearance is important to the safety of the traveling public. Two things should be noted though – first, an I-64 operator’s vehicle is normally better equipped to respond; and second, when a maintenance worker leaves an assigned project to respond, it could cause their work site to be under-staffed, potentially having an impact on safety.

Cost savings for **multi-organizational responses** can be attributed to the difference in services provided by an operator that reduces or eliminates response from other organizations. For example, an abandoned vehicle can be initially tagged by an I-64 operator, thus reducing the need for a police officer. The savings is the cost difference between those who did respond and those that would have responded.

Police are often dispatched to provide support in a non-crash incident (i.e. vehicle breakdown) along major arterials, especially in peak periods. Also, some crashes along major arterials for safety reasons require two police officers. One officer will investigate the crash while the second provides traffic control around the crash scene. The issue is safety for those involved in the incident, as well as those traveling through the incident site. Service patrols have been very helpful in reducing police officers performing traffic control.

Similar examples can be made for other incident response. Again safety plays a very important role in multi-organizations responses. The I-64 Traffic Response operator is trained and equipped to provide traffic control. The premise of providing standard traffic control practices provides the traveling public with good information to make better informed decisions while traveling through incident scenes.

Cost savings for **driver responses** are the difference in the driver handling the incident versus the I-64 Traffic Response operator handling it. The operator is equipped with special tools and traffic control devices to handle the incident quicker and safer. The safety benefit extends beyond those involved in the actual incident. The traveling public benefits from a quicker clearance both in traffic delay and safety. These savings are more related to a reduction in congestion and safety that are accounted for in other potential savings.

The analysis of potential savings is shown **Appendix D**. The results are discussed in Section 4 of this report.

4. TR MOBILITY AND SAFETY STRATEGY RESULTS

4.1 Traffic Congestion Benefits

Since the CORSIM models provide information that is directly related to potential savings experienced through traffic delays like labor cost, fuel consumption and emissions, these items were combined as traffic congestion benefits. These associated traffic congestion costs were computed from CORSIM runs for the 2007 baseline year and 2008 construction year and differences determined. Table 4.1.1 shows the differences in appropriate metrics for increase traffic volumes, labor, fuel, and emission with an estimated cost per incident. The “average” combines the two corridors to create an average cost. The incident traffic congestion metrics were determined based on a 15-minute and a 30-minute lane closure. These associated costs per incident could then be used to help assess potential impacts from incident based on length of lane closure time.

Table 4.1.1 Computed Incident Traffic Congestion Metrics (15-minute and 30-minute lane closure)

Route	Time of Day	Closure Duration	Increased Traffic Volume (2007 to 2008)	Total Delay (peak hr)	Fuel (Gallons)	Emissions (lbs)			Cost of Incident (\$/hr)
						HC	CO	NO	
Rte. 100	AM	15 Min	35%	43	92	0.9	41.2	2.7	1430
		30 Min		46					
Rte. D	PM	15 Min	26%	52	117	1.1	52.6	3.4	1751
		30 Min		63					
Rte. D	AM	15 Min	15%	22	23	0.1	3.4	0.3	610
		30 Min		24					
Average	PM	15 Min	20%	80	89	0.4	13.0	1.3	2211
		30 Min		74					
Average	AM	15 Min	25%	33	58	0.5	22.3	1.5	1020
		30 Min		35					
Average	PM	15 Min	23%	66	103	0.8	32.8	2.4	1981
		30 Min		68					

From information gained in surveys distributed, the response times from those receiving services can be determined. There were 784 mail-in surveys (almost 5% of total assists) received. This sample size can statistically estimate the time of response of all assists. Using these percentages for various response times (i.e. less than 5 minutes), the number of assists performed in 2008 can be prorated to determine the estimated number of assist in each Response Time period (see Table 4.1.2).

From the I-64 Traffic Response Field Records, it was determined that the average lane blockage, once an operator arrived, was approximately 15.1 minutes. The range for lane blockage was from 1 minute to 448 minutes in 2008 for all four zones. It was also determined that a lane blockage occurred 40% of the time. Estimated lane closure is equal to response time plus average lane blockage time.

Formulas were developed and used to calculate the amount of potential 15 minute delay impacts and the amount of potential 30 minute delay impacts for AM and PM peak periods. AM and PM peak periods are about 7 hours per day or approximately 21% of the week. The potential savings were determined by these formulas in Appendix B and are shown in Table 4.1.2. This information is shown in worksheet A – Cost of Delay and Emissions in **Appendix D**.

Table 4.1.2 Potential Cost Savings of Traffic Delay and Emission

Response Time	Mail-in Survey Information	Percent	Incidents in 2008	Estimated Lane Closure (in minutes)	Potential Savings
< 5 minutes	253	32.3%	5184	15 to 20	\$2,550,698
5 to 10 minutes	250	31.9%	5122	20 to 25	\$3,190,138
10 to 20 minutes	177	22.6%	3626	25 to 35	\$2,732,756
20 to 30 minutes	61	7.8%	1250	35 to 45	\$806,356
30 to 40 minutes	24	3.1%	492	45 to 55	\$317,255
> 40minutes	19	2.4%	389	> 55	\$251,160
Total	784		16063		\$9,848,363
				AM PM	\$2,068,156

The potential savings related to traffic congestion is \$2,068,156 and includes traffic delay costs such as labor, fuel consumption and emissions. The study team understands that the complete peak period potential savings is not possible, so a more viable assessment was considered. We found that the first 5 minutes of a lane closure had little to no impact on congestion and we also found that a 15-minute lane closure showed impact. We understand that through quicker response and clearance will reduce the impacts to lane closures. Using the mid-point between 5 to 10 minutes equates to 50% response time to incidents and lane closures. A 50% potential savings or \$1,034,078 is a reasonable estimation for reduction in congestion cost.

4.2 Roadway Safety Benefits

In determining the potential savings in reducing the number of secondary crashes that could be attributed to direct results of other incidents, a review of the crash data for 2008 was conducted for state roadways only served by the I-64 Traffic Response program. Additional evaluation of county roadways also serviced by the I-64 Traffic Response program will be completed under the I-64 study in the future, and the study will amend this document to reflect the additional crashes. Table 4.2.1 shows the results of this crash evaluation based on severity. The five (5) percent reduction factor discussed in Section 3 was applied along with National Safety Council Average Comprehensive Cost factors for each severity type to obtain an estimated cost for secondary crashes.

Table 4.2.1 Potential Secondary Crash Savings

2008 Type of Crash	State Route Only Crashes	Potential Secondary Crashes by Type	Cost per Crash Type	Estimated Savings
Fatal	9	0.5	\$4,100,000	\$1,845,000
Serious Injury	112	5.6	208,500	\$1,167,600
Minor Injury	1551	77.6	53,200	\$4,125,660
Property Damage	5661	283.1	9,990	\$2,827,670
Total	7333	366.7		\$9,965,930

In 2008 there were 7,323 total crashes on state roadways only. Using the 5% secondary crash rate, it would mean approximately 366 crashes could be secondary crashes. Crash data in 2007 showed 7,752 crashes and the average for the four prior years was 8,087 crashes. The predicted 366 crash reduction in 2008 is reasonable when compared to previous years with the understanding that traffic demand on these arterial corridor was up significantly.

Again, the study team understands that the complete secondary crash reduction savings is not possible, so a more viable assessment was considered. We found that the first 5 minutes of a lane closure had little to no impact on congestion and we also found that a 15-minute lane closure showed impact. We understand that through quicker response and clearance will reduce the impacts to lane closures including secondary crashes. Using the mid-point between 5 to 10 minutes equates to 50% response time to incidents and lane closures. A 50% reduction in secondary crashes or 166 crashes with potential savings of \$4,980,468 is a reasonable estimation.

Appendix D worksheet provides more detailed information regarding secondary crashes.

4.3 Region Response Staff Benefits

The reduction response staff is the third potential cost savings benefit experienced when I-64 Traffic Response operators respond to incidents along arterial corridors. There are three potential assist responses categories:

- Highway assist where the highway agency would normally respond
- Multi-organizations assist where two or more public/private organizations would respond
- Driver assist where the driver would handle their own response

Knowing the type of responder is a key element in determining the response cost and potential savings that can be achieved similar to the I-64 Traffic Response Program. General note: 2,124 assists were identified as “other” in field records. Since it would be difficult to ascertain the specific nature of the assist, they were omitted. This omission would increase the potential cost savings for this benefit. The following Table 4.3.1 listed the breakdown into these categories:

Table 4.3.1 Assist by Response Category

Highway	Assist #	Multi-Organizations	Assist #	Driver	Assist #
Debris Removal	1921	Spill	34	Tire	1346
I-70 Express Lane	4	Abandoned Vehicle	2211	Dispense Fluid	992
Signal/Lighting	209	Crash	2327	Lost Motorist	954
Signing	359			Mechanical	2811
Pavement	92				
CMS/DMS	132				
Construction Zone	77				
Special Lighting	1				
Dead Animals	315				
Flooding	51				
Ice/Snow	103				
Total	3264		4572		6103

Highway assists were developed into two scenarios – maintenance staff response during normal work hours and maintenance staff response during after hours. Scenario one is normal work hours and scenario two is off-duty hours. I-64 Traffic Response works 103.5 hours per week compared the standard 40 hour week. This fact established the percentage breakdown for the two scenarios. Cost difference and response times were considered for both scenarios and are listed Table 4.3.2 with total potential savings:

Table 4.3.2 Highway Assist Category

Scenario	Percentage	Assist	Time	Hours	Cost Savings
Scenario One	38.6%	1260	1/2 hour	630	\$8,706
Scenario Two	61.4%	2004	1 hour	2004	\$41,545
Total		3264		2634	\$50,251

Multi-organization assists were reviewed by assist type; and determination of cost savings was determined by the cost difference in who responded, thus reducing the need for response by other agencies. Starting salaries for county patrol, city police and I-64 Traffic Response operator was compared and a difference of \$7.53 per hour was determined. Table 4.3.3 shows potential cost savings for reduction cost when I-64 Traffic Response was used to respond to multi-organizations assist.

Table 4.3.3 Multi-organization Assist Category

Service	Assist	Time Factor	Reduction (hrs)	Salary Difference	Cost Savings
Abandoned Vehicles	2211	15 minutes	553	\$7.53	\$4,162
Crash	2327	45 minutes	419	\$7.53	\$3,154
Spill	34	30 minutes	17	\$24.14	\$410
Total	4572		989		\$7,727

Driver assists benefits would be included in cost savings from traffic congestion and reduction in secondary crashes. The driver would probably perform their own assist and the only potential cost savings provided through the I-64 Traffic Response program would be quicker clearance. No additional cost savings were calculated for this assist.

The total cost savings was calculated at \$57,997. Appendix D and Appendix E provides more detailed information on the assessment of response staff cost savings.

4.4 Benefit/Cost Ratio Assessment

It is very challenging to measure both the pre-deployment and post-deployment conditions due to the number of different variables that exist. However, a reasonable cost savings can be determined based on information readily available as discussed above. This type of program does not reduce all traffic delay and congestion associated with incidents nor does it reduce all potential secondary crashes. However, there is no denying that quicker response and clearance does have a positive impact.

Based on this understanding, an approach is used that utilizes information known from the 2008 survey and information gained in this study. Five minute lane closure scenarios show that there is very little traffic impact. Traffic impact from a lane closure begins between 5 and 15 minutes and continues to grow. The survey reports that 32.3% of motorists received I-64 Traffic Response services in less than 5 minutes and 64.2% received assistance with 10 minutes.

Traffic delay impacts are noticed when lane blockage is greater than 5 minutes. The potential for secondary crashes and traffic congestion starts after the first 5 minutes. From response time, the median between 5 and 10 minute response time is around 50%. Understanding that a quicker safer clearance of incidents will have the largest impact this interim study used a 50% reduction factor. Table 4.4.1 below uses a 50% reduction factor to better reflect the potential savings from traffic delay and congestion and secondary crashes. One hundred percentage is used for response staff savings, since it a truly measurement of actual savings based on service provided.

Table 4.4.1 Calculated Benefit/Cost Assessments - I-64 Traffic Response Program

Total Savings	50%
Traffic Delay and Congestion Savings	\$1,034,078
Secondary Crash Savings	\$4,980,468
Response Staff Savings	\$57,977
Total Savings	\$6,072,523
Benefit/Cost	8.347
Program Cost 2008	
Equipment Cost	\$23,520
Annual Cost - Labor, gas, etc.	\$703,980
	\$727,500

5. CONCLUSION

The I-64 Traffic Response program as mobility strategy for the I-64 construction project can be considered a successful component of the region's mobility plan. Traffic movement along adjacent arterial corridors has seen peak period traffic demand increased up to 50% with only minor impacts. The I-64 Traffic Response program has played a part in making this happen. Conservative estimates in the four assessment areas – traffic delay costs, emission impact costs, secondary crash costs, and response staff savings shows a benefit/cost of 8.3.

Traffic delay costs were developed by traffic modeling based on change in traffic flows between the pre-construction 2007 year and construction 2008 year. One lane closures were modeled and several model runs were made to get a better understanding of total corridor delay. The output from these models helped in the assessment of additional costs associated with lost production (labor cost) and fuel cost.

These same traffic model runs provided the emission impacts costs for the region based on increased emissions. A very conservative \$1,034,078 savings was determined for traffic delay and congestion savings that only used a 50% reduction of potential peak period hours when impacts to roadway closures are the highest.

Impacts from secondary crashes that result from another incident were assessed on state-only roadways, and this report will be updated in the future to reflect county roadways. The \$4,980,468 potential savings were based on the estimation that 5% of all crashes are secondary crashes. With 7,323 total crashes in 2008, the predicted 366 secondary crashes based on the 5% factor and reduced to 183 secondary crashes (50% reduction) to present a more realistic and reasonable reduction in secondary crashes. Comparing to the four previous (2004 through 2007) years, there was a reduction in 2008 of 754 crashes that could further validate the reduction in secondary crashes.

The final area was the reduction or savings experience in having the I-64 Traffic Response available to respond in a timely manner, thus reducing the need for others to respond. This savings was \$57,977. This permits police, highway department employees, and others to continue their other normal duties without being called to respond for traffic incidents.

Based on these findings, one conclusion is that the utilization of a service patrol to manage incidents along adjacent arterial corridors of a major construction has merit and serves the traveling public well.

APPENDIX A. ANNUAL PRIMARY AND SECONDARY CRASHES IN ST. LOUIS

The following figures show the annual primary (vertical scale on the right) and secondary (vertical scale on the left) crashes. The figures from each arterial look very different by visual inspection, but the correlation of the primary to the secondary crash is visually obvious. No analysis was conducted to explain the differing curves from each arterial. **This crash information was developed in the interim report. It will be updated and used in the final report to confirm the initial secondary crash reduction factor of 5%.**

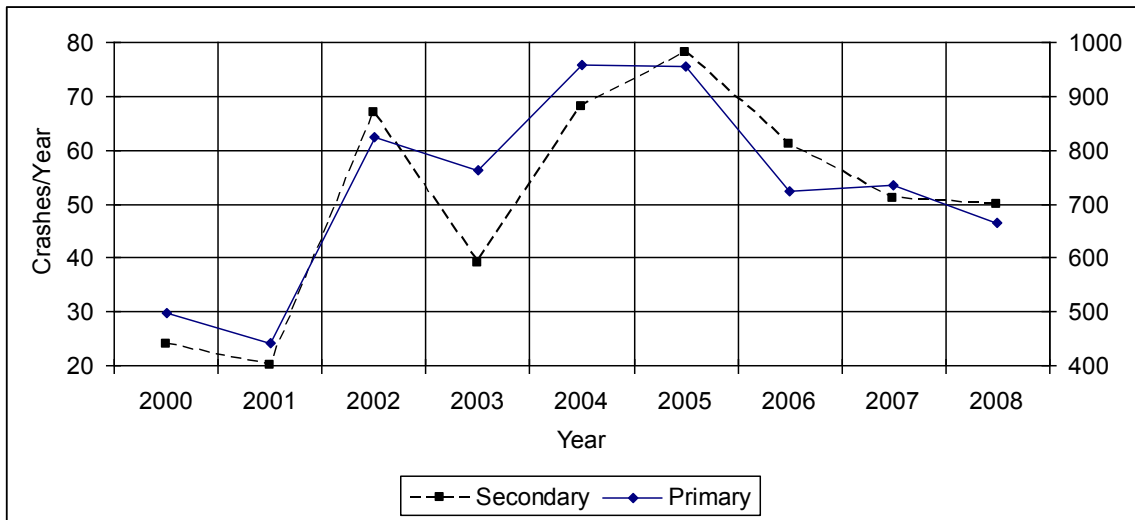


Figure A1. MO-30

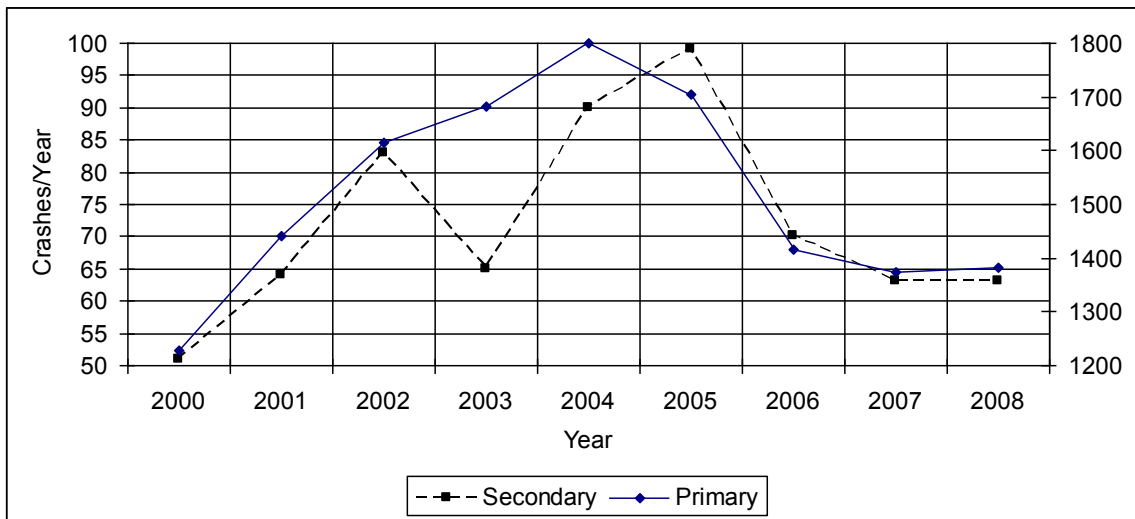


Figure A2. MO-100

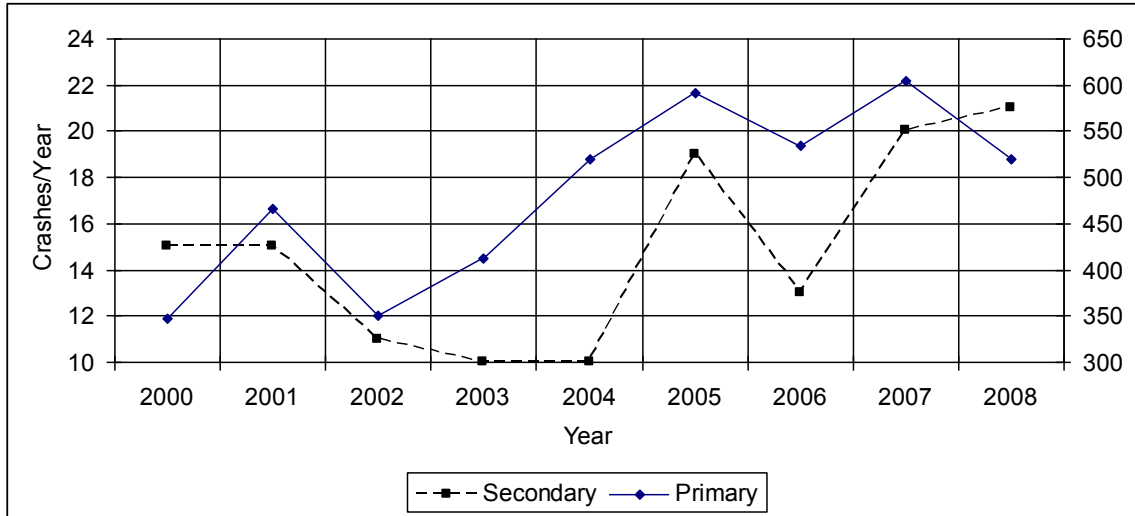


Figure A3. MO-141

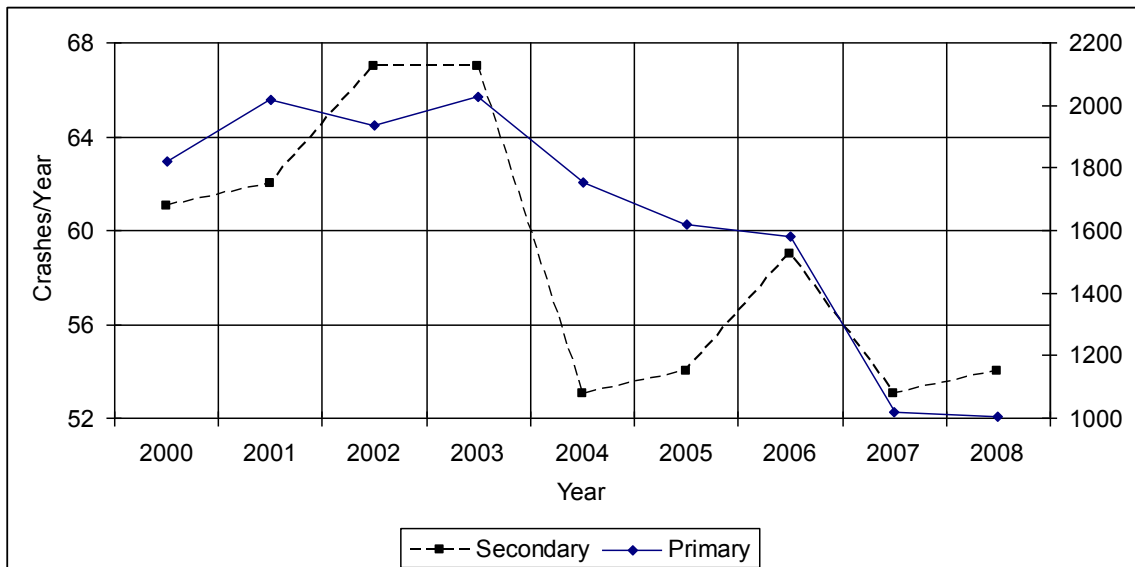


Figure A4. US-67

APPENDIX B. SECONDARY CRASHES BY SEVERITY IN ST. LOUIS

The following tables present the annual secondary crash statistics for study arterials. Incident-caused secondary crashes are ones caused by non-crash incidents such as parked motor vehicles, animals, and other non-fixed objects. (E.g. objects from vehicles, fallen tree). The sum of the fatal, disabling injury, minor injury, and PDO columns should equal the number of non-redundant secondary crashes. **This crash information was developed in the interim report. It will be updated and used in the final report to confirm the initial secondary crash reduction factor of 5%.**

Table B1. MO-30

Year	Incident Caused Secondary Crashes	Fatal	Disabling Injury	Minor Injury	PDO	Non redundant Secondary Crashes
2000	22	0	0	6	18	24
2001	17	0	1	2	17	20
2002	59	0	11	15	41	67
2003	33	1	2	7	29	39
2004	57	3	1	16	48	68
2005	66	1	3	15	59	78
2006	52	1	8	12	40	61
2007	48	0	3	16	32	51
2008	43	0	2	15	33	50
Totals	397	6	31	104	317	458
Average	44.11	0.67	3.44	11.56	35.22	50.89
Std. Dev.	16.93	1.00	3.64	5.22	13.54	20.03

Table B2. MO-100

Year	Incident Caused Secondary Crashes	Fatal	Disabling Injury	Minor Injury	PDO	Non redundant Secondary Crashes
2000	42	0	1	8	42	51
2001	43	0	1	12	51	64
2002	56	1	7	18	57	83
2003	37	0	3	13	49	65
2004	59	0	5	25	60	90
2005	62	0	6	20	73	99
2006	47	0	2	15	53	70
2007	54	0	5	15	43	63
2008	44	0	3	16	44	63
Totals	444	1	33	142	472	648
Average	49.33	0.11	3.67	15.78	52.44	72.00
Std. Dev.	8.66	0.33	2.18	4.89	9.90	15.39

Table B3. MO-141

Year	Incident Caused Secondary Crashes	Fatal	Disabling Injury	Minor Injury	PDO	Non redundant Secondary Crashes
2000	11	0	1	4	10	15
2001	11	0	0	4	11	15
2002	6	0	1	1	9	11
2003	7	0	1	1	8	10
2004	8	0	0	0	10	10
2005	11	1	1	1	16	19
2006	11	1	0	1	11	13
2007	16	0	2	3	15	20
2008	15	0	0	3	18	21
Totals	96	2	6	18	108	134
Average	10.67	0.22	0.67	2.00	12.00	14.89
Std. Dev.	3.35	0.44	0.71	1.50	3.46	4.28

Table B4. US-67

Year	Incident Caused Secondary Crashes	Fatal	Disabling Injury	Minor Injury	PDO	Non redundant Secondary Crashes
2000	35	0	5	18	38	61
2001	33	0	3	13	46	62
2002	36	2	2	13	50	67
2003	37	0	2	16	49	67
2004	36	0	2	9	42	53
2005	38	0	8	16	30	54
2006	41	1	7	15	36	59
2007	44	0	2	17	34	53
2008	38	2	0	15	37	54
Totals	338	5	31	132	362	530
Average	37.56	0.56	3.44	14.67	40.22	58.89
Std. Dev.	3.28	0.88	2.65	2.69	6.94	5.73

APPENDIX C. TRP BENEFIT COST TOOL APPENDIX

Attached as a separate electronic document

APPENDIX D. TRAFFIC RESPONSE APPENDIX D

Attached as a separate electronic document

APPENDIX E. MEMO: CORSIM METHODOLOGY

Attached as a separate electronic document

REFERENCES

- AASHTO (2003) *User Benefit Analysis for Highways (The Redbook)*. American Association of State Highway and Transportation Officials. Washington, D.C.
- Battelle (2002) *Regional Emergency Action Coordination Team (REACT) Evaluation*. Final Report. Prepared for Maricopa County Department of Transportation. Battelle Memorial Institute. Phoenix, Arizona.
- FHWA (2000) *Traffic Incident Management Handbook*. Federal Highway Administration. Prepared by PB Farradyne. November.
- Morris, M. and Lee, W.,(1994). "Survey of Efforts to Evaluate Freeway Service Patrols". Transportation Research Record, 1446, 77-85.
- UMC (2003) Evaluation of the Motorist Assist Component of Gateway Guide in St. Louis, Missouri. Statewide Evaluation of Intelligent Transportation Systems in Missouri. Interim Report. Department of Civil and Environmental Engineering. Columbia, Missouri.

Appendix C

Benefit/Cost Assessment Tool

Traffic Delay and Congestion Savings

Potential Cost Savings \$2,068,156 See Worksheet A

Secondary Crash Savings

Potential Cost Savings \$9,960,935 See Worksheet D

Response Staff Savings

Potential Cost Savings \$57,977 See Worksheet E

It is very difficult to measure both the pre-deployment and post-deployment conditions with many different variables and provide a reasonable cost savings. This program does not reduce all associated traffic delay and congestion nor does it reduce all potential secondary crashes. We do know that quicker response and clearance does have an impact. With 64.2% reporting that they received services within 10 minutes, we know that quick response with good traffic control will help improve safety while providing good guidance around the incident thus improve traffic flow. We further know that the first 5 minutes had little impact on traffic conditions. Based on these facts, the study team would estimate savings to be around 50% in the reduction of traffic delay and secondary crashes. The response staff savings would be 100%.

Total Savings 50%

Traffic Delay and Congestion Savings	\$1,034,078	Only considering 50% of weekday peak traffic impact
Secondary Crash Savings	\$4,980,467	Only considering 50% of potential secondary crashes
Response Staff Savings	\$57,977	Considering 100% of savings
Total Savings	\$6,072,523	
Benefit/Cost	8.347	

Program Cost 2008

Equipment Cost	\$23,520	Equipment initial cost \$123,000 - 5 years with \$25,000 salvage value and 3% annual interest
Annual Cost - Labor, gas, etc.	\$703,980	
	\$727,500	

		Post-Construction (2008) Increase Change From Pre-construction (2007)							
		Closure Duration	Increased Traffic Volume	Total Delay (hr)	Fuel (Gallons)	Emissions (lbs)			Cost of the Incident (\$/hr)
						HC	CO	NO	
Rte. 100	AM	15 Min 30 Min	35%	43 46	92 102	0.9 1.0	41.2 45.8	2.7 3.0	1430 1538
	PM	15 Min 30 Min	26%	52 63	117 148	1.1 1.4	52.6 66.3	3.4 4.3	1751 2135
Rte. D	AM	15 Min 30 Min	15%	22 24	23 29	0.1 0.1	3.4 4.3	0.3 0.4	610 667
	PM	15 Min 30 Min	20%	80 74	89 100	0.4 0.5	13.0 14.7	1.3 1.5	2211 2108
Average	AM	15 Min 30 Min	25%	33 35	58 66	0.5 0.5	22.3 25.0	1.5 1.7	1020 1103
	PM	15 Min 30 Min	23%	66 68	103 124	0.8 0.9	32.8 40.5	2.4 2.9	1981 2122

Methodology

Data captured from the 784 mail-in surveys to determine time of response (almost 5% of all incidents)

Prorated the number of incidents in 2008 to time of responses

I-64 Traffic Response Field Records - Average Lane Block 15.1 minutes (after operator arrivals) - range was from 1 minute to 448 minutes

I-64 Traffic Response Field Records - Lane Blockage occurred on 6428 (or 40%) of the assists

Estimated Lane Closure is Response Time plus Average Lane Blockage

Formula calculates the amount of potential 15 minute delay impact and amount 30 minute delay impact

Straight line calculation is used in when calculating the impact between 15 and 30 minutes factors

AM and PM Peak periods is about 7 hours per weekday or approximately 21% of the week

Response Time	Mail-in Survey Information	Percent	Accumulative Percent	Assists in 2008	Estimated Lane Closure	Potential Savings
< 5 minutes	253	32.3%	32.3%	2074	15 to 20	\$2,550,697
5 to 10 minutes	250	31.9%	64.2%	2050	20 to 25	\$3,190,138
10 to 20 minutes	177	22.6%	86.7%	1451	25 to 35	\$2,732,756
20 to 30 minutes	61	7.8%	94.5%	500	35 to 45	\$806,356
30 to 40 minutes	24	3.1%	97.6%	197	45 to 55	\$317,255
> 40minutes	19	2.4%	100.0%	156	> 55	\$251,160
Total	784			6428		\$9,848,363
					AM PM	\$2,068,156

2008 Costs	Units	
Delay	\$/hr	23.82
Fuel	\$/gallon	3.10
HC	\$/lb	1.14
CO	\$/lb	2.49
NO	\$/lb	2.39

Formula

Estimated Lane Closure (minutes)

Formula

15 to 20

20 to 25

25 to 35

35 to 45

45 to 55

> 55

of 2008 Assists * (Average(AM Average 15 min Cost, PM Average 15 min Cost) + # of 2008 Incidents * (Prorated * (Average (PM Average 30 min Cost, PM Average 30 min Cost)

of 2008 Assists * (Average(AM Average 15 min Cost, PM Average 15 min Cost) + # of 2008 Incidents * (Prorated * (Average (PM Average 30 min Cost, PM Average 30 min Cost)

of 2008 Assists * (Average(AM Average 15 min Cost, PM Average 15 min Cost) + # of 2008 Incidents * (Prorated * (Average (PM Average 30 min Cost, PM Average 30 min Cost)

of 2008 Incidents x 100% x Average(AM Average 30 min Cost, PM Average 30 min Cost)

of 2008 Incidents x 100% x Average(AM Average 30 min Cost, PM Average 30 min Cost)

of 2008 Incidents x 100% x Average(AM Average 30 min Cost, PM Average 30 min Cost)

Prorated is determined by the straight line method between 15-minute and 30-minute factors

Rte. 100 AM	Average Increase In Emissions			Increased Fuel Consumption	Total Delay (hr)
	HC	CO	NO		
15 Min	1	41	3	92	43
30 Min	1	46	3	102	46

Rte. 100 PM	Average Increase In Emissions			Increased Fuel Consumption	Total Delay (hr)
	HC	CO	NO		
15 Min	1	53	3	117	52
30 Min	1	66	4	148	63

Yearly Savings			
Assuming 250 Weekdays and Two Hour Peak Period			
HC	CO	NO	Fuel
427	20582	1349	45851
475	22909	1501	51034

Yearly Savings			
Assuming 250 Weekdays and Two Hour Peak Period			
HC	CO	NO	Fuel
545	26288	1723	58562
688	33149	2172	73845

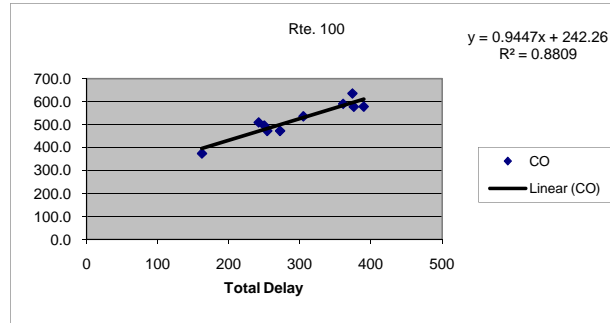
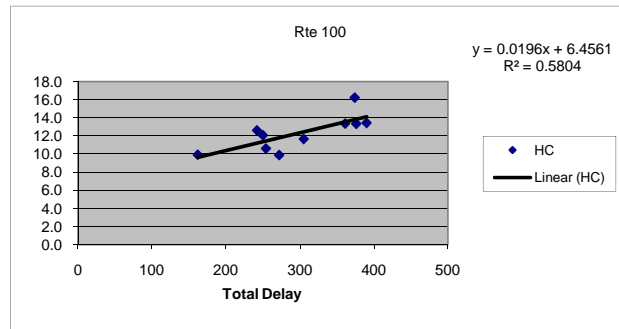
Page AM	Average Increase In Emissions			Increased Fuel Consumption	Total Delay (hr)
	HC	CO	NO		
15 Min	0	3	0	23	22
30 Min	0	4	0	29	24

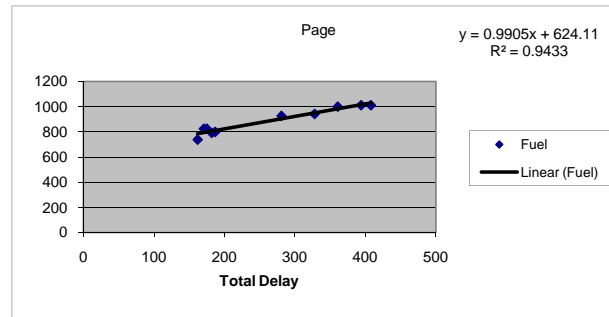
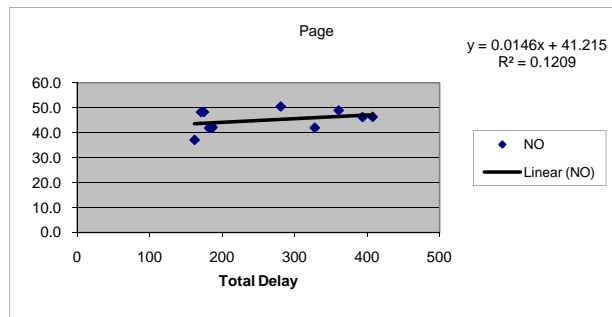
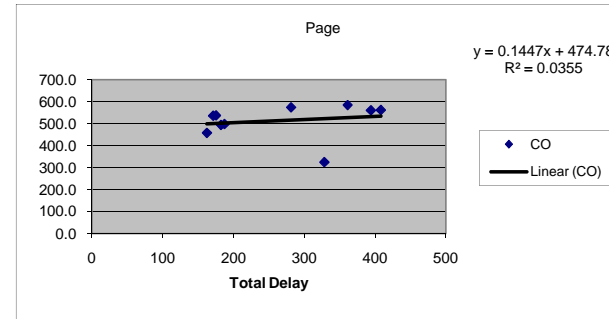
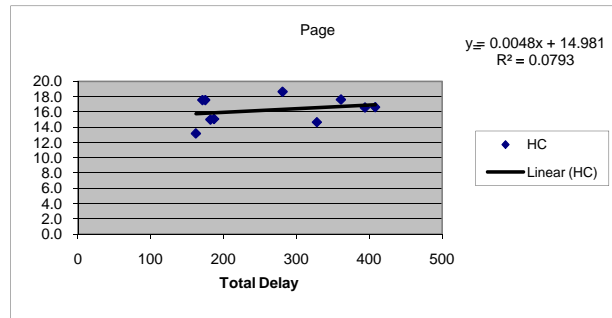
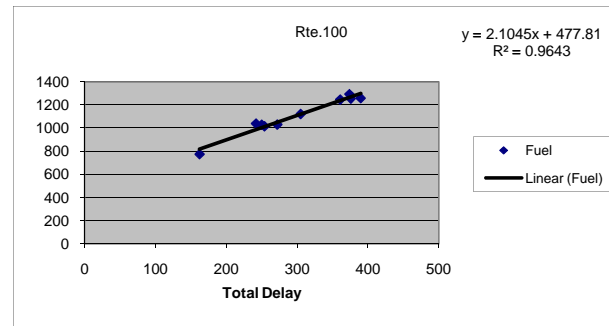
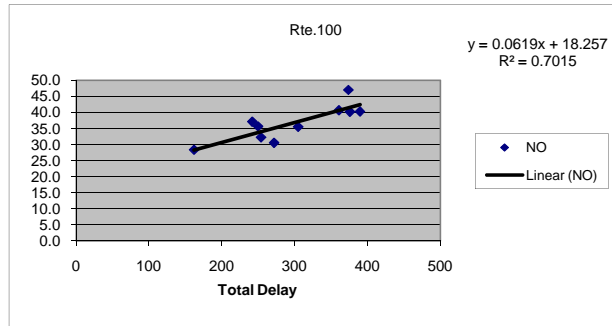
Page PM	Average Increase In Emissions			Increased Fuel Consumption	Total Delay (hr)
	HC	CO	NO		
15 Min	0	13	1	89	80
30 Min	0	15	1	100	74

Yearly Savings			
Assuming 250 Weekdays and Two Hour Peak Period			
HC	CO	NO	Fuel
57	1715	173	11737
71	2126	215	14554

Yearly Savings			
Assuming 250 Weekdays and Two Hour Peak Period			
HC	CO	NO	Fuel
215	6479	654	44351
243	7334	740	50202

No.	Route	Time Period	Closure			Run #	Total Delay	Fuel Consumption (Gallons)			Fuel Consumption (MPG)			HC			CO			NO		
			Dir	Loc	Dur			V01	V02	V05	V01	V02	V05	Average Emissions			Average Emissions (g/mile)			Average Emissions (g/mile)		
														V01	V02	V05	V01	V02	V05	V01	V02	V05
1	100	AM				4	162	401	95	279	23.08	3.43	14.35	0.12	9.05	0.11	9.62	146.6	8.24	0.42	21.26	0.51
2	100	AM	EB	clc01	15	1	242	600	115	324	22.65	3.36	14.14	0.12	9.27	0.11	9.88	150.53	8.43	0.44	21.79	0.53
3	100	AM	EB	clc02	30	2	272	626	74	331	22.19	3.44	13.89	0.12	8.89	0.12	10	142.12	8.55	0.44	20.61	0.54
4	100	AM	WB	clc01	15	3	254	605	86	324	22.45	3.34	14.2	0.12	9.31	0.11	9.91	151	7.94	0.44	21.87	0.51
5	100	AM	WB	clc02	30	4	250	603	108	318	22.48	3.35	14.04	0.12	9.27	0.11	9.85	150.2	8.29	0.44	21.77	0.52
6	100	PM				2	305	676	92	354	21.47	3.37	13.42	0.13	9.12	0.12	10.66	146.03	9.07	0.47	21.21	0.57
7	100	PM	EB	clc01	15	5	376	730	110	414	20.94	3.23	13.21	0.13	9.57	0.12	10.44	154.28	8.73	0.47	22.32	0.57
8	100	PM	EB	clc02	30	5	390	733	112	413	20.79	3.28	13.13	0.13	9.4	0.12	10.46	150.83	8.76	0.47	21.82	0.57
9	100	PM	WB	clc01	15	4	374	754	150	389	21.05	3.2	13.31	0.13	9.72	0.12	10.58	157.55	8.66	0.47	22.84	0.56
10	100	PM	WB	clc02	30	3	361	753	108	385	21.14	3.21	13.46	0.13	9.7	0.12	10.61	157.27	8.56	0.48	22.79	0.56
11	Page	AM				3	162	401	131	206	20.6	3.12	12.88	0.17	10.21	0.15	13.18	169.6	11.18	0.59	24.7	0.68
12	Page	AM	EB	clc01	15	2	182	413	157	221	20.66	3.15	12.9	0.16	10.13	0.15	12.79	168.69	11.09	0.58	24.45	0.67
13	Page	AM	EB	clc02	30	1	175	410	193	222	20.8	3.14	12.96	0.16	10.18	0.15	12.71	170	11.29	0.58	24.7	0.68
14	Page	AM	WB	clc01	15	1	171	408	193	223	20.89	3.13	13	0.16	10.2	0.15	12.66	170	11.2	0.58	24.71	0.68
15	Page	AM	WB	clc02	30	2	187	417	158	224	20.49	3.14	12.82	0.16	10.16	0.15	12.85	169.17	11.25	0.58	24.56	0.68
16	Page	PM				1	281	470	203	253	18.39	2.98	11.99	0.18	10.61	0.16	13.77	174.84	11.77	0.63	25.22	0.72
17	Page	PM	EB	clc01	15	5	394	539	168	304	17.3	2.86	11.24	0.18	11.01	0.16	13.69	180	11.77	0.64	25.85	0.75
18	Page	PM	EB	clc02	30	5	408	541	169	301	17.1	2.83	11.15	0.18	11.16	0.16	13.74	184	11.86	0.64	26.29	0.74
19	Page	PM	WB	clc01	15	3	328	538	139	264	18.09	2.9	11.59	0.18	10.93	0.16	3.94	180.56	11.82	0.64	26.05	0.74
20	Page	PM	WB	clc02	30	4	361	539	183	277	17.52	2.84	11.35	0.18	11.13	0.16	14.01	183.48	12	0.65	26.34	0.75





A five year average was used since 2008 crash data was not available at development of this document. We will update it when we do the annual report based 2008 actually crash data. Initially, the same corridors of Route 100 and Route D were evaluated to help assessment number crashes, but these corridors seem high. The 2007 non-freeway St. Louis County crash data was used as a baseline. One third was used as a coverage factor to determine an estimated number of crashes that occurred in the I-64 TR coverage area. Secondary Crash Factor is 5%

Route 100	5-Year Average Annual	Crash per mile
Fatal	0	0
Serious Injury	4	0.8
Minor Injury	68	13.6
Property Damage	304	60.8
Total	376	75.2

Route D	5-Year Average Annual	Crash per mile
Fatal	0.8	0.3
Serious Injury	6	2.0
Minor Injury	61	20.3
Property Damage	287	95.7
Total	354.8	118.3

Type of Crash	St. Louis County 2007	St. Louis County % by Type	Potential Crashes	Potential Secondary Crashes by Type	Cost per Crash Type	Estimated Savings
Fatal	17	0.2%	6	0.3	\$4,100,000	\$1,161,667
Serious Injury	168	1.7%	56	2.8	208,500	\$583,800
Minor Injury	2228	22.6%	743	37.1	53,200	\$1,975,493
Property Damage	7593	75.5%	2531	126.6	9,990	\$1,264,235
Total	10006		3335			\$4,985,195

Formula - (St. Louis County 2007/3)*(Secondary Crash factor- 0.05)*(Cost per Crash Type)

2008 Type of Crash	State Route Only Crashes	Potential Secondary Crashes by Type	Cost per Crash Type	Estimated Savings
Fatal	9	0.5	\$4,100,000	\$1,845,000
Serious Injury	112	5.6	208,500	\$1,167,600
Minor Injury	1551	77.6	53,200	\$4,125,660
Property Damage	5651	282.6	9,990	\$2,822,675

Average Comprehensive Cost by Crash Injury Severity - 2007

Type of Crash	Cost
Death	\$4,100,000
Incapacitating injury	\$208,500
Non-incapacitating evident injury	\$53,200
Possible injury	\$25,300
No Injury – Property only	\$2,300

2007 Crash Information

Type of Crash	2007 St. Louis County
Fatal	17
Serious Injury	168
Minor Injury	2228
Property Damage	7593

Highway	Assist #	Multi-Organizations	Assist #	Driver	Assist #
Debris Removal	1921	Spill	34	Tire	1346
I-70 Express Lane	4	Abandoned Vehicle	2211	Dispense Fluid	992
Signal/Lighting	209	Crash	2327	Lost Motorist	954
Signing	359			Mechanical	2811
Pavement	92				
CMS/DMS	132				
Construction Zone	77				
Special Lighting	1				
Dead Animals	315				
Flooding	51				
Ice/Snow	103				
Total	3264		4572		6103

Methodology

Highway Assist are be handle by MoDOT staff - the potential cost difference is response time and off hours response (over-time) to incidents

Multi-organizations Assist can reduce some response staff from other agencies - potential cost savings

> abandoned vehicles - operators can initially tag vehicles reducing police assist

> crash operators provides traffic control during heavy traffic flow conditions reducing a second police officer at crash scene

Driver assist can be handled by operators with proper equipment and will have a large impact on traffic flow and safety

Highway Assist - Two Scenarios

Scenario One - normal work hours maintenance staff would pulled from normal activities to response - 1/2 hour estimate could include waiting to finish-up a project, return to building for equipment, etc.

Scenario Two - off work hours maintenance staff would be called out on over-time to response - 1 hour estimate could include travel to building for equipment, etc.

40 hour normal work week - I-64 TR is 103.5 hours per work week - 38.6% normal work hours and 61.4% cover beyond normal work week)

Scenario	Percentage	Assist	Time	Hours	Cost Savings
Scenario One	38.6%	1260	1/2 hour	630	\$8,706
Scenario Two	61.4%	2004	1 hour	2004	\$41,545
Total				2634	\$50,251

Multi-organization Assist

Abandoned Vehicles can be initially handled by I-64 TR Operators reducing police officers' need to place notification for removal - 15 minute savings

Crash can be supported by operators reducing police officers for traffic control - average crash impact is 30 minutes with 24% (fatal or injury crashes) needing two officers

Spill (smaller) can be handled by operators without further response by other agencies - 30 minutes - 50% are minor spills

All three assist have major safety and traffic flow benefits not captured

Service	Assist	Time Factor	Reduction (hrs)	Salary Difference	Cost Savings
Abandoned Vehicles	2211	15 minutes	553	\$7.53	\$4,162
Crash	2327	45 minutes	419	\$7.53	\$3,154
Spill	34	30 minutes	17	\$24.14	\$410
Total					\$7,727

Driver Assist

These assists would normally be done by the driver if the I-64 TR program was not available. The savings are more related to reduction in congestion reduce clearance times or safety for the driver involved and those motorists approaching the incident. Based on this fact, no additional savings were developed.

Total Savings \$57,977

Associated Cost	Value	Year	Sources
Delay Time - Trucks (\$/Hour)	\$43.88	2008	HDR research of various sources - using median range
Delay Time - Auto (\$/Hour)	\$22.36	2008	HDR research of various sources - using median range
Truck	6.8%	2007	MoDOT Traffic Count Maps
Combine Delay Time (\$/Hour)	\$23.82		
Fuel (Cost/ Gallon)	\$3.10	2008	http://www.dnr.mo.gov/energy/transportation/fb.htm
Cost of Emissions			
HC (\$/ton)	\$1,774	1995	http://idas.camsys.com/userManual/App_b.pdf
CO (\$/ton)	\$3,889	1995	http://idas.camsys.com/userManual/App_b.pdf
NO (\$/ton)	\$3,731	1995	http://idas.camsys.com/userManual/App_b.pdf
HC (\$/ton)	\$2,506	2008	Inflation Adjustment to 2008
CO (\$/ton)	\$5,494	2008	Inflation Adjustment to 2008
NO (\$/ton)	\$5,271	2008	Inflation Adjustment to 2008
HC (\$/lb)	\$1.14	2008	Inflation Adjustment to 2008
CO (\$/lb)	\$2.49	2008	Inflation Adjustment to 2008
NO (\$/lb)	\$2.39	2008	Inflation Adjustment to 2008
Pounds 2204	Ton 1		Metric Ton Conversion ~ 2204 pounds per ton
Adjusting Inflation			http://data.bls.gov/cgi-bin/cpicalc.pl
1995 Dollars	100		
2008 Dollars	141.27		
2005 Dollars	100		
2008 Dollars	110.24		

RECOMMENDED VALUES BASED ON HDR's LIT REVIEW				
Variable	Low	Median	Upper	Comments
Value of travel time, \$/h				
Truck, freight	\$21.62	\$43.88	\$77.10	Upper is based on TTI, also looked at HERS, STEAM, etc
Truck, non-freight	\$19.47	\$25.14	\$36.58	Not many alternative values available
Auto, business related	\$19.47	\$25.33	\$36.58	Reflects vehicle occupancy factor
Auto, private	\$12.29	\$19.38	\$27.04	Reflects vehicle occupancy factor
50% business & 50% private		\$22.36		

Table 5 - Average Comprehensive Cost by Crash Injury Severity - 2007

Type of Crash	Cost
Death	\$4,100,000
Incapacitating injury	\$208,500
Non-incapacitating evident injury	\$53,200
Possible injury	\$25,300
No Injury -- Property only	\$2,300

Source: National Safety Council

Salary Information

Staff	Average Annual Salary	Source
City Police	\$47,450	City of St. Louis Police Department
County Police	\$52,966	County Police
Average Annual	\$50,208	
Average Hourly	\$24.14	2080 hours per year
I-64 TR Operator	\$34,545	MoDOT
Difference	\$15,663	Average - Motorist assist
Hourly Cost Difference	\$7.53	2080 hours per year
Assume fringe benefits are approximately equal		
MoDOT Maintenance	\$28,740	MoDOT
MoDOT Maintenance	\$13.82	2080 hours per year
I-64 TR Operator	\$16.61	2080 hours per year

Monthly Salary
2271 Maintenance worker.
2395 Intermediate
2520 Senior
2395 Average

Rte. 100 AM	Average Increase In Emissions			Increased Fuel Consumption	Total Delay (hr)
	HC	CO	NO		
15 Min	1	41	3	92	43
30 Min	1	46	3	102	46

Rte. 100 PM	Average Increase In Emissions			Increased Fuel Consumption	Total Delay (hr)
	HC	CO	NO		
15 Min	1	53	3	117	52
30 Min	1	66	4	148	63

Yearly Savings			
Assuming 250 Weekdays and Two Hour Peak Period			
HC	CO	NO	Fuel
427	20582	1349	45851
475	22909	1501	51034

Yearly Savings			
Assuming 250 Weekdays and Two Hour Peak Period			
HC	CO	NO	Fuel
545	26288	1723	58562
688	33149	2172	73845

Page AM	Average Increase In Emissions			Increased Fuel Consumption	Total Delay (hr)
	HC	CO	NO		
15 Min	0	3	0	23	22
30 Min	0	4	0	29	24

Page PM	Average Increase In Emissions			Increased Fuel Consumption	Total Delay (hr)
	HC	CO	NO		
15 Min	0	13	1	89	80
30 Min	0	15	1	100	74

Yearly Savings			
Assuming 250 Weekdays and Two Hour Peak Period			
HC	CO	NO	Fuel
57	1715	173	11737
71	2126	215	14554

Yearly Savings			
Assuming 250 Weekdays and Two Hour Peak Period			
HC	CO	NO	Fuel
215	6479	654	44351
243	7334	740	50202

Appendix D
I-64 Traffic Response Program
2008 Summary of Assists

I-64 Traffic Response Assist Codes

Assist Codes (AC)

- 1. Tire**
- 2. Dispense Fluid**
- 3. Debris Removal**
- 4. Spill**
- 5. Lost Motorist**
- 6. Abandoned Vehicle**
- 7. Mechanical**
- 8. Accident**
- 9. (Not Used)**
- 10. Other**
- 11. I-70 Express Lane**
- 12. Signals Lighting**
- 13. Signing MoDOT/County**
- 14. Pavement Deficiencies**
- 15. CMS/DMS**
- 16. Construction Zone Deficiencies**
- 17. Navigation/Aviation Lighting Check**
- 18. Dead Animals**
- 19. Flooding**
- 20. Ice/Snow**

I-64 MOTORIST ASSIST DATA FOR 2007-2008-2009

DATE	AM/PM	ZONE	AC 1	AC 2	AC 3	AC 4	AC 5	AC 6	AC 7	AC 8	AC 9	AC 10	AC 11	AC 12	AC 13	AC 14	AC 15	AC 16	AC 17	AC 18	AC 19	AC 20	TOTAL	Fuel Gallons	Operator Total Lane	Operator Lane MINUTE S	Fuel Price	Operator Total MILES	Average Operator Lane Minutes
11/1/2007	AM	0			4					1		1											6	7.2	5	21	\$ 21.00	101	
11/2/2007	AM	0		1	1			1															3		3	9		87	
11/5/2007	AM	0	1		2		1	1									1						6	14.5	2	4	\$ 41.50	49	
11/7/2007	AM	0			1		1													1			3		2	5		99	
11/8/2007	AM	0								2		1											3	19.5	3	416	\$ 55.00	119	
11/9/2007	AM	0					1																1					53	
11/12/2007	AM	0			3					2													5		5	27		124	
11/13/2007	AM	0		1						1													2	19.1	2	10	\$ 54.00	70	
11/14/2007	AM	0								1		1											2		1	60		49	
11/15/2007	AM	0	1		1		1			1													4		3	63		70	
11/16/2007	AM	0						1		1		1											2		1	16		19	
11/21/2007	AM	0	2				1			1													4	15.7	1	41	\$ 45.00	100	
11/23/2007	AM	0					3																3		0	0		100	
11/26/2007	AM	0	1	1					1	1													4	14.7	1	68	\$ 42.50	94	
11/27/2007	AM	0		1				1															1		0	0		32	
11/28/2007	AM	0					1					3									1		6		3	35		51	
11/29/2007	AM	0								2													2		2	140		66	
11/30/2007	AM	0														1							1		1	28		50	
12/2/2007	AM	0								1													1		1	37		36	
12/3/2007	AM	0		1					2														3	15.7			\$ 44.01	56	
12/5/2007	AM	0							1														1					166	
12/6/2007	AM	0			1			1	1	3		2											8	19.8	4	85	\$ 55.01	205	
12/8/2007	AM	0								1													2	16.8	2	74	\$ 46.00	153	
12/9/2007	AM	0	1	1					1	1		1		2									7		5	109		117	
12/10/2007	AM	0								1													1		1	37		56	
12/11/2007	AM	0																1					1		1	3		48	
12/13/2007	AM	0		1		1	1	1												1			5	17.3	2	7	\$ 46.00	70	
12/14/2007	AM	0							1														1					35	
12/17/2007	AM	0										1		1									2		1	97		66	
12/19/2007	AM	0													1								1					57	
12/21/2007	AM	0							1	2		1											4		3	47		57	
12/28/2007	AM	0		1					1	1					1								4		3	35		151	
12/31/2007	AM	0	2	1			1					1		1									6		1	7		65	
11/1/2007	AM	1	1						2			2											5	21.9	0	0	\$ 59.00	96	
11/2/2007	AM	1	1		1							2											4	15.5	1	3	\$ 44.83	149	
11/2/2007	PM	1		2			1		3														6	17.9	0	0	\$ 51.70	138	
11/3/2007	AM	1		2	2			1	3			2											10		4	72		154	
11/4/2007	PM	1		2	2		1	1		1													5	14.3	1	17	\$ 41.44	224	
11/5/2007	AM	1			4			1	2			1											8	11.7	5	17	\$ 34.04	154	
11/5/2007	PM	1	1	1			1		2														5	12.7			\$ 35.67	181	
11/6/2007	AM	1			5			1	2			1									1		10	11.1	7	40	\$ 32.25	140	
11/6/2007	PM	1						1	2	1													4	12.3	2	50	\$ 35.51	172	
11/7/2007	PM	1					1	2	3														6	14.4	0	0	\$ 41.02	180	
11/8/2007	AM	1		1	3			1	1			2											8	12.9	5	20	\$ 36.61	139	

11/8/2007	PM	1		1		1	1	4			7	10.5	3	242	\$	30.30	106
11/9/2007	AM	1	1		3	1				3		9.5	4	25	\$	27.54	136
11/9/2007	PM	1	2		1	1	1	3					2	24			181
11/10/2007	PM	1			3	2	2	2		1	10	14.5	3	12	\$	41.75	206
11/11/2007	PM	1			1		3	1		1	6	29.7	2	10	\$	84.67	260
11/13/2007	PM	1	1		1	1	4	3	2		12	12.5	4	49	\$	37.65	153
11/14/2007	PM	1	1		2		4	1	1	2	11	11.9	2	6	\$	35.42	181
11/15/2007	AM	1			2		1		1	1	5	11.7	2	8	\$	35.08	160
11/15/2007	PM	1		1	3	1	2		1	3	11	10.9	3	41	\$	32.84	140
11/16/2007	AM	1			2			1		1	4	8.9	3	8	\$	26.83	115
11/16/2007	PM	1	1	3			1	1		2	8	11.1	1	20	\$	32.69	162
11/19/2007	AM	1			2						3	15.1	3	11	\$	43.29	170
11/19/2007	PM	1	1		1	1		3			6	13.5	2	18	\$	38.82	171
11/20/2007	AM	1			1				1	2	4		1	2			172
11/20/2007	PM	1	2	1			3	1			7	20.1			\$	57.33	161
11/21/2007	AM	1						3			3	17.2	2	34	\$	50.00	131
11/21/2007	PM	1	3	3	1			2	2		11	16.3	3	56	\$	46.66	162
11/23/2007	PM	1	2		1		2	2		1	8	17	2	29	\$	47.86	218
11/26/2007	AM	1			1		1		1		3	14	2	13	\$	41.43	192
11/26/2007	PM	1	1				2	3	2		8	12.2	3	48	\$	34.47	175
11/27/2007	AM	1			1			1	1	2	5	16.6	0	0	\$	49.91	181
11/27/2007	PM	1		1	2	1	1	2	1		8	12.5	2	8	\$	37.30	203
11/28/2007	AM	1	1		1		2	2		2	8	11.6	2	22	\$	34.79	141
11/28/2007	PM	1	1		1	1	3	1	1		8	9.8	3	63	\$	29.11	146
11/29/2007	AM	1				1	2			2	6	10.5	1	3	\$	31.00	127
11/29/2007	PM	1		1		1	2		1	1	6	13.7			\$	39.82	218
11/30/2007	AM	1	1		3			1	1	2	8	15	3	25	\$	43.49	181
11/30/2007	PM	1		2				2	4	1	9	11.6	3	52	\$	33.42	100
12/3/2007	AM	1		1	1	1		1			4	12.4	2	5	\$	36.00	168
12/3/2007	PM	1	2	1	1		3	1	1		9	14.6	3	44	\$	40.96	167
12/4/2007	AM	1			2	1	2	3		1	9	12.3	3	11	\$	35.00	177
12/4/2007	PM	1	1	1		1	2	3			9	14.4	1	1	\$	40.25	198
12/5/2007	AM	1		1	4						6	13.4	6	12	\$	37.69	170
12/5/2007	PM	1	2		1		2	3		2	10	11.2	3	18	\$	31.16	136
12/6/2007	AM	1			1		1			2	4	12.9	2	34	\$	35.57	103
12/6/2007	PM	1	1		2	1	3	3	3		13	11.2	5	92	\$	31.07	207
12/7/2007	AM	1		1					1	1	3	12.6	1	8	\$	35.28	154
12/7/2007	PM	1	1	1		1	2	2	2	1	10	13.2	1	36	\$	36.05	164
12/10/2007	AM	1	2		3		1		1		7	11.5	5	52	\$	31.00	150
12/10/2007	PM	1				2		1		2	7	13.7	2	20	\$	37.03	203
12/11/2007	AM	1			1		2				3	12	1	1	\$	32.39	159
12/11/2007	PM	1					3	1	1	2	9	10.8			\$	28.92	168
12/12/2007	AM	1		1	1					1	4	11.6	2	4	\$	31.02	146
12/12/2007	PM	1	2	4			1	1		1	9	16.8	3	61	\$	45.14	158
12/13/2007	AM	1					1		1	3	5	13.8	4	71	\$	40.01	148
12/13/2007	PM	1	1	1	1		4	2	3		12	12.8	3	26	\$	37.39	189
12/14/2007	AM	1				1			1		2	12.4	1	20	\$	36.00	162
12/14/2007	PM	1	1		1	1	1	1		3	9	13.1			\$	37.74	191

12/15/2007	PM	1	1			3	3	3				10	14.3	1	49	\$	40.93	191
12/17/2007	AM	1										2						51
12/17/2007	PM	1		1			2	1				2						141
12/18/2007	AM	1		1	1		2					5	11	3	7	\$	30.79	147
12/18/2007	PM	1		1	1	1						5	15.4	1	5	\$	42.93	204
12/19/2007	AM	1			1		2	1				7	11	3	64	\$	30.79	119
12/19/2007	PM	1	3	1			3	3				2			1			115
12/20/2007	AM	1			1	1	1		1			5	15.1	3	22	\$	41.60	155
12/20/2007	PM	1			1		1	2				6	9.3	2	43	\$	24.84	189
12/21/2007	AM	1			3							5	13.2	3	7	\$	37.00	175
12/21/2007	PM	1		2	1		1	3	2			9	13.7	3	36	\$	37.17	154
12/24/2007	PM	1		1	1		6	1				13	18.1	2	5	\$48.87	225	
12/26/2007	AM	1			2		2	2	1			10	9.6	4	32	\$27.00	139	
12/26/2007	PM	1	1	1		1	2	3	1			10	14.6	2	35	\$39.34	161	
12/27/2007	AM	1						1				1	12	1	3	\$34.80	170	
12/27/2007	PM	1				1	1	1				6	13.9			\$40.07	212	
12/28/2007	AM	1	1		2		2	1				7	10.7	3	62	\$31.00	117	
12/28/2007	PM	1	1		1	1	2	1	1			9	11.1	2	61	\$31.82	158	
12/29/2007	AM	1		1		1						2	13.5			\$39.00	193	
12/30/2007	AM	1	1		1							6	12.8	5	27	\$37.00	179	
12/31/2007	PM	1	1	1	1		3	2				9	13.5	1	8	\$38.41	208	
11/1/2007	AM	2			3			1	1			5	27.9	4	23	\$	75.00	113
11/2/2007	AM	2			4			1	1			7	7.5	6	6	\$	19.75	173
11/2/2007	PM	2			3		2					5	20.1	2	10	\$	58.00	162
11/5/2007	AM	2	1		4		1					10		8	30		151	
11/5/2007	PM	2			4		1	1				6	21.2	4	12	\$	61.14	162
11/6/2007	AM	2			4			2				7	13.2	5	5	\$	38.00	161
11/6/2007	PM	2		2	2		2	1				7	2.7	1	2	\$	7.81	135
11/7/2007	AM	2			1			1				3	19	1	11	\$	56.00	115
11/7/2007	PM	2	1		1		2					6		2	7		144	
11/8/2007	AM	2			2			1				4	21.6	2	5	\$	61.00	144
11/8/2007	PM	2			1		2		1			6		3	13		149	
11/9/2007	AM	2		2	4		1		2			11	22.7	7	62	\$	64.00	114
11/9/2007	PM	2				1	2	1				7		0	0		132	
11/12/2007	AM	2		1	2	1	1		2			10	22.4	6	17	\$	63.01	174
11/13/2007	AM	2				1	1	1				4		3	2		120	
11/13/2007	PM	2		1	1		2					7	18	3	8	\$	53.71	147
11/14/2007	AM	2			3				1			4		3	69		82	
11/14/2007	PM	2				1	1					5	18.6			\$	56.11	115
11/15/2007	AM	2			3		1		1			5		4	29		127	
11/15/2007	PM	2		1			2	2	1			7	21	4	24	\$	62.15	127
11/16/2007	AM	2			3							3		3	4		137	
11/16/2007	PM	2	1		1		1	1	2			7	21.9	5	43	\$	64.81	143
11/17/2007	AM	2			6		3		3			12		9	42		193	
11/18/2007	AM	2				1	1		1			5	21.8	2	15	\$	63.00	185
11/19/2007	AM	2					2		1			4	7.9	1	4	\$	23.00	95
11/19/2007	PM	2		1			2	1	1			7	2.3	3	18	\$	6.63	133
11/20/2007	AM	2		1					1			2	23	1	7	\$	66.04	159

11/20/2007	PM	2		3		3	1		1				8		2	4			123
11/21/2007	AM	2	2					1					3	23.8	1	12	\$	68.01	138
11/21/2007	PM	2		2	1		1	1	3				8		3	45			115
11/23/2007	AM	2			5	1	2	1					11	22.1	6	2	\$	63.00	217
11/24/2007	PM	2			4		4						10	20.1	3	14	\$	57.08	227
11/25/2007	PM	2	1	1	1		4	1	1				11	19.1	4	29	\$	54.11	219
11/26/2007	AM	2	1	1	1								4		4	95			141
11/26/2007	PM	2	1	1			4	1			1	1	11	22.1	3	28	\$	62.78	123
11/27/2007	AM	2			1		2	4	1				9		6	85			139
11/27/2007	PM	2			2		1	3					6	20.4	3	10	\$	60.85	134
11/28/2007	AM	2		1	1		1	1					4	16.5	2	16	\$	49.00	138
11/28/2007	PM	2	1		1	1	1	2	1				7		2	40			136
11/29/2007	AM	2	1		4		1	2	1				10	21	6	29	\$	61.02	124
11/29/2007	PM	2		2	1			1			2	1	6	2	6	25	\$	6.15	141
11/30/2007	AM	2			2	1	3						9	19.6	5	21	\$	56.50	116
11/30/2007	PM	2	1	3	1		4	1					10	4	2	34	\$	11.00	144
12/2/2007	AM	2							3			1	5	21.8	2	50	\$	63.02	178
12/3/2007	AM	2			7			1					9		9	79			104
12/3/2007	PM	2	1		1	1	2						5	20.9	2	36	\$	58.59	161
12/4/2007	AM	2			4							1	7	7.1	6	12	\$	20.00	136
12/4/2007	PM	2		1				3	1				6	19.9	1	5	\$	55.55	170
12/5/2007	AM	2			2		1		1				7		5	27			152
12/5/2007	PM	2			2		2		1				6	19.8	2	6	\$	54.94	160
12/6/2007	AM	2			4	1	1	1	1				10	14.1	7	36	\$	39.01	123
12/6/2007	PM	2	1		1	2	5	1	2		1		14		4	107			173
12/7/2007	AM	2	2	2	5		2		1		2	2	14	22.1	8	63	\$	61.01	198
12/7/2007	PM	2						2	1				4	18.5	2	65	\$	52.02	164
12/9/2007	PM	2			1		1		1				4		2	9			190
12/10/2007	AM	2	1		1			3	2			1	9	20.8	5	67	\$	56.01	209
12/10/2007	PM	2			2	1	3	1					7	16.9	2	6	\$	47.55	144
12/11/2007	AM	2			2								2	11.5	2	2	\$	30.89	155
12/11/2007	PM	2			2			1	2				8		3	20			127
12/12/2007	AM	2			8	1					2		12	22.7	10	24	\$	60.82	117
12/12/2007	PM	2		1		1	2						5	4.5	1	4	\$	12.52	124
12/13/2007	AM	2			1								3	20.6	3	16	\$	55.03	124
12/13/2007	PM	2			1		2		3				8		6	60			115
12/14/2007	AM	2			2			1					3	20	3	19	\$	57.18	179
12/14/2007	PM	2					2	2	1				6		2	13			125
12/15/2007	AM	2			2	1	1	1					8	19	5	23	\$	54.15	149
12/16/2007	AM	2					18	1					27		10	123			144
12/17/2007	AM	2			1	1	2		2				6	19.9	5	138	\$	56.34	103
12/18/2007	AM	2											2		1	2			128
12/18/2007	PM	2			3			3					8	22.2	3	47	\$	63.53	141
12/19/2007	AM	2		1									3	10.7	1	9	\$	29.75	124
12/19/2007	PM	2					3	1					5		1	4			145
12/20/2007	AM	2			4			1					8	20.9	5	7	\$	57.70	112
12/20/2007	PM	2	1			1		1					6		2	43			125
12/21/2007	AM	2			1		2	1	2			1	11	21.6	6	27	\$	58.96	114

12/21/2007	PM	2	3			1	1	1	1				7		1	76			116
12/22/2007	AM	2		1	7			2	1	2		2	15	20.2	14	69	\$54.54		191
12/23/2007	AM	2			3		1			1	2	1	8		7	12			160
12/24/2007	AM	2			4		3					2	9	22.3	5	8	\$61.77		200
12/24/2007	PM	2			5		4		1	1			11	20.6	6	23	\$57.93		189
12/26/2007	AM	2			6		1					1	8	21.2	7	10	\$57.18		133
12/26/2007	PM	2		1		1	2	1	1	1			7	14.7	2	36	\$41.22		152
12/27/2007	AM	2			1		1	1	1		2	1	8		6	61			119
12/27/2007	PM	2			1		1	2		1			5	19.6	3	30	\$56.55		151
12/28/2007	AM	2		1	1				2				4		4	31			112
12/28/2007	PM	2			1	1	2	4	1				9	21.7	3	36	\$62.97		129
12/31/2007	AM	2								1			1		1	26			135
12/31/2007	PM	2	2	1			2	2		1			8		2	10			140
11/1/2007	AM	3	1		1		2	1	2	1			8	8.9	4	36	\$ 24.01		72
11/2/2007	AM	3		1			1	3		1			6	12.7	2	9	\$ 36.57		105
11/2/2007	PM	3			2		1	2	1	1	1		9	22	6	46	\$ 64.00		161
11/5/2007	AM	3			2		1	1		2			6		2	5			111
11/5/2007	PM	3			1		1			1		1	4	20.8	3	19	\$ 60.00		179
11/6/2007	AM	3					1			2			3						49
11/6/2007	PM	3		1	3		1		2	1	2		12	18.6	7	80	\$ 54.00		112
11/7/2007	AM	3					1			1			2		0	0			32
11/7/2007	PM	3	1	1	1		2		3				8		3	69			105
11/8/2007	AM	3					9			2			11	23.2	0	0	\$ 65.55		119
11/8/2007	PM	3	1					1	4				6		2	32			116
11/9/2007	AM	3					3	1	1	2			7	18.7	2	25	\$ 53.84		110
11/9/2007	PM	3	1	1	1		1	1	2		1		9		4	116			143
11/13/2007	AM	3	2				2	1		2	1		8	21.6	1	5	\$ 62.86		103
11/13/2007	PM	3	1				2	3		1			7	12.7	1	10	\$ 38.00		144
11/14/2007	AM	3			2		1	1					4		3	7			133
11/14/2007	AM	3		1	2					1			4	12.8	2	4	\$ 38.43		163
11/14/2007	PM	3		1	1		1			1	2		7	19.9	1	1	\$ 59.00		147
11/15/2007	PM	3	1				2	1	2		1		8	14.1	2	27	\$ 42.00		148
11/16/2007	AM	3			2		1	2	1	2			8	9.2	4	17	\$ 27.56		84
11/16/2007	PM	3		2	3		1	1		2			9		3	64			159
11/19/2007	AM	3					1			2			3						96
11/19/2007	PM	3			2		5	1		1		2	11	16.9	5	31	\$ 48.00		119
11/20/2007	AM	3								2			2		1	12			71
11/20/2007	PM	3		1		1	1	1					4	17.6	1	35	\$ 51.00		114
11/21/2007	AM	3					2	1		1			4	9	2	4	\$ 26.26		110
11/21/2007	PM	3						2	3	1			6		3	49			145
11/23/2007	PM	3							2		1		3	16.2	2	83	\$ 47.00		134
11/26/2007	PM	3					1	3		1			5	20.4	4	64	\$ 59.00		117
11/27/2007	AM	3											0	17.9	0	0	\$ 50.00		135
11/27/2007	PM	3		2	2			1	1				6	21.3	3	6	\$ 62.00		164
11/28/2007	AM	3				1	1	1	1	3		1	8	10.5	1	66	\$ 31.62		80
11/28/2007	PM	3			1			1	2	1			5		4	43			105
11/29/2007	AM	3		1				3					4	19.3	1	3	\$ 57.94		88
11/29/2007	PM	3					3	1					4						147

11/30/2007	AM	3		1		2	2	1				6	22	3	16	\$	65.16	126
11/30/2007	PM	3	1			5	6	4				16	13.8	5	64	\$	40.00	117
12/3/2007	AM	3		2			1		1			4	10	2	5	\$	29.17	112
12/3/2007	PM	3				2	1	2	1	1		7		3	131			100
12/4/2007	PM	3	1			1	1	3	1			7	19.6	1	14	\$	55.00	144
12/5/2007	PM	3	1	1			3					5	21.1	1	1	\$	59.00	119
12/6/2007	AM	3	1	3			1	1	3			9	12.7	4	20	\$	35.63	107
12/6/2007	PM	3	3	1			2		2			8	20.1	2	6	\$	56.01	189
12/7/2007	AM	3	1					1	1			3						116
12/7/2007	PM	3	1	2	1	1	1	2	2	1		11	20.1	2	55	\$	56.01	125
12/8/2007	AM	3							1			1						64
12/8/2007	PM	3	3	1		2		1		1	2	10		4	137			143
12/9/2007	PM	3	1	1		1	3	5	3	4		18	21.1	8	91	\$	58.00	258
12/10/2007	AM	3	1			1		3	3		1	6	18.4	2	31	\$	51.43	36
12/10/2007	PM	3					2		1			3		2	25			98
12/11/2007	AM	3		1					1			2	16.5	1	6	\$	44.72	87
12/11/2007	PM	3		1			2	2				5		4	33			118
12/12/2007	AM	3	1			1	3		2	1		8	16.2	2	4	\$	44.66	87
12/12/2007	PM	3	2			1		2				5		2	39			134
12/13/2007	AM	3		1		1		1	1			4		1	1			63
12/13/2007	PM	3						1	1		1	4	20.8	3	26	\$	56.00	110
12/14/2007	PM	3				3	2	2	1	1		9	16.9	4	86	\$	49.00	112
12/17/2007	AM	3	1			3		2	1		1	8		3	152			117
12/17/2007	PM	3	1			3		1	1			6	16.9	3	46	\$	49.00	140
12/18/2007	AM	3						1	4			5		3	49			80
12/18/2007	PM	3					2	5	1	4		12	21.1	4	96	\$	59.00	79
12/19/2007	AM	3				1		1	1			3						89
12/19/2007	PM	3						1	2	1		4		3	47			124
12/20/2007	AM	3						1	2			3	23.1			\$	64.55	76
12/20/2007	PM	3		1		1	1	1	1	1	6	12	16.4	2	6	\$	44.00	148
12/21/2007	AM	3		2	1		1		1			5		4	9			79
12/21/2007	PM	3	1	1		1	2	4	1			10		3	5			133
12/26/2007	PM	3				1	3	1	1	1		7	21.1	4	18		\$57.00	122
12/27/2007	AM	3				1		2				4		3	38			103
12/28/2007	AM	3							2			2	16.4				\$47.82	70
12/31/2007	AM	3							1			1	8.8	1	6		\$25.67	106
11/1/2007	AM	4		1				2	1			4	29.4	3	13	\$	79.00	67
11/2/2007	AM	4		1					2			3	13.1	3	8	\$	38.23	126
11/2/2007	PM	4		1			1	1				3	18	2	48	\$	52.00	120
11/5/2007	AM	4		1				1				2	17.5	2	8	\$	50.17	136
11/5/2007	PM	4		2								2	13.5	2	3	\$	39.00	131
11/6/2007	AM	4										0						124
11/6/2007	PM	4					1	2	1			4	19.4	4	62	\$	56.00	117
11/7/2007	AM	4		3			1					4		4	9			103
11/7/2007	PM	4		1				1	1			3	15.3	1	39	\$	44.00	83
11/8/2007	AM	4	1					1				2		2	147			100
11/13/2007	AM	4	1							2		3	15.8	2	46	\$	44.00	107
11/14/2007	AM	4		1								1						57

11/15/2007	AM	4		1		1	2	1		2		7	17.2	3	10	\$	51.01	91
11/19/2007	AM	4	1				1					2	19.5	1	10	\$	56.00	103
11/19/2007	PM	4		2				2				4		3	44			108
11/20/2007	AM	4						1		1		2	16.6	2	110	\$	48.00	55
11/20/2007	PM	4		1				1		1		3		1	20			96
11/21/2007	AM	4								1		1	16.9	1	28	\$	49.00	68
11/21/2007	PM	4			1						1	3		3	66			97
11/23/2007	AM	4		1	3		2					7	17.9	3	4	\$	50.09	164
11/26/2007	AM	4					1			2		3	14.3	2	56	\$	40.00	130
11/26/2007	PM	4						2	3			5		4	25			120
11/27/2007	PM	4							1			1			0	0		92
11/28/2007	AM	4		1								1	19			\$	56.61	135
11/28/2007	PM	4					1	2		1		4		3	26			109
11/29/2007	AM	4			1				1			2		2	82			173
11/29/2007	PM	4							1			1	26.9	1	78	\$	78.01	53
11/30/2007	AM	4			2		2					5		3	34			127
11/30/2007	PM	4			1				2	1		4	20.8	3	82	\$	60.02	94
12/1/2007	AM	4		1			3		2	2		12		6	152			154
12/3/2007	AM	4						2	1			3	22.1	1	14	\$	62.25	115
12/3/2007	PM	4							1	1		3		1	2			110
12/4/2007	AM	4		1			1					3	17.1	1	3	\$	48.00	97
12/4/2007	PM	4						1		1		2		2	21			141
12/5/2007	AM	4			1		1	2	1			5	19.7	3	42	\$	55.00	104
12/5/2007	PM	4									1	1						67
12/6/2007	AM	4		1			3		1			6	15.5	2	5	\$	42.70	102
12/6/2007	PM	4							3			3		3	40			152
12/7/2007	AM	4			1		1					2	21	1	2	\$	58.00	89
12/7/2007	PM	4			2			3		1		6		4	39			85
12/8/2007	AM	4			1				1			4		2	17			180
12/10/2007	AM	4			2		1	1	4			9	39.3	6	92	\$	107.50	168
12/10/2007	PM	4			1				1			2		1	2			118
12/11/2007	AM	4							1			1	16.6			\$	45.00	76
12/11/2007	PM	4			1		1	1		1		4		3	49			85
12/12/2007	AM	4			2			1				3	14.8	3	6	\$	40.03	86
12/12/2007	PM	4			1					1		3		2	11			110
12/13/2007	AM	4							2			2	18	1	23	\$	52.02	91
12/13/2007	PM	4										1						96
12/14/2007	AM	4			1			1	1	2		5	16.6	3	11	\$	48.00	112
12/14/2007	PM	4						1		1		3		1	4			87
12/15/2007	AM	4					3	3	1			9	19.6	4	32	\$	56.00	121
12/17/2007	AM	4			1	1				1		3		3	14			93
12/17/2007	PM	4							1	1		2	17.7	1	3	\$	51.00	98
12/18/2007	AM	4					1	1				2		2	41			124
12/18/2007	PM	4							2			2	18.5	2	43	\$	52.01	95
12/19/2007	AM	4							1			1		1	22			124
12/19/2007	PM	4			1			2		1		5	19	3	74	\$	53.00	66
12/20/2007	AM	4			2					1		3		2	2			98
12/20/2007	PM	4										2	15.8	1	50	\$	44.00	88

12/21/2007	AM	4	1	1					1		3		3	5			98
12/21/2007	PM	4		1		1	1				3	17.6	1	1	\$	49.00	69
12/26/2007	AM	4		1						1				5			109
12/26/2007	PM	4					2					16.3	2	2	80	\$44.00	97
12/27/2007	AM	4		1										1	2		103
12/27/2007	PM	4				1	1					16.6	2			\$48.00	97
12/28/2007	AM	4								1				3	6		103
12/31/2007	AM	4		1										1	1		22
12/31/2007	PM	4								2		13.6	1	11	\$39.01		86
11/1/2007	PM	5				2				2		16.4	2	3	\$	43.76	116
11/2/2007	PM	5	1			1				1				1	0		221
11/3/2007	PM	5	2		3	2	1	1				20.3	4	28	\$	59.01	201
11/4/2007	PM	5		1						1		20.4	0	0	\$	58.75	227
11/5/2007	PM	5	1		2			1				17.3	3	202	\$	50.13	152
11/6/2007	PM	5	1	1	2	1		1	1				4	68			209
11/7/2007	PM	5			1				1				2	2	48		80
11/7/2007	AM	5			2			1				18.75	2	3	\$	54.00	145
11/8/2007	AM	5		1					4				4	396			86
11/9/2007	AM	5				1			3	1		19.1	2	85	\$	55.00	217
11/10/2007	AM	5				1		1				18.8	0	0	\$	53.00	180
11/11/2007	AM	5			2		1			1		17.5	3	13	\$	49.00	228
11/12/2007	AM	5		1	1							22.3	7	72	\$	64.00	199
11/13/2007	AM	5				1			1				2	1	27		185
11/14/2007	AM	5									1	19.4	1	1	\$	58.00	146
11/15/2007	PM	5				1						19.2			\$	56.55	158
11/16/2007	AM	5	1				2			1			4	2	31		128
11/16/2007	PM	5							1				1	1	28		146
11/17/2007	PM	5	1		2	2	1	1		1		19.8	3	44	\$	63.15	195
11/18/2007	PM	5							1			21.8	1	30	\$	63.00	201
11/19/2007	PM	5	2	1	2			2		1		15.4	4	38	\$	44.00	172
11/23/2007	AM	5			1		2		3				6	4	111		232
11/24/2007	AM	5	1				2	2	1	1		20.7	4	123	\$	60.00	216
11/25/2007	AM	5				1	1	1	2	2		23.1	4	29	\$	67.00	229
11/26/2007	AM	5							1				2	1	51		61
11/28/2007	AM	5							2				2	2	23		95
12/1/2007	AM	5		1			5		2			22.4	4	52	\$	65.00	174
12/2/2007	PM	5		1	3		1		2			20	3	38	\$	57.00	201
12/3/2007	PM	5	1		2		1						4	2	4		195
12/4/2007	PM	5						1	1	1		23.4	1	37	\$	68.00	201
12/5/2007	AM	5	1	1				1	2	1		17.9	3	46	\$	50.00	119
12/5/2007	PM	5						1		1			2				73
12/6/2007	AM	5	1		3			1	1			16.9	4	16	\$	47.00	246
12/7/2007	AM	5			1					2		19.2	3	15	\$	53.00	175
12/8/2007	AM	5	1		1		1	1	4		1	18.8	5	160	\$	51.00	253
12/9/2007	AM	5	1			1			5	1		20	4	64	\$	55.00	191
12/9/2007	PM	5	1										1				164
12/10/2007	AM	5										12.1			\$	33.51	96
12/11/2007	AM	5		1			1		1	1		17.8	1	17	\$	48.25	117

12/12/2007	AM	5								1									1	14.9			\$	41.00	169			
12/12/2007	PM	5	1			1				1									3		1	5			167			
12/13/2007	PM	5	1							1									3	16.9	2	31	\$	48.86	182			
12/14/2007	PM	5		1						1									2	21.6	2	14	\$	62.00	169			
12/15/2007	PM	5	1		1					2									4		1	2			202			
12/16/2007	PM	5					6	3											10	18.3	4	76	\$	53.00	196			
12/17/2007	PM	5	1				2	2											5	21.3	1	4	\$	60.50	148			
12/18/2007	PM	5					1	3	1										5	22.2	2	18	\$	62.25	162			
12/19/2007	AM	5					2												2						176			
12/19/2007	PM	5			1		3	1											5	20.7	1	2	\$	57.25	113			
12/20/2007	AM	5		1			1	1											3		1	6			186			
12/21/2007	AM	5	1				1	1	1										4	23.2	2	40	\$	64.00	178			
12/22/2007	AM	5	1		1			1											6	18	4	12	\$50.00		155			
12/23/2007	AM	5			2		1	2	1										8	20.8	4	11	\$58.25		168			
12/24/2007	AM	5	1																1	15.9			\$43.00		154			
12/26/2007	AM	5			1														1	15.3	1	2	\$41.20		189			
12/28/2007	PM	5					1	3											4	18.4	1	4	\$53.01		115			
12/29/2007	PM	5						2											2	21.3	2	43	\$61.10		193			
12/30/2007	PM	5		1				2											3	20.8			\$60.20		175			
12/31/2007	PM	5					1	3											4		3	31			169			
2007 (2 mos.)			117	125	392	1	58	390	318	330	0	317	0	24	61	15	4	10	0	42	3	4	2208	4392.95	1007	12860	\$12,474.05	53824

1/4/2008	AM	0								1										1						35	20	
1/5/2008	AM	0							1	1										2		1	6			85	6	
1/7/2008	AM	0							1											1		1	8			32	8	
1/8/2008	AM	0		1			1			1										4		2	53			172	27	
1/9/2008	AM	0	1																	1		1	63			34	63	
1/10/2008	AM	0			1				2	2										6		6	80			117	13	
1/11/2008	AM	0		2			1			1										4		2	188			66	94	
1/31/2008	AM	0	1						2	8										13		7	124			84	18	
2/21/2008	AM	0					4	1	4									2	11		7	34			88	5		
2/22/2008	AM	0		1			1		5											8		7	101			115	14	
2/26/2008	AM	0							1											1		1	67			52	67	
3/11/2008	AM	0	1	1			1													3	21.7			\$63.50			80	0
3/14/2008	AM	0			1				1	1										5		2	55			100	28	
3/17/2008	AM	0	3				1	2	1	1										9		2	23			132	12	
3/18/2008	AM	0		1				3	1	3										8		3	66			179	22	
3/19/2008	AM	0						3		2										5	21.5	2	28	\$66.00			82	14
3/20/2008	AM	0	1	1					3						1			1		7		3	13			175	4	
3/21/2008	AM	0			1			1	1	2										5		3	42			86	14	
3/24/2008	AM	0	1	1			2	4												8		1	3			153	3	
3/25/2008	AM	0	1					3	1	1										6		1	228			170	228	
4/3/2008	AM	0						2		2										4		2	47			153	24	
4/4/2008	AM	0	1	1					2											4		1	6			88	6	
4/14/2008	AM	0		1																1	47			\$154.75			35	0
4/15/2008	AM	0	1				1													3						65	0	
4/28/2008	AM	0							1											2						83	0	
5/6/2008	AM	0			1		1	1	1						1					5	21.5	3	9	\$74.00			107	3

5/13/2008	AM	0		1				1	1					3	20.9	1	9	\$77.00	93	9
5/16/2008	AM	0							2		1			3		2	50		116	25
5/19/2008	AM	0							1					1	18.7	1	57	\$68.51		57
5/20/2008	AM	0	1	1					2					4		1	3		99	3
5/21/2008	AM	0				1		1						2					73	0
5/22/2008	AM	0							1					1		1	136		42	136
5/23/2008	AM	0	3		1				2					6	20.1	3	55	\$76.01	86	18
5/25/2008	AM	0							1					3		2	28		80	14
5/26/2008	AM	0											1	4		4	96		66	24
6/9/2008	AM	0	1						1					2		1	5		91	5
6/12/2008	AM	0						1						2	16.2			\$63.00	45	0
6/13/2008	AM	0	1					1		1				3		2	54		80	27
6/19/2008	AM	0				1	1			1				3		2	169		25	85
6/23/2008	PM	0	2	1			1	1	1					6	21.7	1	26	\$86.00	96	26
6/24/2008	AM	0	2	1				1	1	1		1		8		3	147		155	49
6/30/2008	PM	0	2		1				3	2		1		9	22.9	4	88	\$89.00	249	22
7/1/2008	AM	0							1			1		2		1	15		82	15
7/2/2008	AM	0		1								1		2					58	
7/3/2008	AM	0						1	1	4				7	27.9	3	86	\$110.75	130	29
7/7/2008	AM	0							1	2				3		2	44		113	22
7/8/2008	AM	0	1					1		1				3	19.6	1	18	\$76.50	104	18
7/9/2008	AM	0	1			2				1		1		5		2	18		150	9
7/10/2008	AM	0					1	2	5	7		2		17	18.7	8	190	\$72.75	198	24
7/11/2008	AM	0	4	1	1		2	1	3	3				15	23	4	33	\$92.02	146	8
7/14/2008	PM	0	2	1			1	2		2				8		3	59		82	20
7/15/2008	AM	0							1	3				4		3	560		88	187
7/16/2008	AM	0								1				1		1	76		70	76
7/19/2008	AM	0			1		1	2	1	1		2		8	21.8	2	56	\$84.50	171	28
7/21/2008	AM	0										1		1		1	291		40	291
7/22/2008	AM	0	2					2	2	1		1		8		1	37		59	37
8/14/2008	AM	0	2				1	4				1		8	17.6			\$60.85	102	
8/18/2008	AM	0							2			1	1	4			2		111	2
8/19/2008	AM	0	4	3										7		2	30		111	15
8/20/2008	AM	0			1							1		2	25	1	2	\$84.50	28	2
8/21/2008	AM	0		1			1		1					3		1	6		73	6
8/22/2008	AM	0					1	5		1				7		1	71		66	71
8/25/2008	AM	0	2					1	3	1			1	8	19.4	2	27	\$64.15	125	14
8/29/2008	AM	0	1				1	3	2	2		1		10		4	26		148	7
9/14/2008	AM	0		1				1		1		1		4		3	110		51	37
9/15/2008	AM	0										2		3	22.7			\$86.25	152	
9/18/2008	AM	0		1	2			1		2		2		8		4	31		103	8
9/19/2008	AM	0		1			1	1		1		2	1	8					88	
9/22/2008	AM	0			2				3	2				7		3	9		98	3
9/26/2008	AM	0	1	1			1	1	2					6	20.6	1	27	\$74.33	91	27
10/3/2008	AM	0		2	2		1	1						6		3	7		107	2
10/12/2008	AM	0		2	1			1	1			1	1	7	12.4	2	6	\$37.25	256	3
10/13/2008	AM	0							2	1		1		4	20.2	1	40	\$60.00	82	40
10/14/2008	AM	0					1		1					2		1	28		59	28

1/18/2008	PM	1	1	2		1		2				6	17.6			\$47.39	199	
1/22/2008	PM	1			1			2	3	2		8	11.2	3	72	\$30.03	153	24
1/23/2008	PM	1	1		1		2		2	1		7	17.5	2	45	\$46.66	171	23
1/24/2008	PM	1	2	1			3		1	2		9	12.7	1	16	\$35.66	175	16
1/25/2008	PM	1	2	1		1	1	1		3	1	11	13.7	1	13	\$37.92	178	13
1/27/2008	PM	1	2	1	2		3	2	2	2		14	17.8	6	69	\$49.31	228	12
1/28/2008	PM	1			3	1	2		1	3		11	14	5	103	\$38.26	160	21
1/29/2008	PM	1	1	1	3	1		2		2		11	17.6	6	26	\$48.08	193	4
1/30/2008	PM	1				1		1	1			3	16.1			\$43.69	190	
1/31/2008	PM	1	1			2	2	1	2	3		11	8.8	2	103	\$23.84	103	52
2/1/2008	AM	1	1	2	1		2	2	1	5		14	11.5	11	44	\$32.00	115	4
2/4/2008	AM	1				2	1	1				4	11.8	3	56	\$32.00	139	19
2/5/2008	AM	1		1				1	2			4	12.2	2	37	\$33.00	146	19
2/6/2008	AM	1				1					1	4	10.7	2	16	\$30.00	148	8
2/7/2008	AM	1		1		1	2	2		5		12	10.4	1	2	\$29.00	151	2
2/8/2008	AM	1	2						2	2		7	10.7	3	10	\$30.00	126	3
2/11/2008	AM	1			1		2	2	2	1		8	13	5	48	\$36.00	163	10
2/13/2008	AM	1		2	1			1	1	1		6	13.7	3	17	\$40.00	134	6
2/14/2008	AM	1		1	1		2			2		6	10	1	3	\$29.00	117	3
2/15/2008	AM	1	2			1				1		5	16.4	1	2	\$47.00	137	2
2/19/2008	AM	1	2		3		1				1	6	11.5	3	4	\$33.00	143	1
2/20/2008	AM	1		1		1				2		4	11.1			\$33.00	151	
2/21/2008	AM	1		1	1		2	2	4	2		13	9.6	6	15	\$27.50	123	3
2/22/2008	AM	1		1		1				1		3	11.6	1	4	\$35.00	166	4
2/25/2008	AM	1			1	1	1	1				4	11	2	6	\$32.44	142	3
2/26/2008	AM	1			1			1	1	1		4	12.8	2	8	\$38.00	167	4
2/27/2008	AM	1	1		3		1			1		7	10.6	1	2	\$31.20	148	2
2/28/2008	AM	1			1	1				1		3	14.5	1	1	\$42.50	154	1
2/1/2008	PM	1			1					3		4	11.4	2	5	\$31.11	191	3
2/3/2008	PM	1	1		1		4			1	1	11	15.6	2	10	\$42.32	245	5
2/4/2008	PM	1				1	2			2		6	10.3	1	30	\$28.19	157	30
2/5/2008	PM	1				1			3	1	1	7	12.4	1	55	\$34.53	179	55
2/6/2008	PM	1	2	1			1	3		1		8	12.5			\$34.66	150	
2/7/2008	PM	1		2			2			2		6	16.4			\$45.23	210	
2/8/2008	PM	1	1		1		1	1	1	2		9	11.9	2	21	\$32.59	184	11
2/11/2008	PM	1				2	3	1				6	11.4			\$30.75	180	
2/18/2008	PM	1	2	1			2	1		2	2	11	13	1	16	\$36.57	169	16
2/19/2008	PM	1				1	1	2		1	1	7	13.6	1	3	\$38.15	185	3
2/20/2008	PM	1	1	4	1	1	1			1		10	16.8	3	25	\$ 46.82	156	8
2/21/2008	PM	1	1			1			6		1	9	10.8	4	56	\$32.52	135	14
2/22/2008	PM	1		2		1	1		3			7	17.9	2	40	\$53.81	169	20
2/24/2008	PM	1		1	1	2	3	3	1		2	14	15.1	2	56	\$45.27	213	28
2/25/2008	PM	1	1			3	2	4		1	1	12	17.7	1	4	\$52.28	160	4
2/26/2008	PM	1	2	1	1		3	2				9	16.9			\$49.25	204	
2/27/2008	PM	1	2	1	1		4	1	1	1	1	12	11	1	3	\$32.04	174	3
2/28/2008	PM	1		3	1	2		2	1		2	11	15.3	2	40	\$43.92	171	20
2/29/2008	PM	1	1	2	1	1	2	1	2	1	3	14	12.8	3	17	\$36.74	158	6
3/1/2008	PM	1	1	1	1		2	2	1	1	1	11	15.4	2	27	\$44.21	210	14

3/2/2008	PM	1	2		3		1	2	3	2		1			15		5	51		190	10
3/3/2008	PM	1	1		1			2	3	3		1			11	17.8	3	93	\$50.97	144	31
3/4/2008	PM	1					1	9		4				3	17	13.8	6	143	\$39.51	58	24
3/5/2008	PM	1	2		2		1	2		2		2	1		13	15.4	4	14	\$44.15	151	4
3/6/2008	PM	1		1			1		2			2	1	1	8	17.5	1	7	\$52.75	194	7
3/7/2008	PM	1	2	1	2		1	1	1			2		1	11	18.4	3	14	\$55.39	165	5
3/10/2008	AM	1			2				2	1					5	11	4	46	\$33.00	156	12
3/10/2008	PM	1	1	3	1		1		3			1			10	19.3	3	21	\$57.60	170	7
3/11/2008	AM	1			2			1							3	10.3			\$31.00	132	
3/11/2008	PM	1	1	1	3				1			1	1	1	9		4	75		96	19
3/12/2008	AM	1					1			1					2	18.3	1	6	\$56.87	125	6
3/12/2008	PM	1	1	2	2	1	2	1							9	18.3	2	6	\$56.75	190	3
3/13/2008	AM	1			1				1						2	10	1	2	\$31.00	156	2
3/13/2008	PM	1		1			3	2	2			2			10	12.5	3	13	\$38.50	177	4
3/14/2008	AM	1			2				1						3	8.7	3	4	\$27.00	122	1
3/14/2008	PM	1			1		3	1	2			2		1	11	11.3	2	7	\$34.87	174	4
3/16/2008	PM	1		1	3			4	1	2			2	1	15	17.6	5	54	\$54.26	202	11
3/17/2008	AM	1			3							2			6	11.6	4	27	\$36.20	158	7
3/17/2008	PM	1	1	1			1	1	4			2			10	11.1	4	29	\$34.09	182	7
3/18/2008	AM	1	2				1		3			2			9	11.4	4	14	\$35.00	136	4
3/18/2008	PM	1	1	2	2		1		3					1	11	15.9	4	36	\$48.45	157	9
3/19/2008	AM	1							2			1			3	11	1	26	\$34.20	151	26
3/19/2008	PM	1			1		3	3	1	1		1		1	11	13.3	1	20	\$40.53	203	20
3/20/2008	AM	1	1		3			1				1			6	10.5	3	5	\$32.50	135	2
3/20/2008	PM	1	1	1	1		2	4	2	1			1		14	13.1	2	6	\$39.62	170	3
3/21/2008	AM	1	1		2							1			6	13	4	6	\$40.04	176	2
3/21/2008	PM	1	2	3	2		2	1	3				1		14	13.3	3	20	\$40.53	153	7
3/24/2008	AM	1	1	1	3		2		3			1			8	16.7	4	36	\$51.57	149	9
3/24/2008	PM	1	2				3		3			1		1	10	13.5			\$40.60	170	
3/25/2008	AM	1			3			1	2					1	7	10	4	6	\$32.00	161	2
3/25/2008	PM	1	4	2	1		2		3			1		1	14	13.6	4	111	\$43.69	117	28
3/26/2008	AM	1	1		1				1					2	5	9.3	3	3	\$30.00	131	1
3/26/2008	PM	1	1		1				2	3			1		8	11.1	3	70	\$35.45	138	23
3/27/2008	AM	1			1		2	2				1		1	7	11.5	2	3	\$37.00	154	2
3/27/2008	PM	1	3	1	1		3	3	3				1		15	13.9	1	2	\$44.63	154	2
3/28/2008	AM	1		1	8			1							10	14.5	8	11	\$46.40	159	1
3/28/2008	PM	1						3	3	1		1		1	10	33			\$33.06	147	
3/29/2008	PM	1	3		3			2	3						11	17.9	5	24	\$56.65	223	5
3/31/2008	AM	1			1			1	1	1		1			7	10.7	6	45	\$34.46	137	8
3/31/2008	PM	1	1				3		1	1				1	8	12.7	1	22	\$40.31	194	22
4/1/2008	AM	1			1		1	2				2			6	11.6	2	3	\$37.18	153	2
4/1/2008	PM	1		2	2		2	1	2				1		10	11.9	4	98	\$37.59	146	25
4/2/2008	AM	1			5		1	2	2	1		2			14	14.3	7	12	\$45.70	154	2
4/2/2008	PM	1		2	1				2					1	5	15	3	40	\$47.70	137	13
4/3/2008	AM	1			1		1			2					4	11	4	28	\$37.00	139	7
4/3/2008	PM	1						2		1			1		4	12.8			\$42.43	209	
4/4/2008	AM	1		1	1				3			2			7	10.8	2	2	\$35.80	143	1
4/4/2008	PM	1	1	3			3	1	5						13	14.3	3	18	\$47.21	156	6

4/7/2008	AM	1		2		2			2			2	8	11.5	4	8	\$37.94	187	2
4/7/2008	PM	1	1			2	1	1					5	13.4	1	227	\$44.14	101	227
4/8/2008	AM	1	1	1		1	1	2					6	11.3	4	46	\$37.40	149	12
4/8/2008	PM	1	1	1	1	1	3		1				8	13.9	2	18	\$45.70	173	9
4/9/2008	AM	1	1	2				1	2				7		7	15		159	2
4/9/2008	PM	1	1	1	2	2	2	1	1			1	11	23	3	20	\$75.00	139	7
4/10/2008	AM	1		1				3		2			6	13.8	3	29	\$47.00	136	10
4/10/2008	PM	1	1	1	1	1	1	2	1	1			9	12.8	2	55	\$43.62	146	28
4/11/2008	AM	1	1		1	1	1	1	1	1			7	8.5	2	13	\$29.00	116	7
4/11/2008	PM	1	1	3	2	4	2	6			2		20	14.7	2	25	\$49.50	165	13
4/13/2008	PM	1	1	1			8	1		3	2	2	18	20.1			\$68.20	220	
4/14/2008	AM	1			3		3	1		1			8	10.4	5	12	\$35.50	147	2
4/14/2008	PM	1		4		1	4	1			1		11	21.1	1	9	\$71.65	173	9
4/15/2008	AM	1			1	1	1	3	3	1	4		14	9.1	3	58	\$31.20	120	19
4/15/2008	PM	1	1	1	1	2	3	2	1	2		1	14	13.5	2	7	\$45.64	187	4
4/16/2008	AM	1				2	2	2		1	1		6	10.6	1	2	\$36.10	122	2
4/16/2008	PM	1	1	2		2		2		1			9	16.5			\$56.09	168	
4/17/2008	AM	1			2				1				3		3	18		134	6
4/18/2008	AM	1	1				1						5	19	4	14	\$67.00	133	4
4/19/2008	PM	1		2				2		1	1	1	7	19.7	1	28	\$68.77	213	28
4/21/2008	AM	1			1	1	1	2	1				6	9.4	2	20	\$33.00	132	10
4/21/2008	PM	1		1		2	3	2	1	2			11	14.7	1	26	\$51.06	161	26
4/22/2008	AM	1			3				2	1			8	8.5	6	21	\$30.00	116	4
4/22/2008	PM	1				2	2	1		2			7	11.6	1	96	\$40.53	153	96
4/23/2008	AM	1		1	3					3			7	12.7	6	56	\$44.57	132	9
4/23/2008	PM	1	1	3	1	2	1	1		1			10	12.8	2	19	\$44.70	167	10
4/24/2008	AM	1			3		1		1	2			8	13	5	36	\$47.00	115	7
4/24/2008	PM	1	1	1	1	1	3	4	2	1			14	14.1	2	12	\$50.92	143	6
4/25/2008	AM	1			5	2	2	1		2			14	9.4	7	11	\$34.00	137	2
4/25/2008	PM	1		3	2	2	4	3	1	3			18	15	3	78	\$54.34	151	26
4/26/2008	PM	1	1	2		1	3	1		1	3	1	15	17.3	1	7	\$62.28	207	7
4/27/2008	PM	1	2		1		2		1	1	1	3	14	17.4	5	37	\$62.94	203	7
4/28/2008	AM	1		2	2		1	1		1			9	14.3	4	6	\$52.65	153	2
4/28/2008	PM	1	1	3	1	2	3			2		1	14	14	3	10	\$50.45	177	3
4/29/2008	AM	1			1		1		1			1	5	10	3	31	\$36.00	131	10
4/29/2008	PM	1	2	2	1	1		4		1	1	1	13	16	2	7	\$58.61	168	4
4/30/2008	AM	1	1		2	1	3	1	1				9	10	3	21	\$36.75	143	7
4/30/2008	PM	1	1	1		3	3	5		1			15	10	4	24	\$36.86	102	6
5/1/2008	AM	1			2	1	1			1			6	10.7	4	6	\$38.61	156	2
5/1/2008	PM	1		2	3	1	2	1	1	1			12	14.6	6	45	\$52.01	149	8
5/2/2008	AM	1	1	1	2					3			7	9.6	5	47	\$34.00	123	9
5/2/2008	PM	1	2		3		1	3	2	1			13	12.1	6	43	\$42.99	114	7
5/5/2008	AM	1			1	1	2	1	1				7	8.7	4	129	\$31.00	103	32
5/5/2008	PM	1	1	1	1	3	3	2	1			1	13	15.3	2	46	\$53.69	182	23
5/6/2008	AM	1	1		2		1	1	1	2		1	12	10.8	9	65	\$40.00	151	7
5/6/2008	PM	1	1	1	1	2		2		1		1	9	15.7	4	15	\$58.25	160	4
5/7/2008	AM	1			1	2			2	2			8	9.7	4	69	\$36.00	112	17
5/7/2008	PM	1	1		1		1	1	3		2	1	10	11.5	3	101	\$42.73	125	34

5/8/2008	PM	1	2	3	2	1	2	2	1	1					14	16.3	2	12	\$60.40	189	6
5/9/2008	AM	1	1		2		1	1	1	2				3	11	10	6	25	\$37.00	124	4
5/9/2008	PM	1			1	1	5	3		3	1				14	10.8			\$39.94	134	
5/12/2008	AM	1			2				2	2	1			2	9	6.4	7	41	\$24.00	131	6
5/12/2008	PM	1	1	1	1		3	4		2		1		13	15.5	1	2	\$57.17	131	2	
5/13/2008	AM	1			2		1							1	4	10.5	3	5	\$40.00	140	2
5/13/2008	PM	1			2	1		2				1	1	7	11.5	3	38	\$42.37	165	13	
5/14/2008	AM	1		1	1	1	1		2	2		1		9	9	6	74	\$34.00	105	12	
5/15/2008	AM	1			1		1			1				1	4	8.6	3	109	\$32.00	99	36
5/15/2008	PM	1		1	1	1	1	1	1	1				7	11.5	3	65	\$42.39	147	22	
5/16/2008	AM	1	1	2		4		1	1					9		6	42		106	7	
5/16/2008	PM	1	2			1	4	1	2	4				14	18.4	2	90	\$67.36	114	45	
5/18/2008	PM	1	1	2	4	2	5	5	2			2		1	24	14.7	8	63	\$53.32	140	8
5/19/2008	AM	1			4		2	1	1	1				9	9.7	6	54	\$36.00	114	9	
5/20/2008	AM	1			2	2		3	1					3	11	10.8	7	19	\$40.00	142	3
5/20/2008	PM	1	1	1	1	3	2	2		2	1			13	13.4	3	26	\$49.43	188	9	
5/21/2008	AM	1			2		1	1		1				5		2	4		120	2	
5/21/2008	PM	1			2	2		1	1	3				9	22.4	4	52	\$85.06	168	13	
5/22/2008	AM	1			3	1				1				1	6	11.5	4	5	\$44.00	136	1
5/22/2008	PM	1	1	3		2	1	4	2	2				15	14.2			\$53.83	143		
5/23/2008	AM	1	1		1		1							3	12.8	2	22	\$49.00	148	11	
5/23/2008	PM	1			1	1		3		1				7	10.9	3	23	\$41.45	183	8	
5/25/2008	PM	1	1		3	1	1		3	2	1	1		1	15	17.5	4	31	\$66.01	206	8
5/26/2008	PM	1	4	1	1	2	1	1	1	2	2	1	2	1	22	17.3	7	83	\$65.19	188	12
5/27/2008	AM	1			5		1		1	1				9	11.8	7	11	\$45.00	147	2	
5/27/2008	PM	1		1	1	1	1	1	1		1	2		1	10	13.4	3	40	\$50.13	184	13
5/28/2008	AM	1			1	1			2					4	11.9	3	158	\$45.50	123	53	
5/28/2008	PM	1	1		1	3	1	1	1	2				1	11	13.3	3	47	\$49.95	120	16
5/29/2008	AM	1			2					2				4	12.6	2	4	\$49.50	158	2	
5/30/2008	AM	1			2	1				1				2	6	9.2	4	8	\$36.00	108	2
5/30/2008	PM	1	2		3	2	5	2		2				16	13.5	4	20	\$52.66	152	5	
6/2/2008	AM	1	1		1	3				2				7	9.8	2	62	\$38.49	114	31	
6/2/2008	PM	1	2	1	2	1	2	3	1			1		13	13.4	3	29	\$52.36	140	10	
6/3/2008	AM	1		1	1					1				3	9.3	2	11	\$36.13	131	6	
6/3/2008	PM	1		1	1	2		2	2	1	1			1	11	14.1	5	52	\$55.00	185	10
6/4/2008	AM	1			1	1	1	1				1		5	10.6	2	56	\$41.11	143	28	
6/4/2008	PM	1		1	2	1	5		1	2	1	2	1	16	13.7	2	4	\$53.49	209	2	
6/5/2008	AM	1			2			2	1	1				6	13.5	2	5	\$52.49	139	3	
6/5/2008	PM	1	1	1	1	1	1	3	4					12	13.6	2	13	\$52.71	143	7	
6/6/2008	AM	1	1		2	1	1	1		1				7	9.8	3	22	\$37.75	125	7	
6/6/2008	PM	1	2	3	3		2	2		2				14	12.8	4	37	\$48.82	124	9	
6/7/2008	AM	1			1					2	1			5	9.5	3	18	\$36.66	96	6	
6/9/2008	AM	1			1		1		1	3				6	10.9	2	5	\$42.86	148	3	
6/9/2008	PM	1	1	2	2	1	3	3		1				13	13.9	2	6	\$54.19	172	3	
6/10/2008	AM	1			3		2					1		6	9.2	4	10	\$35.71	141	3	
6/10/2008	PM	1	2	2	1		2	3	2	3				15	15.3	3	102	\$59.82	132	34	
6/11/2008	AM	1		1	4					2		1		8	13.1	5	14	\$51.19	136	3	
6/11/2008	PM	1	1		3	2	2	3	2	1				14	12.4	4	38	\$48.13	159	10	

6/12/2008	AM	1	2					1	1					4	7.8	2	293	\$30.58	66	147
6/12/2008	PM	1	1	1	2	3	2	1	2					12	12.3	3	32	\$48.04	116	11
6/13/2008	AM	1			2			1			1			4	11	3	7	\$43.28	157	2
6/13/2008	PM	1			1	2	3	2	1					9	10	2	54	\$39.25	125	27
6/14/2008	AM	1		1	1	1	2	2	1	3		1		12	13.5	5	37	\$52.46	182	7
6/15/2008	PM	1	6	1			2	3		1	1			14	17	3	51	\$65.82	164	17
6/16/2008	AM	1			6		1		1	2				10	10	7	41	\$39.16	130	6
6/16/2008	PM	1	1	1		2	1	4		1		1		12	14.4	1	83	\$56.20	108	83
6/17/2008	AM	1			2			1		1				4	9	2	4	\$34.94	140	2
6/17/2008	PM	1			3	4	1	1		3			1	13	11.7	5	28	\$44.96		6
6/18/2008	AM	1			2	1	1			1				5	10.2	2	5	\$40.80	147	3
6/18/2008	PM	1		2	1	3	2	1		3				12	14	1	11	\$56.28	156	11
6/19/2008	AM	1			1		1	3		3				8	10.5	3	6	\$42.13	150	2
6/19/2008	PM	1	1		5	1	1							8	11.5	5	10	\$46.11	193	2
6/20/2008	AM	1							1	1				2		1	28		82	28
6/20/2008	PM	1	1	1	2	1	1	3	1	1				11	17.5	5	57	\$69.70	126	11
6/21/2008	PM	1	3	1	1		5	2	3	2				17	16.9	5	70	\$67.07	202	14
6/22/2008	PM	1	3	2	3	1		4	3	3		1	1	18	18.9	5	90	\$75.00	161	18
6/23/2008	PM	1	1		2		4	3	1			2		13	15	4	55	\$59.71	154	14
6/24/2008	AM	1	3			1		2	1	2				9	9.7	2	116	\$38.10	121	58
6/24/2008	PM	1	2		4	1	1	2	2				1	13		5	90		167	18
6/25/2008	AM	1						2	1	1				4	24.8	3	99	\$98.80	111	33
6/25/2008	PM	1			1	2	2	1			1			7	12	2	8	\$47.59	207	4
6/26/2008	AM	1		1	1	2	1	2				1		8	14.7	3	22	\$58.34	135	7
6/26/2008	PM	1	1	1	1	2		3	2	1	1			13	10.9	6	133	\$42.59	105	22
6/27/2008	PM	1	2				2		1	3				8	12.6	2	58	\$49.24	170	29
6/30/2008	AM	1						1	1	2		1		5	9.8	2	57	\$38.19	128	29
7/1/2008	AM	1			3			1	1	1				6	10.4	5	42	\$41.87	156	8
7/2/2008	AM	1			1				1	1			1	4	12.8	3	8	\$51.01	164	3
7/3/2008	AM	1				1	1	1	1	1				5		1	32		166	32
7/7/2008	AM	1	1		3	1			1	2				9	22.4	6	41	\$89.58	117	7
7/7/2008	PM	1	2		3		2	6	1	1			1	16	19	5	31	\$51.92	176	6
7/8/2008	AM	1	1		2	1		3	1			1		9	12.2	4	61	\$48.25	152	15
7/8/2008	PM	1	4	1	1	3	3	2	1	1				16	14	1	5	\$55.49	168	5
7/9/2008	AM	1		1	2		2	1				1		7	13	2	4	\$51.14	158	2
7/9/2008	PM	1	2		2	1	2	3						10	11.9	3	65	\$47.01	114	22
7/10/2008	AM	1		1	3	3	1	2		2		1		13	11.5	6	27	\$45.52	121	5
7/10/2008	PM	1	2	3		2	2	2		1		1		14	16.7	2	66	\$64.97	150	33
7/11/2008	AM	1			2									2	7.5	2	7	\$29.43	101	4
7/11/2008	PM	1	5		2	1	1	1	1	2	2		1	17	11.7	4	19	\$46.86	161	5
7/14/2008	AM	1			2	1			1	2			1	7	17.2	3	12	\$68.94	158	4
7/14/2008	PM	1	2		1	1	5	6	1			1	1	18	18.2	3	29	\$72.43	156	10
7/15/2008	AM	1		1	3	3		1		1				9	10.4	4	7	\$41.96	149	2
7/15/2008	PM	1	3		1		2	5	2	4			1	19	9.8	4	183	\$39.37	107	46
7/16/2008	AM	1	2		5		1			1				9	9	6	12	\$35.50	134	2
7/16/2008	PM	1		1	3		2	3	1			1	1	12		4	85		124	21
7/17/2008	AM	1			1	1			1	2				5	25.2	3	36	\$99.80	157	12
7/17/2008	PM	1	1			3	1	4	2	1			1	13	12.8	2	24	\$50.00	189	12

7/18/2008	PM	1	1				1		2	4	2			1	11	14.7	4	59	\$57.33	81	15	
7/19/2008	PM	1	1	2	2		1	2	3	1	2	2	1		1	18	19.3	5	61	\$75.00	200	12
7/21/2008	PM	1	4		1					4	1			1	11	12.6	5	78	\$48.85	138	16	
7/22/2008	PM	1	2	2	2		1	5	4	1	3		1		21	16.8	5	20	\$65.00	152	4	
7/23/2008	AM	1			5		2				2			1	10	12	6	15	\$46.55	187	3	
7/23/2008	PM	1	2	2	1			1	1	1	2	1		1	13	15.7	1	2	\$59.66	142	2	
7/24/2008	PM	1	1	2	1		1		3		1				9	11.4	2	12	\$43.53	154	6	
7/25/2008	PM	1	1					4	1	1				1	10	19.8	1	21	\$75.00	140	21	
7/28/2008	AM	1			3		1	1	1	1	1	1			9	16.3	3	20	\$62.30	115	7	
7/29/2008	AM	1			2			2			1				5	16.9	4	58	\$63.98	116	15	
7/30/2008	AM	1			1						2		1		4	10.4	1	3	\$38.19	168	3	
7/31/2008	AM	1			4		2	2							8	10	4	10	\$36.96	130	3	
8/4/2008	AM	1			1	2		2			2	1			8		2	5		151	3	
8/4/2008	PM	1	7	2	3		1	3			2	1			19	16.4	5	13	\$60.41	128	3	
8/5/2008	AM	1	1	1	1				1	3	2				9	11	4	38	\$39.70	103	10	
8/5/2008	PM	1	1		3		3	3	3	2	1				16	13.4	5	17	\$48.19	158	3	
8/6/2008	AM	1			1						1				2		1	2		90	2	
8/6/2008	PM	1			1		3		1	2		1			9	16.5	2	176	\$59.36	88	88	
8/7/2008	AM	1			3			1	2						6	10.6	3	7	\$38.05	161	2	
8/7/2008	PM	1	1		2		1	5	4	1	3				17	12.3	3	10	\$44.51	160	3	
8/8/2008	AM	1	1	1	2		1	1	1	1	2				10	10.9	4	28	\$39.35	144	7	
8/8/2008	PM	1	1	1	2		2	1	1	2	1				11	12.4	4	22	\$44.01	153	6	
8/9/2008	AM	1	1	1	3		2			1	3		1	1	12	15.3	5	123	\$53.83	175	25	
8/9/2008	PM	1	1		4		2	2			1				11	20.1	5	28	\$70.35	251	6	
8/11/2008	AM	1		5				3			1				9	10.4	6	16	\$36.56	151	3	
8/11/2008	PM	1	3	1			1	1	5		1				13	12.1	2	39	\$42.38	94	20	
8/12/2008	AM	1			1			2			1				4	10.9	2	13	\$38.05	169	7	
8/12/2008	PM	1	2	1	1		1	2	3	1	2		1	1	17	12.1	4	33	\$42.56	153	8	
8/13/2008	AM	1			3			2	1		2		1		9	10	4	16	\$34.87	149	4	
8/13/2008	PM	1	3	1	1		1		4						10	14.8	1	3	\$52.05	155	3	
8/14/2008	AM	1							1		2				3	10.4	2	4	\$36.45	148	2	
8/14/2008	PM	1	1	2		2	1	3	1		2				13	16.1	1	10	\$55.80	176	10	
8/15/2008	AM	1			3		1	1			1				6	8.5	4	15	\$30.03	105	4	
8/15/2008	PM	1	1	1	1		2	4	2	1	2				14	12.5	2	22	\$43.65	123	11	
8/16/2008	AM	1			2			2		1	2				7	19.4	3	37	\$66.73	190	12	
8/16/2008	PM	1	2	1	1			10	2	1	2	1			21	17.9	3	29	\$61.88	226	10	
8/17/2008	PM	1	4		2			2	3		1	1			15	16.6	4	21	\$57.56	223	5	
8/18/2008	AM	1			1		2				2				5	10.5	2	38	\$36.64	148	19	
8/18/2008	PM	1	1	1	2			2	4		2				12	14.6	3	18	\$49.68	170	6	
8/19/2008	AM	1			3		1			3	2				9	10	5	66	\$35.00	139	13	
8/19/2008	PM	1	3	2	1		2	2		2	1	1	1		15	11.6	2	16	\$39.73	131	8	
8/20/2008	AM	1					1	3	1		1			2	8	8.5	1	4	\$28.97	95	4	
8/20/2008	PM	1	1		1		2	4	4		2				12	11.4	1	12	\$38.56	167	12	
8/21/2008	AM	1		1					2	2	2				7	11.9	2	14	\$40.11	142	7	
8/21/2008	PM	1		1			2	3	2	3		1			12	12.2	1	59	\$41.10	116	59	
8/22/2009	AM	1			2						3				5	11.3	3	12	\$38.47	159	4	
8/22/2008	PM	1	2	2	1			2			1				8	11.8	1	2	\$40.37	141	2	
8/25/2008	AM	1			6			2		2	1				11	10.5	6	20	\$35.17	145	3	

8/26/2008	AM	1		1	4				1						6	11	5	22	\$36.37	176	4
8/27/2008	AM	1			2	1	1		1	1					7	13	4	35	\$42.94	160	9
8/27/2008	PM	1	3		1	1	4	4							13	24.8	1	2	\$81.58	164	2
8/28/2008	AM	1		1	1								1		4	10.8	4	63	\$35.69	133	16
8/28/2008	PM	1	1			2	4	1	2						10	11.1	1	15	\$38.82	179	15
8/29/2008	PM	1	2	1	2	1	1			1	1				9	10.2	2	6	\$35.79	128	3
9/2/2008	AM	1			1				2	1	2			1	2		1	2		109	4
9/3/2008	AM	1	1		1	1	1	1		3					8	11.1	2	19	\$39.09	150	10
9/4/2008	AM	1			2		2		1	2				1	8	21	4	17	\$73.37	159	4
9/5/2008	AM	1			2			1	1	1	1			1	6	9.8	4	41	\$33.36	120	10
9/6/2008	AM	1			3	3	1	3		7			1		18	13.1	8	75	\$44.89	165	9
9/8/2008	AM	1	1		4				1					2	8	10.9	5	14	\$37.32	140	3
9/9/2008	AM	1		1	2	1	1	2	2						9		5	70		161	14
9/10/2008	AM	1	1		1	1	1	1		2	1				8	18.1	2	42	\$65.22	107	21
9/11/2008	AM	1			2	1	1		1	1					6	9.8	3	7	\$35.42	127	2
9/12/2008	AM	1			4		2	1	2	1		1		1	12	10.9	6	17	\$39.25	145	3
9/13/2008	AM	1			5	1			2						8	14.4	7	27	\$54.72	202	4
9/16/2008	AM	1			1			1	1	1		1			5	9.2	1	21	\$35.21	117	21
9/17/2008	AM	1		1	3				2					6	13.2	4	12	\$50.22	158	3	
9/18/2008	AM	1			5	1		3		2				11	21.6	6	19	\$81.87	145	3	
9/19/2008	AM	1			2		1						2		5		2	6		122	3
9/22/2008	AM	1	2	1	3	1									7	15.7	3	6	\$58.41	147	2
9/23/2008	AM	1			4		1	1		1					7	18.9	5	15	\$70.00	180	3
9/24/2008	AM	1			2		1	1	1		1		1		7		3	43		143	14
9/25/2008	AM	1	1			1				1					3	17.1			\$62.60	177	
9/26/2008	AM	1		1	1	1		2	2	2					9	17.1	3	44	\$62.41	142	15
9/29/2008	AM	1			1		1								2	14.7	1	2	\$52.94	163	2
9/29/2008	PM	1		1				1	1						3	16.3	1	14	\$58.00	170	14
9/30/2008	AM	1		1	4	1								6	10.5	5	12	\$37.59	146	2	
9/30/2008	PM	1		1			1		2					4			2	110		66	55
10/1/2008	AM	1			1		1			4					6		1	2		90	2
10/1/2008	PM	1						1							1	16.8	1	56	\$59.00	39	56
10/2/2008	AM	1			3		1			1		1			6		3	8		141	3
10/3/2008	AM	1			2	1			2		1				6	16.2	4	30	\$56.12	111	8
10/3/2008	PM	1	1		1	2		1	1						6		3	15		147	5
10/4/2008	AM	1	1	1	5	1	1			2					11	17.5	6	33	\$59.49	182	6
10/6/2008	AM	1		1	1					1		1		1	5	13.4	2	6	\$45.24	158	3
10/6/2008	PM	1	2	1	1		1	3	1						9		2	55		223	28
10/7/2008	AM	1					1		1						2	22.2			\$75.52	92	
10/8/2008	AM	1			2	1			2						5		3	49		130	16
10/8/2008	PM	1										1			1					33	
10/9/2008	AM	1		1	1	1	1	1							5	18.6	2	6	\$61.50	125	3
10/9/2008	PM	1					2	1							3	17.8	1	16	\$57.25	141	16
10/10/2008	AM	1			4		2	1	2	1					10		8	61		127	8
10/10/2008	PM	1				1		1							2	20.9			\$66.50	154	
10/11/2008	PM	1	2			1	1	3		3					10	27.8	4	109	\$83.50	179	27
10/12/2008	PM	1	4	1	1		7	5	1	1					20	22.3	6	24	\$68.50	281	4
10/13/2008	AM	1			3		1		1	2					7	13.5	4	28	\$40.38	149	7

10/13/2008	PM	1			1			2	3		1				7		4	115		140	29
10/14/2008	AM	1	1	1			1	2	1						6	16.2	2	20	\$47.70	147	10
10/14/2008	PM	1		1				4	3						8	19.3	3	69	\$57.50	111	23
10/15/2008	AM	1			4	1	1	2	3						11		7	54		129	8
10/15/2008	PM	1					1	3			1				5	22.3			\$64.00	174	
10/16/2008	AM	1	2		1		1	2			2				8		2	153		103	77
10/16/2008	PM	1	3	1				1			1				6	21.2	2	42	\$61.00	135	21
10/17/2008	AM	1			2		1	1	1				1		6		2	16		118	8
10/17/2008	PM	1	1			1		1	2						5	21.4	1	14	\$61.00	174	14
10/20/2008	AM	1					1		2				1		4	18	1	2	\$50.65	145	2
10/20/2008	PM	1		1			1	1	3		1				7	17.5	4	63	\$49.20	176	16
10/21/2008	AM	1						1	2				1		4					132	
10/21/2008	PM	1		2			1	1	2						6	21.8			\$59.00	183	
10/22/2008	AM	1			3	1					1				5	15.5	4	9	\$ 42.69	143	2
10/22/2008	PM	1	1	1				2		3	1				8		4	126		154	32
10/23/2008	AM	1			2			1	1		1		1		6	18.6	3	51	\$49.95	148	17
10/23/2008	PM	1		2				2	1	3	1				9	23.7	3	90	\$63.00	159	30
10/24/2008	AM	1	1		2			1					1		5		2	4		154	2
10/24/2008	PM	1	3	3			2	2	2	8	1				21	21.3	7	97	\$55.00	201	14
10/27/2008	AM	1			3	1	2	4	1				1		12	18.3	5	140	\$47.75	117	28
10/27/2008	PM	1		3				2	3						8	23.3	2	130	\$59.00	96	65
10/28/2008	AM	1			1			3	1	1	1				7		2	46		140	23
10/28/2008	PM	1	2				1	2	2	1					8	15.8	1	34	\$37.50	205	34
10/29/2008	AM	1			5	1		1	1	1					8	18.3	5	16	\$41.58	150	3
10/29/2008	PM	1	1	2	1			1	2						7	19.1	1	2	\$43.50	197	2
10/29/2008	AM	1			3	1	1	1	2		1				9		6	84		137	14
10/30/2008	AM	1			3	1	1	1	2		1				9		6	84		137	14
10/30/2008	PM	1		1				1	2	1					5	21.9	1	29	\$49.00	164	29
10/31/2008	PM	1	4					1							5	19			\$42.00	212	
11/2/2008	AM	1			5			2	1				1		9		5	22		178	4
11/3/2008	AM	1			3			1	1		1		1		7	16.1	4	14	\$34.45	139	4
11/3/2008	PM	1	1			1		1	2	1					6	18.8	1	15	\$39.50	174	15
11/4/2008	AM	1			3	1	1	2	2						9		6	45		156	8
11/5/2008	AM	1			2			1			3				7	13.1	4	15	\$27.50	128	4
11/6/2008	AM	1			1								1		2		1	2		159	2
11/6/2008	PM	1	1		1			1	2		1				6		2	6		79	3
11/7/2008	AM	1			3	1	1	1	1		1				9	18.7	4	20	\$37.54	110	5
11/7/2008	PM	1		1					2						3	18	2	75	\$36.00	93	38
11/10/2008	AM	1					3	2	1				1		7		2	55		140	28
11/10/2008	PM	1		1			1	1	2						6	19.3	2	72	\$38.00	134	36
11/11/2008	PM	1	1					2	3						6	16.5	3	93	\$31.50	205	31
11/12/2008	AM	1			3			1		1					5		3	7		149	2
11/12/2008	PM	1	1					4	3		2				10	20.4	2	49	\$38.75	143	25
11/13/2008	AM	1			2	1			2		1				7	11.5	5	50	\$21.89	120	10
11/13/2008	PM	1	2	1		1		1		2	1				8		2	33		156	17
11/14/2008	AM	1	1		1			1		3	1				7	18.3	3	44	\$34.90	108	15
11/14/2008	PM	1							1	3					4		1	87		140	87
11/15/2008	PM	1	1	2	1		5	6	4				1		20	35	3	28	\$65.00	237	9

11/17/2008	AM	1		3		1		1			1	1			7		4	17			151	4
11/17/2008	PM	1				1	1								2	20.7			\$36.27		159	
11/18/2008	PM	1					1			1					2		1	1			157	1
11/19/2008	AM	1	1	3			1					1			6	17.2	3	13	\$28.89		116	4
11/19/2008	PM	1	1			1		2							4		1	18			122	18
11/20/2008	AM	1		2	2		1								5	20	3	20	\$33.46		138	7
11/20/2008	PM	1					2		1						3		2	15			139	8
11/21/2008	AM	1		1				1		2					4	15.1	1	38	\$25.66		131	38
11/21/2008	PM	1	2	1			1	1							5		2	33			120	17
11/24/2008	AM	1		1	2		1	1	3			1			9	21	4	40	\$33.69		160	10
11/24/2008	PM	1		1			3			1					5	19.2	4	63	\$28.89		124	16
11/25/2008	AM	1	2	2	2			1		1					8		3	12			131	4
11/25/2008	PM	1					1	2		1					4	21.1	3	39	\$31.70		172	13
11/26/2008	PM	1				1	1			1					3		1	1			123	1
11/30/2008	AM	1		2								1			3	17	3	7	\$27.20		187	2
12/1/2008	AM	1			1	1		4		1					7		2	78			115	39
12/1/2008	PM	1		1				2							3	19.1	2	10	\$29.99		108	5
12/2/2008	AM	1			1	1	3			1					6	19.24	1	31	\$30.00		143	31
12/2/2008	PM	1		2						1					3	22.5	3	9	\$36.00		137	3
12/3/2008	AM	1		1	2	1	1			2		1			9	15.6	1	1	\$23.09		129	1
12/4/2008	AM	1		1	1	1									3	14.7	1	2	\$21.90		96	2
12/4/2008	PM	1	1	1		1									3	19.3			\$32.41		124	
12/5/2008	PM	1					2	1							3		2	141			118	71
12/6/2008	PM	1		1	1	2	2	1		1					8		2	15			159	8
12/7/2008	PM	1				2									2	20.5			\$32.01		126	
12/8/2008	AM	1		1		1		3				1			6	19.9	3	166	\$29.87		108	55
12/9/2008	AM	1		4			2					1			7		4	18			146	5
12/9/2008	PM	1		1			1			1					3	19.5	3	18	\$20.50		136	6
12/10/2008	AM	1		1	3	1									5		3	8			126	3
12/10/2008	PM	1		2			1	1							4	19.5	3	12	\$27.92		146	4
12/11/2008	AM	1		2	1	1	2					1			7	13.4	4	36	\$19.33		137	9
12/11/2008	PM	1				1		1							2	14.1	1	1	\$19.73		129	1
12/12/2008	AM	1		1	5		2								8	9.9	5	30	\$14.50		134	6
12/12/2008	PM	1				1		1	4						6		4	133			78	33
12/13/2008	AM	1		2				1							3		3	44			65	15
12/14/2008	PM	1				1				1					2	21	1	12	\$33.22		128	12
12/15/2008	AM	1		2			2	4							8	10.4	5	82	\$16.70		112	16
12/15/2008	PM	1					2			1					3		2	91			109	46
12/16/2008	AM	1		1			1	2		1					5	16.9	1	10	\$26.16		135	10
12/16/2008	PM	1		2			2	2		1					7	13.3	1	112	\$20.61		106	112
12/17/2008	AM	1	1	1	1					1					4		2	7			61	4
12/17/2008	PM	1		1				1							2		2	11			97	6
12/18/2008	AM	1		2			1	2	1			1			7	17.6	3	8	\$27.84		144	3
12/18/2008	PM	1				1		2	1						4		2	11			155	6
12/19/2008	AM	1		2			1			2		1	1		7		3	8			150	3
12/19/2008	PM	1					1		1	1					3	19.1	2	53	\$28.65		118	27
12/22/2008	AM	1	1	2			2	1				1			7		3	66			120	22
12/22/2008	PM	1					1	2		3					6	19.3	2	13	\$27.07		137	7

12/23/2008	AM	1		3			1	4	1	1			10	11.7	5	32	\$16.49	140	6
12/23/2008	PM	1	1				1	4	1				7		4	102		123	26
12/24/2008	PM	1	2										2	16.9	1	16	\$26.23	126	16
12/29/2008	AM	1		2				4			1	1	9		8	140		143	18
12/29/2008	PM	1					1	1					2	20.8	1	18	\$27.92	126	18
12/30/2008	AM	1							1			1	2					145	
12/30/2008	PM	1	1				1						3	20.3			\$27.30	149	
12/31/2008	AM	1	1		1				1		1		6	11	2	4	\$15.41	131	2
12/31/2008	PM	1		1			1						2		1	1		108	1
1/2/2008	AM	2		2		1	2	2	2		1		11	22.3	10	86	\$63.47	137	9
1/3/2008	AM	2		1	2	1		1			1		7	20.1	6	28	\$56.90	198	5
1/4/2008	AM	2		3		3			5	1			13	13.7	10	32	\$40.95	179	3
1/5/2008	AM	2		3				1	2				6	15.3	5	15	\$44.98	233	3
1/7/2008	AM	2		1				2	5				8	18.1	8	78	\$52.59	177	10
1/8/2008	AM	2	1		1	1	1		2				6	11.3	3	12	\$32.46	156	4
1/9/2008	AM	2			1	1	1				1		4		3	37		150	12
1/10/2008	AM	2		3		1			4				8		2	4		149	2
1/11/2008	AM	2	1					1	1				4	22.2	1	1	\$62.88	151	1
1/12/2008	AM	2		1		4	1		2			1	10		5	18		190	4
1/13/2008	AM	2		1	1		1					2	5	23.5	4	8	\$66.00	230	2
1/14/2008	AM	2		5		1	2		2				10	21.6	8	18	\$59.83	155	2
1/15/2008	AM	2		2	1		3	1	1				10	26.7	5	22	\$73.80	141	4
1/16/2008	AM	2		1				2	1				4	19.2	4	69	\$52.72	130	17
1/17/2008	AM	2		1			1	1					3		1	2		145	2
1/18/2008	AM	2		1			1	1			1		4	15.1	4	83	\$40.82	155	21
1/28/2008	AM	2		1	3		1				1		6		5	30		140	6
1/29/2008	AM	2		2		1	2		1			1	7	18.4	5	40	\$50.15	125	8
1/30/2008	AM	2	1		2	1		3	2	1	1	1	12		6	33		102	6
1/31/2008	AM	2		1		1		1	3				6	19.5	4	26	\$52.49	145	7
1/2/2008	PM	2	2	2	1		2	3	2	1			15	17.6	5	34	\$50.67	216	7
1/3/2008	PM	2				1	3	2					6	20.8	2	57	\$62.23	150	29
1/4/2008	PM	2		2	1	1	1	3		1			9	13.7	3	13	\$41.18	129	4
1/6/2008	PM	2		2			2	3					8		1	3		184	3
1/7/2008	PM	2				1		3					5	19.5	1	2	\$58.32	148	2
1/9/2008	PM	2				1	2	2	1		1	1	8	20.9	3	43	\$59.90	126	14
1/10/2008	PM	2		1		1	2	4					8		2	33		144	17
1/11/2008	PM	2		1					1				2	16	1	8	\$45.78	93	8
1/14/2008	PM	2	1			3	1	1	4				10		5	46		162	9
1/15/2008	PM	2	1			1	1	1	1		1		9		4	38		147	10
1/16/2008	PM	2		1	1	1	2		1				8	14.3	4	208	\$39.07	90	52
1/17/2008	PM	2	1		1		3	1					8		2	8		166	4
1/18/2008	PM	2				1	2	1					5		1	108		140	108
1/19/2008	PM	2	2		1		2	2	1			1	9	22.1	4	34	\$60.79	233	9
1/20/2008	PM	2		1	3		3	3	1				11	22.8	5	11	\$61.58	211	2
1/21/2008	PM	2		2		4	4	1		1			12		3	52		168	17
1/28/2008	PM	2		1	1			1	3				6	18.8	4	32	\$51.38	171	8
1/29/2008	PM	2			5		1	2	1	4	1	1	15		12	83		146	7
1/30/2008	PM	2	2		1		2	1	2	2		1	11		4	47		121	12

1/31/2008	PM	2	1				1	3					5		1	31		154	31
2/1/2008	AM	2		1	2		2	2	7	1			15	16.8	12	90	\$45.18	114	8
2/4/2008	AM	2	1	1		1	1	2	2				8	17.9	4	41	\$48.00	148	10
2/5/2008	AM	2			1		1	2	1	1	1		8	17.8	5	46	\$47.68	130	9
2/6/2008	AM	2					1	3	1	1	1		7	10	3	38	\$28.00	111	13
2/7/2008	AM	2					1		1			1	3	21.7	1	3	\$59.82	156	3
2/8/2008	AM	2	1		2	1	1	1					6	21	4	26	\$57.40	160	7
2/10/2008	AM	2			8	1	1	1	2			15	20.5	8	9	\$55.25	192	1	
2/11/2008	AM	2			6		3	1			1	11	17.4	8	15	\$46.83	138	2	
2/12/2008	AM	2	1		2		1	2	1			7	17.4	5	55	\$46.70	148	11	
2/13/2008	AM	2			1		1	1	2			6		4	96		109	24	
2/14/2008	AM	2					1					4	20.6	1	22	\$59.01	122	22	
2/15/2008	AM	2			1			1				4	21.5	2	3	\$60.76	128	2	
2/18/2008	AM	2			2		3	1				3	17.5	7	78	\$48.85	143	11	
2/19/2008	AM	2			1		2				1	5	17.1	3	8	\$47.93	142	3	
2/20/2008	AM	2	1					1	1			3	22.6	2	40	\$62.64	126	20	
2/21/2008	AM	2					1	2				3	19.7	1	141	\$58.94	96	141	
2/22/2008	AM	2	1			1	1	1	4		1	9	15.5	6	109	\$46.14	109	18	
2/23/2008	AM	2	2				1	3	1			7	21	2	31	\$62.54	180	16	
2/25/2008	AM	2		1				1				3	21.4			\$63.07	155		
2/26/2008	AM	2			1			1	1	1	1	9		5	10		138	2	
2/27/2008	AM	2			2		3	4	1	2	1	14	21.4	7	16	\$62.01	143	2	
2/28/2008	AM	2	1	1	1			2	1			6		5	115		110	23	
2/29/2008	AM	2		1	1	1		1				5	7	2	2	\$20.06	148	1	
2/1/2008	PM	2	1				3	1	1			6		1	27		154	27	
2/2/2008	PM	2		1			4	2	2	1		10	22.7	3	48	\$61.35	211	16	
2/4/2008	PM	2	3	1			1	2				7		1	85		105	85	
2/5/2008	PM	2	1					1			1	4	13.7	1	7	\$38.41	147	7	
2/6/2008	PM	2		1							2	3					160		
2/7/2008	PM	2			2			1	1	1	1	6		4	102		125	26	
2/8/2008	PM	2	1	1			1			2		5		1	2		165	2	
2/11/2008	PM	2					1	2	4			7		4	93		119	23	
2/12/2008	PM	2		1			1	2	3			7	13.6	2	57	\$39.49	111	29	
2/14/2008	PM	2					1	1	2	3		9		4	29		162	7	
2/15/2008	PM	2	2				1	2	1	1		7		2	13		140	7	
2/17/2008	PM	2	2		3		2	2		2	1	15	19	5	41	\$55.16	200	8	
2/19/2008	PM	2			2			1				3		3	11		172	4	
2/20/2008	PM	2	1	1	1		2	1	1	1		9		3	20		141	7	
2/21/2008	PM	2		3			2	1	1	1		9		3	11		117	4	
2/22/2008	PM	2	1		2		2	1	2			8		4	59		158	15	
3/1/2008	AM	2		1	1	1	3	3	2	1		12	17.8	3	38	\$50.98	225	13	
3/3/2008	AM	2					1			2		4	20.4	1	6	\$58.54	140	6	
3/4/2008	AM	2						4			1	15		15	108		143	7	
3/4/2008	PM	2					6	2				10	22.5	3	10	\$64.51	69	3	
3/5/2008	AM	2			2		7	2	1			1		7	179		88	26	
3/5/2008	PM	2	2				3			1		6		1	6		139	6	
3/6/2008	AM	2			1			2		1	2	6	21.2	3	51	\$60.49	117	17	
3/6/2008	PM	2		1		1	1	5				8		2	20		142	10	

3/7/2008	AM	2					1		1					5	23.4	2	29	\$70.07	126	15
3/7/2008	PM	2		1		5	1	1	2					12		4	40		127	10
3/8/2008	AM	2	1		1	3	3	1	1					12	21.3	3	24	\$63.58	201	8
3/9/2008	AM	2	1		1		1		2				2	9	24	6	54	\$71.90	211	9
3/10/2008	AM	2			2		1		3					9		6	88		154	15
3/10/2008	PM	2	1	2					2					8	20	2	7	\$59.69	153	4
3/11/2008	AM	2			1								1	2	12.7	1	2	\$37.74	132	2
3/11/2008	PM	2		1	1			1	1					5		2	13		151	7
3/12/2008	AM	2				1	2		1				1	6		2	58		99	29
3/12/2008	PM	2		1		1	1		1					5	25.1			\$77.93	164	
3/13/2008	AM	2				2								5		2	28		127	14
3/13/2008	PM	2		1			1	4					2	8	24.5	2	65	\$75.51	120	33
3/14/2008	AM	2			1		1							3		2	2		176	1
3/14/2008	PM	2			2		2	3	3					13		2	34		145	17
3/15/2008	PM	2		2	1		2	1		1				10		1	1		252	1
3/16/2008	PM	2	1	1			1	1	2		2		1	10	22.6	2	34	\$69.31	210	17
3/17/2008	AM	2		1	3		2		1					12	18.8	7	38	\$57.47	128	5
3/17/2008	PM	2					1						1	3					155	
3/18/2008	AM	2							3					8	24	6	77	\$73.24	142	13
3/18/2008	PM	2			1		1		2					6		1	3		128	3
3/19/2008	AM	2				1	1	1						4	21.9	2	3	\$66.72	156	2
3/19/2008	PM	2	1	1			3	2	1					9		1	90		122	90
3/20/2008	AM	2			1		3	3	1	1				8	21.9	3	4	\$66.82	143	1
3/20/2008	PM	2					3	1	3	1				13		3	30		131	10
3/21/2008	AM	2	1		2		2		3	1				7	20	3	12	\$60.93	149	4
3/21/2008	PM	2	1		1			2	1	1				6					87	
3/24/2008	AM	2				1	1	1					1	6	21.2	4	9	\$64.09	156	2
3/24/2008	PM	2	1			1	1							3					173	
3/25/2008	AM	2			1		1							5	20.2	2	4	\$60.88	161	2
3/25/2008	PM	2		2	1		1		1	1				7		3	27		163	9
3/26/2008	AM	2			1		2	1					1	8		4	11		159	3
3/26/2008	PM	2		1	2		1	1	2	1				10	22.5	3	38	\$72.10	122	13
3/27/2008	AM	2				1			1					4		2	66		129	33
3/27/2008	PM	2					1	5	1					8	19	2	74	\$60.91	120	37
3/28/2008	AM	2		1	1		1	2						10		5	77		128	15
3/28/2008	PM	2		3	1			1						6	25.1	3	30	\$80.35	138	10
3/31/2008	AM	2		1	1		1		2	1				7	10.1	4	27	\$32.19	144	7
3/31/2008	PM	2			2		1	2	3					10		4	28		153	7
4/1/2008	AM	2	1	1	1				1					7	20.9	3	11	\$66.63	142	4
4/1/2008	PM	2	1	1	1			1	3	1				8	15.9	2	29	\$50.77	126	15
4/2/2008	AM	2		1	1		2	1	2				1	8	10.8	2	18	\$34.60	146	9
4/2/2008	PM	2					1	1	1					4		1	5		128	5
4/3/2008	AM	2				2				7				9	16.6	7	140	\$54.79	85	20
4/3/2008	PM	2		1	1		1	1	3	2				10		2	23		128	12
4/4/2008	AM	2			1		2	1	2	2				10	22	5	39	\$72.64	140	8
4/4/2008	PM	2			2	1			1					5		5	68		130	14
4/6/2008	AM	2	1	2			2	1		3				11	16	4	57	\$52.81	236	14
4/7/2008	AM	2			1		1	2	2					15	24	6	38	\$78.94	155	6

4/8/2008	AM	2	2	2	1	3	1	2	3	1	15	7	63	158	9		
4/8/2008	PM	2	1		1	1	1	2	1		6	2	6	\$80.45	143	3	
4/9/2008	AM	2	1			1	1		3	1	7	2	12	152	6		
4/9/2008	PM	2				1	1	1	2		5	3	53	\$74.85	114	18	
4/10/2008	AM	2		1		1	1	1	1	2	7	6	63	\$51.71	155	11	
4/10/2008	PM	2	1		1	1	1	4	3		11	3	12		121	4	
4/11/2008	AM	2				1	1	1	1		4	3	243	\$58.52	110	81	
4/14/2008	AM	2		2	1		1	3			7	5	29	\$49.66	186	6	
4/14/2008	PM	2			1	1	3		2		8	2	7		126	4	
4/15/2008	AM	2		1		2		2			5	2	12	\$71.25	152	6	
4/15/2008	PM	2				1	2	1	3		7	4	30		157	8	
4/16/2008	AM	2	1		1	3		1	2	1	9	4	8	\$61.66	186	2	
4/16/2008	PM	2		1		1	3	1			6	1	2	\$66.25	153	2	
4/17/2008	AM	2		1		2			3	1	7	4	28	\$44.42	151	7	
4/17/2008	PM	2	1	1			1	2		1	5	2	34	\$47.37	124	17	
4/18/2008	AM	2			3	2	1		1		8	5	28		183	6	
4/18/2008	PM	2			1		1	1	2	1	6	3	54	\$68.25	177	18	
4/20/2008	AM	2			1	2		1		2	7	2	5	\$73.71	238	3	
4/21/2008	AM	2		1		1	1		1	1	7	4	74		174	19	
4/21/2008	PM	2	1		3		2		1	1	8	4	7	\$77.92	126	2	
4/22/2008	AM	2	1		1			1		2	5	2	42		136	21	
4/22/2008	PM	2				1	1	4	1		7	2	49	\$67.54	138	25	
4/23/2008	AM	2	1		5	2		3	1		14	8	25	\$42.55	166	3	
4/23/2008	PM	2			1	2	4	1	1	2	9	2	58		113	29	
4/24/2008	AM	2		2		1		1	1		5	3	12		176	4	
4/24/2008	PM	2		2	1	1	3		1		8	2	3		156	2	
4/25/2008	AM	2		4		2			4	2	12	15.6	9	39	\$56.23	136	4
4/25/2008	PM	2			2	2	1		2		7	3	31		145	10	
4/26/2008	PM	2		1	1	5	2			1	10	36.8	2	6	\$132.16	197	3
4/28/2008	AM	2		1	3		1	1			6	4	8		135	2	
4/28/2008	PM	2		2		3		4	1	2	12	2	19		142	10	
4/29/2008	AM	2			2		1		2		5	27	2	2	\$96.69		1
4/29/2008	PM	2		1	2	1	2		1	2	9	20.5	5	24	\$73.72	154	5
4/30/2008	AM	2			1	2			2		5	11.9	2	8	\$42.72	148	4
4/30/2008	PM	2	1	1	1	1	3	5			12	1	2		118	2	
5/1/2008	AM	2	1	1	1	2		3	1	2	12	20	4	136	\$71.27	128	34
5/1/2008	PM	2	2			1	1	1			5				124		
5/2/2008	AM	2			1			3	2	2	9	18.7	5	71	\$66.20	117	14
5/2/2008	PM	2			1	1		3	2	2	10		6	82		98	14
5/3/2008	AM	2	1		7	2	1	1	1	1	17	22.4	7	49	\$79.62	228	7
5/4/2008	AM	2			2	2	2	1	1	1	11		4	45		234	11
5/5/2008	AM	2	1	1	2	2	1	2		1	12	23.4	3	5	\$83.28	147	2
5/5/2008	PM	2	1	2	1	2	1	2			9		4	114		109	29
5/6/2008	AM	2		1	2				1	3	7	24.6	2	3	\$87.12	134	2
5/6/2008	PM	2				2	5				7		1	14		162	14
5/7/2008	AM	2	1		2				1		4	21	3	4	\$77.96	161	1
5/7/2008	PM	2	1		1			3	1	1	7		3	52		123	17
5/8/2008	AM	2			1	2	1	1		1	6	21.6	4	7	\$79.36	160	2

5/9/2008	AM	2		1		2		3			1			7	17.2	3	55	\$63.61	157	18
5/9/2008	PM	2		3		3	2	5	2	2				17	4.4	4	34	\$16.27	127	9
5/10/2008	PM	2	1	1		3	3	3						13	18	3	12	\$66.43	210	4
5/11/2008	AM	2			7	1	1			3	2			14	22.1	7	26	\$81.96	208	4
5/11/2008	PM	2	1		2		6	3		2	1	1		16	25.4	3	41	\$92.85	209	14
5/12/2008	AM	2			3			1	2	1	1	1		13		7	46		156	7
5/12/2008	PM	2	2	1			2	2		1	1		4	9	24.6	1	6	\$90.03	130	6
5/13/2008	AM	2			2			1	1	1		1		6	12.1	4	38	\$44.30	144	10
5/13/2008	PM	2	1		3	1	2		2	1		1		9		5	60		112	12
5/14/2008	AM	2		1			2		1	2				7	18	3	10	\$66.35	135	3
5/14/2008	PM	2		1		4		1		1			1	7		4	6		133	2
5/15/2008	AM	2		1	1			1		1				4	17	3	101	\$61.85	106	34
5/15/2008	PM	2	1				1	1	4		1			8		2	23		98	12
5/16/2008	AM	2			2		1	1	1				2	7	20	5	9	\$72.52	153	2
5/16/2008	PM	2	2		2		2		1	1		1		9		3	4		111	1
5/19/2008	AM	2			2			1	1	1	2		3	10	17.3	5	49	\$62.88	130	10
5/19/2008	PM	2			1			4						5	19.2	1	2	\$70.30	197	2
5/20/2008	AM	2					1							1					163	
5/21/2008	AM	2	1					2		1				5	22.3	4	33	\$84.70	138	8
5/21/2008	PM	2	3	3				1	2	3				12	13.9	6	65	\$52.75	116	11
5/22/2008	AM	2			1				2	1				4		2	7		130	4
5/22/2008	PM	2	1						2	1	2			6	20.4	2	19	\$77.87	138	10
5/23/2008	AM	2			1					1			1	3		3	15		139	5
5/23/2008	PM	2	1	1				2	2	1	2			9	19.6	2	55	\$74.01	116	28
5/27/2008	AM	2	1	1	4					1	1	1		13		10	38		133	4
5/27/2008	PM	2					1	1	3					5	20.8	1	15	\$77.76	143	15
5/28/2008	AM	2				1	1				2	1		5		2	176		87	88
5/28/2008	PM	2	1								1			2		1	4		61	4
5/29/2008	AM	2				1	2			1				4	18.7	1	15	\$69.87	161	15
5/29/2008	PM	2	2	1	1		1	2	1		2			10		5	94		134	19
5/30/2008	AM	2						2						2	20.3			\$79.28	144	
5/30/2008	PM	2			1			1	5		2			9	20.4	2	11	\$79.65	149	6
6/1/2008	AM	2			2			2	2	1				9		5	27		194	5
6/2/2008	AM	2			2				3					5	22.3	2	2	\$86.60	131	1
6/2/2008	PM	2	2	1				1	2					6		1	5		124	5
6/3/2008	AM	2			2			1			1			4	19.4	2	4	\$74.93	137	2
6/3/2008	PM	2	2						2	2	1			7	18.5	2	11	\$72.32	124	6
6/4/2008	AM	2	1					2		2				5		3	110		113	37
6/4/2008	PM	2	2		1		2		2		1			8		2	17		122	9
6/5/2008	AM	2			2			1			1		1	6	21.7	5	69	\$83.29	134	14
6/5/2008	PM	2	2		1			3	2	2	3	1		15	18.8	4	46	\$72.00	177	12
6/6/2008	AM	2			3				1		1	1	1	7		5	35		107	7
6/9/2008	AM	2			2		1	1	1		1			7	16.8	4	4	\$65.76	154	1
6/10/2008	AM	2			1			1	2		1			5		2	4		127	2
6/10/2008	PM	2		1				1	2	5	1			10	23.5	7	126	\$91.15	113	18
6/11/2008	AM	2			1				1		1			3	10.1	2	9	\$39.11	134	5
6/11/2008	PM	2	1						1	1	1			4		2	40		121	20
6/12/2008	AM	2			1			1	1		1		1	5	16.8	1	16	\$65.05	130	16

6/12/2008	PM	2	2				1	3		1	1								8				139		
6/13/2008	AM	2		1			1	1	2	2									7	19.2	5	19	\$74.08	135	4
6/13/2008	PM	2		1		2	1	1	4		1								10	21.7	2	9	\$83.97	140	5
6/16/2008	AM	2		1		1	1	1	1					1					6		4	30		132	8
6/16/2008	PM	2	2	1		4		1		1									9	25.6	1	12	\$100.00	146	12
6/17/2008	AM	2		2						4									6		4	5		139	1
6/17/2008	PM	2		2		1		3	1		1								8	22.4	1	14	\$86.95	107	14
6/18/2008	AM	2		1						1									2	7.9	2	8	\$30.26	115	4
6/18/2008	PM	2	1	1	1			3	2	1	1								10	10.9	3	56	\$43.73	119	19
6/19/2008	AM	2		1				1		3	1	1			1				8		4	46		128	12
6/19/2008	PM	2		2		2		2		2	1								7	26.8			\$107.11	138	
6/20/2008	AM	2		1				1	1	1	1		1						5	10.6	3	11	\$42.05	146	4
6/20/2008	PM	2		2		2	2	2		2	1								9	15.1	2	5	\$60.59	132	3
6/21/2008	PM	2	2	1	2	2	2	5	1	2									17	15	3	8	\$60.18	277	3
6/22/2008	PM	2	3	1	5	4	8	1		1		1							24	17.4	6	12	\$69.88	191	2
6/23/2008	AM	2		2		1	2	1	1	2		1							10		6	86		118	14
6/23/2008	PM	2		2				2	1	4									9	18.9	5	31	\$74.50	111	6
6/24/2008	AM	2		1		1				2									4	12.5	1	1	\$49.23	156	1
6/24/2008	PM	2	2	1	1			1	1	1		1							8		1	7		103	7
6/25/2008	AM	2	1	3		1		3		3									8	17	3	5	\$66.96	151	2
6/25/2008	PM	2	2		1			3	2	1									9		2	30		150	15
6/26/2008	AM	2	1	1	1	1		2		2					1				9	23.1	6	37	\$90.36	140	6
6/27/2008	AM	2		1		2				1									4	16.6	3	16	\$65.08	167	5
6/27/2008	PM	2		2				4			1		1		2				9	16.5	2	37	\$65.71	112	19
6/28/2008	AM	2		4		3	1			1		1			1				11		5	8		160	2
6/29/2008	AM	2		3	4			4	1	1	2								15	18.5	7	93	\$72.44	165	13
6/30/2008	AM	2						2	3			1			2				8	17.9	6	40	\$69.54	145	7
6/30/2008	PM	2	1			2	1	3		2									9		5	71		113	14
7/1/2008	AM	2	1	2															3	22	2	4	\$88.04	147	2
7/1/2008	PM	2	1	1				1	1	1									5	22	1	9	\$87.78	181	9
7/2/2008	AM	2		4		1		2		1		1			1				10	11.6	6	21	\$46.26	140	4
7/2/2008	PM	2	1	2				2	4	1			1						11		1	4		106	4
7/3/2008	AM	2	1			1		2		2			1						7	17.6	4	31	\$69.75	148	8
7/3/2008	PM	2		2	2			2	5	1					2				12	21	4	30	\$83.50	115	8
7/5/2008	PM	2	3	1	4	3	9	2		1									23	18.7	6	8	\$73.30	197	1
7/6/2008	PM	2	2			1	5	3		2		1							14		1	3		206	3
7/7/2008	AM	2		1				1		2		1							5		3	9		160	3
7/7/2008	PM	2	1		1			2	5										9	18.3	2	22	\$71.66	119	11
7/8/2008	AM	2		1		1	2	3		1		1							9	11.2	2	39	\$43.63	127	20
7/8/2008	PM	2	2		1	1	2		1	3		1							11		3	41		140	14
7/9/2008	AM	2				1	2	1	1	2									7	22.6	3	70	\$88.20	130	23
7/9/2008	PM	2	1		2				2				1						5		3	36		118	12
7/10/2008	AM	2						1	2	2									6	22.2	3	67	\$86.11	136	22
7/10/2008	PM	2	2		1			2	1	2		1							9		4	40		151	10
7/11/2008	AM	2		1		2	2	2	1	3		1							12	23.7	2	4	\$95.15	158	2
7/11/2008	PM	2	2			1	1		1	2									7		1	43		124	43
7/14/2008	AM	2	1		1	1	4	1	1										9	18.2	3	93	\$72.35	141	31
7/14/2008	PM	2	1		1			3	2						1				8		3	10		161	3

7/15/2008	AM	2	1	1	3	1	1							8	22.8	4	88	\$90.33	61	22
7/15/2008	PM	2	3		2	2	1							11	21.1	3	5	\$82.95	115	2
7/16/2008	PM	2			1	1		4	1					8		2	11		115	6
7/17/2008	AM	2			1	2	1		1					7	21.8	3	36	\$85.33	157	12
7/17/2008	PM	2	1					1	4					9		1	2		129	2
7/18/2008	AM	2			4			1	1	1				10	17.8	8	50	\$69.43	143	6
7/18/2008	PM	2	2		2	1	1	2	2					10		4	14		105	4
7/20/2008	AM	2	1		1	1		2	3					12	26.2	6	142	\$101.73	240	24
7/21/2008	AM	2				1								2		1	448		39	448
7/22/2008	AM	2		1	2				3	1				8	24.2	4	65	\$93.47	108	16
7/22/2008	PM	2	1	1	1			2	3					9	22.4	1	3	\$86.44	178	3
7/23/2008	AM	2	1					1	1					6		2	7		155	4
7/23/2008	PM	2			1	1	2	2						7	20	1	2	\$76.60	148	2
7/24/2008	AM	2		1	1			1	1					3	17.7	2	34	\$67.38	181	17
7/24/2008	PM	2		2		1		1	2					8		2	39		113	20
7/25/2008	AM	2		1		1	1		1					7		3	203		135	68
7/25/2008	PM	2	1	1	1			1	1	1				6	25.2	3	28	\$95.68	137	9
7/26/2008	AM	2	2		1	1	3	7	2					18	27	5	75	\$102.40	176	15
7/27/2008	AM	2	1	1	1	1	4	1						10	19	3	27	\$71.53	251	9
7/28/2008	AM	2	1	1	2	2		1						11		3	6		225	2
7/28/2008	PM	2	2	1	1	1	1	2	3					15	22.5	5	24	\$84.73	140	5
7/29/2008	AM	2			1			1						4	15.8	1	1	\$59.71	157	1
7/30/2008	AM	2							4					9		6	170		95	28
7/30/2008	PM	2		2		1		2						5					97	
7/31/2008	AM	2	1	1			4		2					10	23.1	4	44	\$84.53	128	11
7/31/2008	PM	2	2	2			1		3					8		1	4		131	4
8/1/2008	AM	2			2	1								6		6	8		126	1
8/1/2008	PM	2	3		1	2	1		2					10		2	19		144	10
8/4/2008	PM	2	1	1	1	1	2	2						9	21	3	14	\$75.72	116	5
8/5/2008	PM	2	1	2			4	4	1					12		3	28		119	9
8/6/2008	PM	2		1		2	1	2	1					7					113	
8/7/2008	PM	2		2		1		5	1					9					138	33
8/8/2008	PM	2	2		1		2	2	2					10	22.4	4	48	\$79.35	117	12
8/10/2008	PM	2	1				4	3						9	20	2	2	\$69.85	198	1
8/11/2008	AM	2			2	1	1	1						7		5	11		186	2
8/11/2008	PM	2	1	1		1	1	2	1					7	19.1	1	5	\$66.43	161	5
8/12/2008	AM	2	1	1	1	1		2						7	26.1	3	5	\$91.19	157	2
8/12/2008	PM	2	3	1	1	1	3	1	1					13	18.6	2	7	\$64.72	159	4
8/13/2008	AM	2			1		4	2						8	13.2	2	73	\$47.85	145	37
8/13/2008	PM	2	1		1		3	1	1					7		2	13		149	7
8/14/2008	AM	2	1		2				1					7	12.9	3	4	\$44.83	150	1
8/14/2008	PM	2	1		1		4	2	1					9	21.8	2	20	\$75.61	183	10
8/15/2008	AM	2					3	1	1					7		2	173		129	87
8/15/2008	PM	2	2			1	1	1						6	19.5	1	72	\$67.30	92	72
8/18/2008	AM	2	1		4		1	1	2					11		5	105		141	21
8/18/2008	PM	2		2			1	2	2					7	24	1	4	\$81.62	171	4
8/19/2008	AM	2					2	1	2					9	8.8	5	52	\$30.08	154	10
8/19/2008	PM	2	4			2	4	2						13					150	

8/20/2008	AM	2			1	1	1				4		7	19.4	1	20	\$66.01	98	20
8/20/2008	PM	2					3	4		1			8		4	77		143	19
8/21/2008	AM	2	1				4	1					6	22.2	2	22	\$74.92	119	11
8/21/2008	PM	2		2		1	2	2		1			8	4.6			\$15.57	133	
8/22/2008	AM	2	1	1	1	1	2	1	1	1			9	17.9	2	12	\$60.62	163	6
8/22/2008	PM	2	1			2	2	6	2	1			14	23.5	4	51	\$79.02	156	13
8/23/2008	AM	2	1		1		2	2	2	1		1	10		4	149		174	37
8/24/2008	AM	2				2		5	1				9	19.8	3	96	\$65.40	194	32
8/25/2008	AM	2			8	1	1	2	2			1	14	20.7	12	35	\$68.20	167	3
8/25/2008	PM	2					3	4	1				8		1	21		167	21
8/26/2008	AM	2		1	3	1	2	1	1		2		11	21.8	5	28	\$71.45	147	6
8/26/2008	PM	2	1			1	3	3	1				9		1	15		166	15
8/27/2008	AM	2			3	3	1	1	1		2		11	19.4	5	28	\$63.51	177	6
8/27/2008	PM	2	1	3			3	3		1			11	25.4	1	9	\$83.46	158	9
8/28/2008	AM	2	1	2	2	1	4	1	2	1			14		4	22		147	6
8/28/2008	PM	2		1		1	1	3	1	1	1		9	26.9	2	23	\$94.07	166	12
8/29/2008	AM	2	1		3	3	3	2	1	2			16	12	5	18	\$42.05	149	4
8/29/2008	PM	2	1	1			2	4	1			1	10		1	9		129	9
8/30/2008	PM	2	1	1		2	3	3	1	1			12	23	3	68	\$80.41	220	23
8/31/2008	PM	2	2	2	1	1	3	1		3	1		14	24.3	3	10	\$84.95	269	3
9/1/2008	AM	2	1		2		4	1		6			14	7.9	2	3	\$27.89	224	2
9/2/2008	AM	2			1	2	2	1		3			9	37.9	1	1	\$131.45	142	1
9/2/2008	PM	2		2		2	2	2					8					193	
9/3/2008	AM	2	1	1	3	1			3	1			10	20.3	4	15	\$70.24	151	4
9/3/2008	PM	2			1			2				3			1	4		144	4
9/4/2008	AM	2	1	2	1	2	3	3	3	4			19	19.9	5	29	\$68.49	138	6
9/4/2008	PM	2	1	2	1		2	2	1	1	1		11	11.3	5	72	\$38.64	125	14
9/5/2008	AM	2				1	1	1	2	5			10	13	4	16	\$45.52	144	4
9/5/2008	PM	2	3	1						1			5	11.1	1	6	\$37.71	150	6
9/8/2008	AM	2			1	1		2		2		3	9	20.1	3	6	\$68.45	148	2
9/8/2008	PM	2	1	3	2			1	1	3			11	16.9	4	22	\$57.30	172	6
9/9/2008	AM	2		2				1	1	1			5	17.1	2	33	\$61.73	162	17
9/9/2008	PM	2	1				2	2		1			6		1	185		95	185
9/10/2008	AM	2	1	1	3	2		1		1			9	20.5	4	60	\$73.95	140	15
9/10/2008	PM	2	1			1	1	4	1	1			9		1	15		134	15
9/11/2008	AM	2		2		1		2	1	1			7	17.4	4	92	\$62.93	137	23
9/11/2008	PM	2	5				1	3		1	1		10	17.6			\$65.41	143	
9/12/2008	AM	2		2	5		4		1	1		1	14		6	9		155	2
9/12/2008	PM	2	2		1	2	4	2	1	2			14	21.7	3	7	\$80.29	144	2
9/15/2008	AM	2	1	2	2	1	1	2	1	2		2	15		7	21		149	3
9/15/2008	PM	2	2		2	1	2	4	1				12	22.3	3	10	\$85.07	125	3
9/16/2008	AM	2	1		1	2		1		2	1		8	12.5	3	67	\$47.58	121	22
9/16/2008	PM	2	1	3	2	1	1	1	3	1	1		14	12	4	26	\$45.66	137	7
9/17/2008	AM	2		1				1		1			4		1	3		146	3
9/17/2008	PM	2	1	1	1		1	2	3	1			10	22.8	4	30	\$85.73	157	8
9/18/2008	AM	2			1			1		3	1		6	13.7	4	66	\$51.50	152	17
9/18/2008	PM	2	1	1			2	2			1		7					129	
9/19/2008	AM	2	1	3			1			1			6	22.2	2	37	\$83.68	138	19

9/19/2008	PM	2	1		1		2	3					7	15	2	3	\$56.67	167	2
9/20/2008	PM	2	1				3	3	3	2	5	1	18		3	10		227	3
9/21/2008	PM	2	1	1	2		1	3	1		1	1	11	36.3	3	4	\$132.49	245	1
9/22/2008	AM	2		1	3		1			2	2		9		7	76		142	11
9/22/2008	PM	2	4	2	2				4				12	23	2	2	\$84.46	158	1
9/23/2008	AM	2			4						2		6	14.2	6	29	\$52.59	187	5
9/23/2008	PM	2	2	1	1			1		1			6		2	14		170	7
9/24/2008	AM	2			3			1			3		9	23.2	7	15	\$84.42	158	2
9/24/2008	PM	2	1			2		1	1		3		8		2	91		119	46
9/25/2008	AM	2		1							1	1	4	23.9	2	22	\$84.20	146	11
9/26/2008	AM	2	1		2			2			1		7	14.5	4	11	\$52.35	166	3
9/26/2008	PM	2	1	2		1	1	2					7	13.1	1	11	\$47.47	127	11
9/28/2008	AM	2	1		1								5					106	4
9/29/2008	AM	2			1		2	1	3	2	2		13	16.9	7	37	\$60.49	156	5
9/29/2008	PM	2	1	2	1		2	1	3	1	1		12	19.8	2	5	\$71.61	161	3
9/30/2008	AM	2					1		2	2	1		8		5	53		122	11
9/30/2008	PM	2	1	1					2				4	19.5	1	23	\$68.65	137	23
10/1/2008	AM	2	1	1							1		3		1	19		86	19
10/1/2008	PM	2	1				1	1	3	1	1		8	20.1	1	10	\$70.56	131	10
10/2/2008	AM	2			1				1				2		2	13		137	7
10/3/2008	AM	2								2	3		5	14.5	3	18	\$50.95	108	6
10/6/2008	AM	2			2				1	3			8		5	75		144	15
10/7/2008	AM	2				1		1	1			1	4	17.2	1	9	\$57.00	135	9
10/8/2008	AM	2								2			2		1	2		80	2
10/9/2008	AM	2					3		2		1		6	17.1	2	36	\$54.78	163	18
10/10/2008	AM	2			1		1				1		3		2	3		155	2
10/11/2008	AM	2	2	1	2			1	2	2	3		14	22.8	12	154	\$68.44	156	13
10/13/2008	AM	2			3		3		2	1		1	15	25.4	9	23	\$76.20	173	3
10/14/2008	AM	2									1		1					101	
10/14/2008	PM	2	2	2					2				6	16	1	2	\$46.45	122	2
10/15/2008	AM	2			1			1		1	1		4		3	104		115	35
10/15/2008	PM	2	2				1	3		2	2		10	20.4	3	24	\$58.77	185	8
10/16/2008	AM	2	2	1			1			1	3		9	14.2	6	200	\$41.01	111	33
10/16/2008	PM	2		1					1		2		4	12.8	2	138	\$36.82	87	69
10/17/2008	AM	2	1							1	1		3		2	165		101	83
10/17/2008	PM	2					1				4	1	6	16.3	2	110	\$45.74	97	55
10/19/2008	AM	2									1	1	3	15.8	1	1	\$44.41	228	1
10/20/2008	AM	2				1	2	6	1		1		11		4	35		183	9
10/21/2008	AM	2	2		1							2	5	19.5	1	1	\$53.83	159	1
10/21/2008	PM	2	1						1	1			3	16	1	50	\$42.92	140	50
10/22/2008	AM	2			3						1	3	7	12	5	17	\$32.27	153	3
10/22/2008	PM	2					2	1	2	1	1	1	7	10.8	2	51	\$29.13	135	26
10/23/2008	AM	2		1	1		1			1	1		6		5	171		138	34
10/23/2008	PM	2	1	2				2	1	2		1	8	24.7	3	52	\$69.19	149	17
10/24/2008	AM	2					1	1	1		2		5		3	5		171	2
10/24/2008	PM	2	3				1		4		2	1	11	19.8	1	194	\$51.00	138	194
10/25/2008	PM	2	1				2	4	2				9	20.4	1	9	\$52.32	235	9
10/26/2008	PM	2	2	1				4	1		2	1	11	24.2	1	5	\$60.00	293	5

10/27/2008	AM	2	1	1	3		1	3	2	3	1	1		16		8	85		155	11
10/27/2008	PM	2	2	1		2	2	2	1	2				12	21.3	4	93	\$52.49	140	23
10/28/2008	AM	2	2					1	1	3				7	15	4	28	\$36.11	152	7
10/28/2008	PM	2	1	1		1	1	1	1	1				7					137	
10/29/2008	AM	2			1			1	1	1				4	18.3	4	64	\$41.72	129	16
10/29/2008	PM	2		2	1		1	1	1	2				8	20.3	4	15	\$46.19	172	4
10/29/2008	AM	2				1				1			1	3		2	6		176	3
10/30/2008	AM	2				1				1			1	3		2	6		176	3
10/30/2008	PM	2		2		1	2	1						6	24.9			\$54.92	183	
10/31/2008	AM	2			1	4	1	1		2			1	10	15.1	4	29	\$33.09	181	7
10/31/2008	PM	2	2		1		3	3						9		1	1		148	1
11/3/2008	PM	2	4				1	1	1	1				8	20			\$42.04	127	
11/4/2008	PM	2	2	1		1	2		2					8	20.5	1	33	\$42.69	117	33
11/5/2008	PM	2				1	1	3	2	2				9	15.7	5	75	\$31.42	120	15
11/6/2008	PM	2	2				1	1						4		1	12		162	12
11/7/2008	PM	2	1			2	5	1	1					10	19.7	2	111	\$38.72	133	56
11/10/2008	PM	2	2	1	1			2	1	2				9	11.4	1	1	\$22.50	147	1
11/12/2008	PM	2	1			1		3	2	1				8	13.5			\$24.40	166	
11/13/2008	AM	2						1	1				1	3		2	5		128	3
11/13/2008	PM	2	1		1					3				5	17.3	3	16	\$32.16	119	5
11/14/2008	AM	2	1			1	1	1	5					9	8.8	5	152	\$15.86	135	30
11/14/2008	PM	2	1			1		3	3	2				10	15.2	1	34	\$27.21	131	34
11/17/2008	AM	2			2		1	1	1	2			1	7	13.4	5	32	\$23.50	164	6
11/17/2008	PM	2	1	2	1	1		1		2		1		9	10.4	2	4	\$18.33	190	2
11/18/2008	AM	2			3		1						1	7		5	49		108	10
11/18/2008	PM	2				1		2		1			2	4	22.5	2	22	\$38.14	166	11
11/19/2008	AM	2				1	1	1		1	1			5	14.1	2	3	\$36.00	107	2
11/19/2008	PM	2		1		1		1	1	3				7	19.4	1	11	\$32.20	136	11
11/20/2008	AM	2					1		1	3				5		4	148		107	37
11/20/2008	PM	2				2	1	2		3		1		9	21.8	3	49	\$34.98	181	16
11/21/2008	AM	2			1		1	1	1		1			5		2	34		132	17
11/21/2008	PM	2	1	1		1	2	4		9				9	24.4	1	17	\$36.60	147	17
11/24/2008	AM	2	2		2	1	5	4	2	3	1	2		22		4	39		156	10
11/25/2008	AM	2	1		3				1					5	18.6	4	15	\$27.79	133	4
11/26/2008	AM	2			1			2		1			1	5	16.8	4	12	\$24.98	142	3
11/26/2008	PM	2			1	1	2	1	2					7		2	35		139	18
11/28/2008	AM	2	1		3		3	1	1	1	1	2		13	17.4	6	68	\$26.00	139	11
11/29/2008	PM	2	1	1		3	3	2		3				13	23.3	2	36	\$37.38	244	18
12/1/2008	AM	2				1	1		5			2		9	14	5	136	\$22.50	95	27
12/1/2008	PM	2	1				1	3	1	2				8		2	10		120	5
12/2/2008	AM	2			1			1	1	1			1	5	19.3	5	13	\$30.19	119	3
12/2/2008	PM	2							1	1				2		2	14		154	7
12/3/2008	AM	2	1		1	1	1	1	1					6	10.2	2	36	\$15.30	130	18
12/3/2008	PM	2				1	1	1	2	1			1	6	19.2	4	116	\$28.87	194	29
12/4/2008	AM	2				1		1					1	3		1	1		138	1
12/4/2008	PM	2		1		1	1	2			1			6		2	50		138	25
12/5/2008	AM	2	3	1	2			1	3			1		12	11.9	5	46	\$20.00	131	9
12/5/2008	PM	2		1				1						2	24.3			\$36.43	126	

12/6/2008	AM	2	3		3	1	2	1		3				13		5	74		196	15
12/8/2008	AM	2			1		3	1	2	1		1		9	21	5	77	\$34.68	133	15
12/8/2008	PM	2	2				1	3						6	16			\$22.88	166	
12/9/2008	AM	2					2	1	2	2				7	16.7	5	69	\$24.70	161	14
12/9/2008	PM	2	2					2	1	1				6		3	90		134	30
12/10/2008	AM	2			1		1	3		2				7	14.9	6	17	\$21.45	154	3
12/10/2008	PM	2	2			1		2	1					6		2	24		139	12
12/11/2008	AM	2							1	1			1	3	13.3	3	10	\$18.62	144	3
12/11/2008	PM	2				1	1	1	4	1				8		3	52		139	17
12/12/2008	AM	2					1			2		1		4	15.7	2	22	\$25.23	141	11
12/12/2008	PM	2		1				1	2	1				5		2	32		134	16
12/13/2008	AM	2			1		2			3				6	19.7	3	92	\$31.58	169	31
12/14/2008	AM	2												0					22	
12/15/2008	AM	2	1		3			1	5			2	1	15	19.4	9	115	\$30.00	122	13
12/15/2008	PM	2	2	1	1			2	3		2			11	19.1	4	76	\$29.40	133	19
12/16/2008	AM	2			1					2				3		2	75		116	38
12/16/2008	PM	2					1	4			3		1	9	16.4	3	76	\$25.27	96	25
12/17/2008	AM	2			1						1		1	3	18.3	3	5	\$18.33	137	2
12/18/2008	AM	2						1	2	2	1		1	5		4	69		120	17
12/18/2008	PM	2				1	1	2		1				5		2	18		162	9
12/19/2008	AM	2						1	1	1		1		3		1	56		152	56
12/19/2008	PM	2	1	1			1	1		1				5	20	1	1	\$28.09	174	1
12/20/2008	PM	2	1		1		2	1	1		1	2	1	10	20.1	2	8	\$27.80	263	4
12/21/2008	PM	2	1	1		1	4	4		2	1		1	17	22.1	3	39	\$30.95	237	13
12/22/2008	AM	2		1			5	3		1				2		4	19		171	5
12/22/2008	PM	2	4				5	2	1	2				14	22.2	2	4	\$30.21	155	2
12/23/2008	AM	2	1	1	2		1		1	2	1	1		10	10.6	6	74	\$15.37	125	12
12/23/2008	PM	2	2	1			1	1						5	16.7			\$23.45	158	
12/24/2008	AM	2			2		1		1			2	2	10	11.4	5	19	\$16.00	156	4
12/24/2008	PM	2	1				1		2					4	12.4	2	29	\$16.16	157	15
12/26/2008	AM	2		1	2			2	3					8		5	150		148	30
12/27/2008	AM	2	1	1	1	1	1	1	1		1		4	12	23.9	7	137	\$32.72	190	20
12/28/2008	AM	2	1				1	1			1	3		7	20.8	5	25	\$28.60	239	5
12/29/2008	AM	2			1								1	2		1	2		60	2
12/29/2008	PM	2	2	1			2	2	1		1			9	16.1			\$19.88	159	
12/30/2008	AM	2			1			1		1		2		5	11.2	4	5	\$15.10	133	1
12/30/2008	PM	2					2	2	1					5					182	
12/31/2008	AM	2			2			1						3	15.5	3	29	\$20.22	149	10
12/31/2008	PM	2					1	1	1	4				7	20.6	4	28	\$25.36	155	7
1/2/2008	AM	3					3	1		3	1			8	11.2			\$32.13	130	
1/3/2008	AM	3					3	1	2	1				7	15.7	3	17	\$44.67	152	6
1/4/2008	AM	3						2		1				3	18	3	13	\$53.00	126	4
1/5/2008	AM	3		1	1		2	1	2		1	1		9	13.1	3	104	\$38.87	156	35
1/7/2008	AM	3			2	1	1	2						6	9.6	3	5	\$28.87	112	2
1/8/2008	AM	3						2	1	1			1	5	17	2	70	\$49.32	78	35
1/9/2008	AM	3	1						1	1			1	4	23.3	3	32	\$67.74	111	11
1/10/2008	AM	3					2			1				3	21.5			\$62.37	106	
1/11/2008	AM	3					1	2	2					5	18.6	3	31	\$54.20	89	10

1/14/2008	AM	3		1			1	1					3	13.9	1	4	\$38.97	108	4
1/15/2008	AM	3		1	1			1	3	1			7	25.8	4	18	\$72.27	105	5
1/16/2008	AM	3			1			1					4	11.8	1	1	\$33.55	121	1
1/17/2008	AM	3			1				2				6	7.9	3	13	\$21.81	90	4
1/18/2008	AM	3	1		1			1	3	2			8	11.2	5	63	\$31.57	95	13
1/19/2008	AM	3	2		2		1		1	2			8	25.1	6	34	\$70.50	155	6
1/21/2008	AM	3	3		1							1	5		1	3		106	3
1/22/2008	AM	3											2	20.7			\$55.56	128	
1/23/2008	AM	3						1	1				4		1	35		105	35
1/24/2008	AM	3		1				2	1				4	15	3	16	\$40.63	100	5
1/25/2008	AM	3			1		1		2	1			5		3	59		125	20
1/26/2008	AM	3		2	2					1			5		4	21		147	5
1/28/2008	AM	3	1		1			1	1	1			7	25.4	1	16	\$70.42	121	16
1/29/2008	AM	3										1	2	10.9			\$30.18	115	
1/30/2008	AM	3			1			1	4	2	1	1	11		5	57		100	11
1/31/2008	AM	3						1	1	3			5	11.6	2	23	\$32.51	105	12
1/2/2008	PM	3				2	1	2	1			1	8	19.2	2	8	\$55.00	247	4
1/3/2008	PM	3						2					2	9.4	1	4	\$27.31	80	4
1/4/2008	PM	3					3		3		4		10	17	3	39	\$51.00	153	13
1/6/2008	PM	3	1		1			4	1	3		1	13	17.2	3	17	\$51.00	196	6
1/7/2008	PM	3	2	1				1	2		1		7		1	3		114	3
1/8/2008	PM	3		1			1	1		4		1	9		4	50		137	13
1/9/2008	PM	3	1					1		2			4		1	23		159	23
1/10/2008	PM	3						1	1	2	1		5		2	27		111	14
1/14/2008	PM	3						1	2	1	1		5		2	106		149	53
1/15/2008	PM	3	1		2			3	4				10	12.8	2	5	\$36.00	152	3
1/17/2008	PM	3	1	1	1		1		1			1	6		1	1		144	1
1/18/2008	PM	3						2	1	2			5		2	28		150	14
1/22/2008	PM	3					2						2	38.7			\$105.50	158	
1/23/2008	PM	3		1			1			2	1		6	17.4	3	27	\$47.00	141	9
1/24/2008	PM	3	1					3	5		1		10	12.9	3	26	\$36.00	134	9
1/25/2008	PM	3								1			1	12.6	1	21	\$35.00	93	21
1/28/2008	PM	3	1				1			1	1		4	7.2	2	47	\$20.00	110	24
1/29/2008	PM	3	2		1				1	1	2		9	12	5	64	\$33.01	116	13
1/30/2008	PM	3		1	1								2	18.3	1	1	\$51.00	124	1
1/31/2008	PM	3	2				2	2	8	1		1	16		9	91		118	10
2/1/2008	AM	3	2				3	1	2	1			9	17.4	4	108	\$48.41	67	27
2/4/2008	AM	3						1	1	1			9	9.6	1	3	\$25.93	140	3
2/8/2008	AM	3	1		1			1			1		4	12	2	6	\$33.98	116	3
2/11/2008	AM	3					2	1			1		4	13.3			\$37.14	120	
2/12/2008	AM	3							2	1			3		2	110		118	55
2/13/2008	AM	3	1					1		1			3	11			\$32.08	88	
2/14/2008	AM	3						1	1		2		4		2	30		92	15
2/15/2008	AM	3	1		2			1		1	4		10		5	23		98	5
2/18/2008	AM	3			1			1			1		3	12.2	1	4	\$34.17	129	4
2/20/2008	AM	3						1	1		1		3	8			\$22.74	93	
2/21/2008	AM	3			1			1	8	4	1		15	15.9	10	119	\$47.71	69	12
2/22/2008	AM	3					2	2	4		2		10		8	172		91	22

2/25/2008	AM	3		1		1	1		2				5		2	162			84	81
2/26/2008	AM	3			1	2		1					4		2	54			94	27
2/27/2008	AM	3			2								2	14.6	2	2	\$42.84		130	1
2/28/2008	AM	3			3	1	1		1				6	10.3	2	11	\$29.91		137	6
2/29/2008	AM	3			1				3				4	15	1	3	\$43.51		104	3
2/1/2008	PM	3			1	2	1	1					5	11.8	2	24	\$33.00		141	12
2/2/2008	PM	3				3		1	1		2		7	15.1	1	9	\$41.00		195	9
2/3/2008	PM	3				1		1		1			3	14	1	27	\$38.00		153	27
2/4/2008	PM	3				1	3	1			1		6	10.7	1	34	\$29.00		125	34
2/5/2008	PM	3		1				2	1	1	1	1	8	13.6	3	233	\$38.00		114	78
2/6/2008	PM	3			1								1						69	
2/7/2008	PM	3				3	1	1	2				7	16	1	88	\$45.00		126	88
2/8/2008	PM	3			1		1						2	10.4	1	1	\$29.00		136	1
2/11/2008	PM	3				2		3	1				6	12.9	3	30	\$35.00		135	10
2/13/2008	PM	3	1					1					2	10.7	1	38	\$31.00		127	38
2/14/2008	PM	3		1		2	1	1	1		1		7	19.3	2	15	\$56.00		139	8
2/15/2008	PM	3	1			1		2					4	17.2	2	53	\$49.00		121	27
2/16/2008	PM	3	1		2	1			1	1	1		7	17.3	4	20	\$49.00		198	5
2/17/2008	PM	3	1					1			1		3	15.1	1	16	\$43.00		195	16
2/18/2008	PM	3	2	2		1	2	1			2		10	17.9	1	12	\$50.00		147	12
2/19/2008	PM	3	2	1			3	1			1		8	12.9			\$36.01		126	
2/20/2008	PM	3				1	3	1					5		3	48			96	16
2/21/2008	PM	3	1			3		3	2				9	10	3	105	\$30.00		139	35
2/22/2008	PM	3				2		1					3	18	1	39	\$54.01		117	39
2/25/2008	PM	3			1	3	3						7	18.5	2	4	\$55.00		119	2
2/26/2008	PM	3				3		2	2				7	18.9	2	26	\$55.00		122	13
2/27/2008	PM	3		1		1	2						4	11			\$32.00		140	
2/28/2008	PM	3				1	1	1					3						65	
2/29/2008	PM	3	1				3	3	1				8		4	118			142	30
3/2/2008	AM	3				3	1		1				5	13.9	1	7	\$40.06		148	7
3/3/2008	AM	3				1		2					4	17.8	1	19	\$51.39		74	19
3/3/2008	PM	3	1			1	2						4	13.1			\$38.00		150	
3/4/2008	AM	3					5	1	2			5	11		10	177			70	18
3/4/2008	PM	3					5	1	2			9	17	15.8	10	87	\$46.00		151	9
3/5/2008	AM	3			1	1	2	1	1			2	8		4	58			86	15
3/5/2008	PM	3	1	2		1	3	1					8	21.8	6	76	\$63.00		163	13
3/6/2008	AM	3			1			3					4		3	105			76	35
3/6/2008	PM	3	1	2		2		2					8	18.4	4	197	\$53.00		118	49
3/7/2008	AM	3							1				1		1	240			58	240
3/7/2008	PM	3	2	1	2	1		1	2		2		11	18.3	5	41	\$55.00		141	8
3/10/2008	AM	3			1			1	1	2			5	13	1	2	\$39.13		103	2
3/10/2008	PM	3	2			1					1		4	12.4			\$37.00		160	
3/11/2008	AM	3				1	2		1				4		2	6			110	3
3/11/2008	PM	3					3		1		1		5		1	26			70	26
3/12/2008	PM	3		1		1	4	3					9	19.3	3	12	\$60.00		81	4
3/13/2008	AM	3						1	2		2		5	17.7	3	10	\$54.58		100	3
3/13/2008	PM	3	1	1	1	1	2		1				6		1	60			127	60
3/14/2008	AM	3	1	1			2	1	1				6	17.5	4	115	\$54.07		68	29

3/14/2008	PM	3	1		1		3	1					6	14.8	1	42	\$46.00	139	42
3/17/2008	AM	3					1	1	1				3		1	7		103	7
3/17/2008	PM	3	1		1		1						3	18.5	2	11	\$57.00	169	6
3/18/2008	AM	3			3	1	2	1	1		1		9	11	4	38	\$33.91	110	10
3/18/2008	PM	3			1		1	1	1		1	1	8	12.7	2	4	\$39.08	133	2
3/19/2008	AM	3			1			1		3	1		6	10.8	2	23	\$33.53	126	12
3/19/2008	PM	3	3			1		1				1	7		2	16		126	8
3/20/2008	AM	3			2		1						5	21.2	2	2	\$65.17	119	1
3/20/2008	PM	3	1	1		1		5	5				13		5	74		141	15
3/21/2008	AM	3					2	2					4	18.4	2	69	\$56.61	105	35
3/21/2008	PM	3			1		1			1			3	12	1	7	\$37.00	220	7
3/22/2008	AM	3			1		1				1	1	5		3	18		150	6
3/23/2008	PM	3			1		3	1		1			6		1	36		201	36
3/24/2008	AM	3	1				1			1		2	5					105	
3/24/2008	PM	3	1	1		1		4	2				10	19.3	4	16	\$58.00	102	4
3/25/2008	AM	3			3			1					4		3	198		79	66
3/25/2008	PM	3			2		1	1	1	3	2		10	18.7	4	116	\$60.00	102	29
3/26/2008	AM	3			1		1	1		2		1	6		1	1		77	1
3/26/2008	PM	3			1		1	2	4	1	1		10		1	6		109	6
3/27/2008	AM	3			1		2	3	1	2			9	9.8	2	12	\$31.57	120	6
3/27/2008	PM	3	4		1			1	1			1	9		2	25		117	13
3/28/2008	PM	3						2	1				3	33.5			\$107.00	138	
3/29/2008	PM	3	1	1		1	2	1	1	3			10		2	34		164	17
3/30/2008	PM	3				5	2	2	2	1			10	21.5	3	35	\$68.00	222	12
3/31/2008	PM	3			2	1		3	2				8	18.7	3	61	\$62.37	117	20
4/1/2008	PM	3			1	1		2					4		3	11		147	4
4/2/2008	PM	3	1		1		1		1	1			5		3	23		109	8
4/3/2008	PM	3						5	1				6		4	127		87	32
4/4/2008	PM	3			2		1	1	3		1		8	19	4	45	\$63.00	148	11
4/7/2008	AM	3			1		2			1			4		2	16		130	8
4/7/2008	PM	3	1			3		2		1			8	19.2	4	47	\$63.00	155	12
4/8/2008	AM	3						1		1		1	3		1	52		48	52
4/8/2008	PM	3	1	2	1		1	2	1		1		9	24.4	3	9	\$80.01	126	3
4/9/2008	AM	3			1			4					5					42	
4/9/2008	PM	3	3	1		1	2	1		2			10	20.1	3	28	\$66.00	139	9
4/10/2008	AM	3	1		1		1	1		1			5		1	4		109	4
4/10/2008	PM	3	2		1	1	2	6	1			1	14		2	85		65	43
4/11/2008	AM	3			3		2	1	2	1			9	24.1	4	32	\$82.15	88	8
4/11/2008	PM	3	3	1	1		4		3	2			14		4	30		135	8
4/12/2008	PM	3			2	1	3	3	3			3	17	17.6	3	35	\$60.00	158	12
4/13/2008	PM	3				1	2	4	2	3		1	13	22.3	4	111	\$76.01	152	28
4/14/2008	AM	3									1		1	13.6			\$46.34	63	
4/14/2008	PM	3	1		1		1	2	2	1			10		2	11		140	6
4/15/2008	PM	3			1		1		3	1			7	23.9	3	27	\$81.00	153	9
4/17/2008	AM	3				1	1		1	3			5	13.3			\$46.76	71	
4/18/2008	PM	3			2		1	1	1				5		1	24		155	24
4/21/2008	AM	3			1		1	5	1	2		1	11	22	2	6	\$79.37	99	3
4/21/2008	PM	3	2		1			4	4				11		3	77		129	26

4/22/2008	AM	3		1			2	3				2				8	25			\$88.06	118	
4/22/2008	PM	3	5	2	1		1	4				3				16		2	11		137	6
4/23/2008	AM	3	1				1	3	1			2				8	22.7	1	1	\$79.22	93	1
4/23/2008	PM	3	2					4	1			7				7		2	66		113	33
4/24/2008	AM	3		1				1	2			2				6	20.5	2	18	\$73.85	105	9
4/24/2008	PM	3	2	4			3	1	2			12				12		3	57		163	19
4/25/2008	PM	3	1	1	1			5	1			1	1	1		12	17.5	3	64	\$63.03	151	21
4/28/2008	AM	3		2	1			5	2			1	1			12	4	4	17	\$14.36	131	4
4/28/2008	PM	3	1	2				3	1			7				7	18.5	1	2	\$78.00	166	2
4/29/2008	AM	3					1	2				1				4					69	
4/29/2008	PM	3	3	1			1	4	2			1				12	22	3	9	\$80.00	141	3
4/30/2008	AM	3	1				2	2	1			2				8	17	2	47	\$62.37	82	24
4/30/2008	PM	3	2				2	3	4	2		13				13	22	2	32	\$79.00	143	16
5/1/2008	AM	3			1							2				3		1	1		81	1
5/1/2008	PM	3	1	3	1		1	4	2	1		1				15	23.7	2	27	\$85.00		14
5/2/2008	AM	3			1		1	1	2			1	2			7		4	78		85	20
5/2/2008	PM	3		1			2	2	5	2		12				12	19.8	1	4	\$70.00	134	4
5/5/2008	PM	3		1			1		2			4				4					110	
5/6/2008	AM	3		1					1	2		4				4	11.8	3	110	\$43.95	66	37
5/6/2008	PM	3		1	3		1	2	2			9				9	20.3	4	25	\$75.00	167	6
5/7/2008	PM	3	1	2					2	2		7				7	17	3	11	\$63.01	128	4
5/8/2008	PM	3	2	1	1		1	2	2	3		1		1		15		6	132		162	22
5/9/2008	PM	3	1				2			1						5	20.5	1	45	\$76.00	154	45
5/12/2008	AM	3								1		3				4	13.9	1	14	\$53.48	100	14
5/12/2008	PM	3					1	2		1						4		1	10		150	10
5/13/2008	AM	3	1	1					3	2						8	18.1	2	41	\$66.93	98	21
5/13/2008	PM	3		1				1				1		1		4	16	1	8	\$59.00	158	8
5/14/2008	AM	3							1	1		1				2					71	
5/14/2008	PM	3	1	1			1	1	1	2		7				7	12.4	1	106	\$45.00	78	106
5/15/2008	AM	3							1			6				6	11	2	121	\$41.07	49	61
5/15/2008	PM	3		1	1		1	2	2	1		10				10		1	31		111	31
5/16/2008	PM	3	3		1		2		3	4		14		1		14	22.9	4	55	\$85.00	157	14
5/19/2008	AM	3			1				1			3				3		1	1		100	1
5/19/2008	PM	3	2				2	2	4	1		11				11	20.4	1	15	\$75.00	145	15
5/20/2008	AM	3		1	2				1	1		6				6		2	2		85	1
5/20/2008	PM	3	1		1				4			7				7	16.9	2	5	\$62.00	88	3
5/21/2008	AM	3					2			1		3				3		1	30		84	30
5/21/2008	PM	3					1	2				3				3		2	8		81	4
5/22/2008	PM	3	2				2	3				7				7	19.5	2	7	\$74.00	175	4
5/23/2008	PM	3					1	1				2				2					31	
5/24/2008	PM	3	2		2		2	2	7	1		1				18	20.2	5	40	\$76.00	201	8
5/27/2008	PM	3	2				1	1	3	1		11		1	2			2	24		137	12
5/28/2008	PM	3			1		1	1	2	3		10				10	18.4	5	26	\$69.00	155	5
5/29/2008	PM	3	4	1	1		1	2	3	2		13				13		2	19		90	10
5/30/2008	PM	3	1		2		2	2	3			14		2		14	20.5	5	87	\$80.00	142	17
6/2/2008	AM	3					1	2				5		1		5	16.4			\$64.06	100	
6/2/2008	PM	3	1				1	1	3			6				6		2	52		100	26
6/3/2008	AM	3										1				1					8	

6/3/2008	PM	3						2	1						3	15.5	2	12		77	6
6/4/2008	PM	3	1					1	1	1					4	7.7	1	52	\$30.00	58	52
6/6/2008	AM	3				2	1	1	1	1					7		2	87		84	44
6/6/2008	PM	3	1	1		1	1	1	1				1		7		2	187		180	94
6/7/2008	PM	3	2	1			2	1	1					1	8	19.7	2	6	\$75.00	117	3
6/8/2008	PM	3	1				5	4	3	2	1	2		3	21	21.8	7	64	\$85.00	222	9
6/9/2008	AM	3				1		2		1				4	18.3	1	4	\$71.41	120	4	
6/9/2008	PM	3	2		1		1	4	2			1		11	16.9	4	17	\$66.00	98	4	
6/10/2008	AM	3	1				1	1	1	2				6		2	48		80	24	
6/10/2008	PM	3		1	1		1	1	2					7	24.2	4	120	\$94.00	85	30	
6/11/2008	AM	3			2		3	2	1	3		1		12		3	7		105	2	
6/11/2008	PM	3	1	1	1	1	1	1	1					7		2	57		140	29	
6/12/2008	AM	3	1				1	2	2	1				7		1	1		114	1	
6/12/2008	PM	3	2	1	1	1	1	3	1	1				10		5	37		82	7	
6/13/2008	AM	3	1		1		1		3			1		7	17.5	3	70	\$67.82	93	23	
6/13/2008	PM	3				1	2	3	2	1				9	20.6	2	127	\$80.00	112	64	
6/16/2008	AM	3	2		1		1	2						6		2	65		70	33	
6/16/2008	PM	3	3	2			2	4	2	1				14	20.4	3	16	\$79.01	121	5	
6/17/2008	AM	3	1			1		2	1	1				6		1	68		85	68	
6/17/2008	PM	3			1		1	3	2			1		8	21.7	1	3	\$84.00	157	3	
6/18/2008	AM	3		1			3	1		3				8	17.25			\$67.29	125		
6/19/2008	PM	3	2	3	1	1		5		2				14		3	63		140	21	
6/20/2008	AM	3					3	2		2				7	40.8	2	80	\$163.00	98	40	
6/20/2008	PM	3	1				2	1	4					8	18	3	65	\$72.00	118	22	
6/23/2008	AM	3	1					2		1		1		5					78		
6/23/2008	PM	3		1	1		1	1	2					6	19.5	2	45	\$77.01	136	23	
6/24/2008	AM	3	1						1					2					62		
6/24/2008	PM	3			1	1	4	3	5					15	18.7	4	198	\$74.00	154	50	
6/25/2008	AM	3					1	1		5	1			8		3	90		102	30	
6/25/2008	PM	3	2		1	1		3	2	2		1		12	19.3	3	37	\$76.00	135	12	
6/26/2008	PM	3	2	1			2	2	2					9		2	24		142	12	
6/27/2008	AM	3	1		1			1		1				4	20	1	2	\$78.39	76	2	
6/27/2008	PM	3		1	1			2	2	2	1			9		6	87		142	15	
6/30/2008	PM	3												0	19.5			\$ 78.00	14		
7/1/2008	PM	3			2		4	2	2	1		1		12		4	81		159	20	
7/2/2008	PM	3	2	1		1	3	6		1	1			15	20.2	6	87	\$80.00	120	15	
7/3/2008	PM	3	1	1	2		3	3						10		3	6		147	2	
7/4/2008	PM	3	2			1	9			2				14	39.9	1	6	\$158.00	267	6	
7/7/2008	AM	3					1	3		2				6	12			\$48.27	150		
7/7/2008	PM	3	5	1	1	1		4	4					16		4	26		160	7	
7/8/2008	AM	3	1	1			1	3	1	1				8	21.1	2	6	\$82.51	94	3	
7/8/2008	PM	3					1		2	1				4	18.2	3	233	\$71.00	79	78	
7/9/2008	AM	3					1	1		2				4					92		
7/9/2008	PM	3	3					1	4					8		3	56		113	19	
7/10/2008	AM	3						2		2		2		6	22			\$85.65	80		
7/10/2008	PM	3		2			1	2	2	1			1	9		4	34		127	9	
7/11/2008	AM	3	3					2	1					6	23.2	2	63	\$90.39	86	32	
7/11/2008	PM	3	2		1	1	1	3	3	1	3			15		5	87		128	17	

7/12/2008	PM	3	4	1		1	3	6	3	1	1		1	21	17	8	120	\$68.00	215	15
7/13/2008	PM	3	2	3		1	2	2	1		1		1	13	22.3	3	12	\$89.00	219	4
7/14/2008	AM	3			5			1		2				8	20.6	5	12	\$82.96	96	2
7/14/2008	PM	3	2	2			2	4	2			1		13		2	10		158	5
7/15/2008	AM	3	1		1					3				5		2	21		75	11
7/15/2008	PM	3						2		1		2		5		2	388		141	194
7/16/2008	PM	3	1					1				1		3	3.8	1	5	\$15.13	103	5
7/17/2008	AM	3			1					4				5	21.4	1	4	\$84.66	73	4
7/17/2008	PM	3	1	1		1	1	2	2					8					160	
7/18/2008	AM	3	1					1	2	2				6	21.8	3	78	\$85.00	81	26
7/18/2008	PM	3	2		2		2	3	2			1		12		5	54		163	11
7/21/2008	AM	3								2				2	21.5	1	349	\$84.05	32	349
7/22/2008	AM	3					2	1	1	2				6	13	1	44	\$51.09	66	44
7/23/2008	AM	3			1		1		2	3				7		2	33		85	17
7/24/2008	AM	3	1				1	1						3	18.5			\$70.21	105	
7/25/2008	AM	3												0						
7/28/2008	AM	3						3		2				5	9.9	2	25	\$37.52	108	13
7/29/2008	AM	3					1	1	1	1		1		5	18.9	1	44	\$70.36	185	44
7/29/2008	PM	3	1		1		1	5	3					11	21	5	85	\$78.00	168	17
7/30/2008	AM	3					1	2	1	1				5	13.5	1	22	\$50.30	87	22
7/30/2008	PM	3							2					2		1	60		100	60
7/31/2008	AM	3			1					2				3		1			55	0
7/31/2008	PM	3			1		1	2	1	2				7	20.9	4	101	\$77.00	140	25
8/1/2008	AM	3			1			2	1	1				6	13.5	3	33	\$49.40	117	11
8/1/2008	PM	3	4	1		1	1	3				1		11					124	
8/2/2008	AM	3	1					3	1	2				7	13.8	4	73	\$50.21	147	18
8/2/2008	PM	3					3	2		1		1		8	22.1	3	49	\$80.25	156	16
8/3/2008	AM	3			3			1	1	1				6	6.9	5	37	\$25.28	140	7
8/3/2008	PM	3	1			1	2	1	1	1				7	21.1			\$77.00	243	
8/4/2008	AM	3	1	1	2			1		1		2		8	14	2	11	\$50.99	103	6
8/4/2008	PM	3	2	2		1	3	1	1	1		1		12	21.6	3	25	\$78.00	149	8
8/5/2008	AM	3			1			2		1				4	8.5	1	1	\$32.41	45	1
8/5/2008	PM	3	3	1	2		1	2	4	1		1		15		3	11		159	4
8/6/2008	PM	3				2	3	3	2	2				12	19.8	3	66	\$70.71	94	22
8/7/2008	AM	3						3				1		4	7.2	1	27	\$26.01	47	27
8/7/2008	PM	3	1	1	2		3	5	1	1		1		16	17.7	4	13	\$63.00	158	3
8/8/2008	AM	3	1							3				4	3.7	1	12	\$12.91	66	12
8/8/2008	PM	3	4	2			2	4		1		1		14	20.5	3	8	\$73.00	162	3
8/10/2008	PM	3	4	1			1		3	1		1		12	19.1	6	64	\$67.00	200	11
8/11/2008	AM	3	1					2	1					4		3	12		40	4
8/11/2008	PM	3	1						1			3		5	18.5	1	3	\$65.00	161	3
8/12/2008	AM	3	1		1	1		3	1	2			1	10	7.5	3	108	\$26.36	85	36
8/12/2008	PM	3		1	2			4	4					11	19.1	4	52	\$67.00	134	13
8/13/2008	AM	3		1	2			1	3					7	9.4	3	86	\$33.07	63	29
8/13/2008	PM	3	3	1			4	1	2	1				12		7	124		146	18
8/14/2008	AM	3		1	1		1	3		2				8	22.3	3	11	\$79.37	96	4
8/14/2008	PM	3	1	1	2		1	1	1	1		1		11		3	60		151	20
8/15/2008	AM	3						1	1	1				3	17.4	1	28	\$59.75	53	28

8/15/2008	PM	3			1		5	1	2					9		3	51		108	17
8/18/2008	AM	3	1							1				2	8	1	12	\$27.51	91	12
8/18/2008	PM	3			2		1		4					7	9.5	4	105	\$32.71	155	26
8/19/2008	AM	3		1			1		2	1				5	19.4	1	17	\$66.15	35	17
8/19/2008	PM	3	3				2	2	1					8		1	22		123	22
8/20/2008	AM	3								1			4	5	11.9			\$40.60	44	
8/20/2008	PM	3	1	1			4	2	2	2				12	17	6	93	\$58.00	130	16
8/21/2008	AM	3					1		1	1				3	9.9	1	14	\$33.90	40	14
8/21/2008	PM	3	1				4		4				1	11		5	24		159	5
8/22/2008	AM	3		1	1			1	2					5	21	3	121	\$71.11	65	40
8/22/2008	PM	3		2			2	4	2	1				11		1	69		98	69
8/25/2008	PM	3		3	1		6	1		2				13	18.4	1	8	\$61.74	126	8
8/26/2008	AM	3			1		1	1				1		4	8.3	2	4	\$27.33	92	2
8/26/2008	PM	3			1			1	3					5	8.7	4	204	\$28.66	96	51
8/27/2008	AM	3		1				1		1				3	7.8	1	5	\$25.89	45	5
8/28/2008	AM	3					1			1				2	8.2			\$28.75	61	
8/29/2008	AM	3	1					2		2				5	9.6	1	4	\$33.67	60	4
9/2/2008	PM	3		1			1	3		5				10	9.5	5	74	\$33.29	95	15
9/3/2008	PM	3	2		1		2	4	1	2				12		2	30		142	15
9/4/2008	PM	3					1	2		2			1	6	12	1	123	\$42.00	88	123
9/5/2008	PM	3	1	1			1	2	1	1	1	1		10	12.8			\$43.60	154	
9/8/2008	AM	3								2				5	5.7			\$19.25	69	
9/8/2008	PM	3	2	1			2	1	2	1			3	9	11.4	1	31	\$38.69	136	31
9/9/2008	AM	3							1	3				4	9.5	1	48	\$34.25	81	48
9/9/2008	PM	3	1				1		1	3		2		8	11.4	2	45	\$41.10	152	23
9/10/2008	PM	3	3				1	1	1	2				8	20.9	2	64	\$75.26	107	32
9/11/2008	AM	3	1					1		3				5	8	2	11	\$28.79	71	6
9/11/2008	PM	3		1			1		1	2				5	9	1	25	\$33.56	95	25
9/12/2008	AM	3			1				2	1				6		2	37		106	19
9/12/2008	PM	3		1	3		2	2	2	1			1	13	22.6	3	48	\$83.86	145	16
9/14/2008	PM	3			4	1		6	1	1	2	2	1	20	10.6	9	237	\$40.57	109	26
9/15/2008	AM	3	1		1		1	2		1	2			8	9	2	7	\$34.37	98	4
9/15/2008	PM	3		1			1		5	3		4		15	8.1	3	7	\$30.95	98	2
9/16/2008	AM	3					1		4	5				10		1	3		95	3
9/16/2008	PM	3		1			2	4		2	1	1		12	13.6	3	53	\$52.00	132	18
9/17/2008	PM	3	1	1			1	2	1				2	8	18.5	2	10	\$69.51	132	5
9/18/2008	AM	3							4	1				5	7.9	1	2	\$29.85	73	2
9/18/2008	PM	3		1			1	2	1	2	1			8	11.8	1	20	\$44.54	139	20
9/19/2008	AM	3	1				1		2	1				5	8.8	1	7	\$32.83	120	7
9/19/2008	PM	3	2	1			3	1	5	2	3			17	13.3	1	20	\$50.15	115	20
9/22/2008	AM	3					1	1					1	3	5.7	1	4	\$21.31	72	4
9/22/2008	PM	3					2	3		2	1			8	12	1	9	\$44.30	151	9
9/23/2008	AM	3	1											1					60	
9/23/2008	PM	3	1	1	1		1		2	2	1	1		11	20.9	4	37	\$76.89	147	9
9/24/2008	PM	3	1	1			1	3						6	11.6	1	5	\$43.01	121	5
9/25/2008	AM	3			1		1	1	3				1	7	6.6	5	96	\$23.89	66	19
9/25/2008	PM	3		2			2	1	1	2	2			10	13.2	6	140	\$48.35	136	23
9/26/2008	AM	3							2					2		1	4		64	4

9/26/2008	PM	3		1	1	4	2	1		1		10	18.6	4	45	\$67.25	128	11
9/27/2008	AM	3		2		1	1	1			1	6		4	41		101	10
9/29/2008	AM	3				1	2					3	16.2			\$58.48	64	
9/29/2008	PM	3		3	2		1	2	1			9	12.5	5	134	\$44.39	127	27
9/30/2008	AM	3					3					3		1	4		78	4
9/30/2008	PM	3	1			1	2					4	15	1	26	\$53.15	113	26
10/1/2008	PM	3	1		1	1	1					4		1	2		64	2
10/2/2008	AM	3			1		2					3	12.8	3	13	\$45.13	75	4
10/2/2008	PM	3		2			1	1	1	2		7	12.6	3	41	\$44.26	124	14
10/3/2008	AM	3					2	2				4		2	11		70	6
10/3/2008	PM	3	1			1	2	1	1		2	8	16.1	1	44	\$56.60	116	44
10/6/2008	AM	3	3				1	1	1			6	16.8			\$56.71	102	
10/6/2008	PM	3		1	3		1	3	2			11	21.8	5	24	\$74.25	160	5
10/7/2008	AM	3						2				3					57	
10/7/2008	PM	3					2					2		2	84		64	42
10/8/2008	AM	3				1			2			3	12.2			\$40.29	96	
10/8/2008	PM	3			1	1	1	2		1	1	7	13.7			\$45.00	93	
10/9/2008	AM	3		1	1			2	1	1		6	10.3	3	14	\$33.18	88	5
10/9/2008	PM	3	1	1	1		2	5		1	1	12	11.9	2	32	\$39.00	120	16
10/10/2008	AM	3	1									1	5.8			\$18.72	76	
10/10/2008	PM	3	2		2		1	1	2	2	1	11	12.4	5	29	\$39.97	153	6
10/14/2008	PM	3	1	2					1	1	1	7	24	1	2	\$72.26	152	2
10/15/2008	AM	3						1		3		5		1	1		105	1
10/15/2008	PM	3				2	3	2	1		1	10	18.6	3	65	\$54.50	114	22
10/16/2008	AM	3			1		1	1	2		4	9		3	172		75	57
10/16/2008	PM	3	1				1	1			1	4	16.6	1	42	\$48.25	98	42
10/17/2008	AM	3			1				1		2	4		3	182		69	61
10/17/2008	PM	3				2		1		1		4	17.5	3	116	\$50.25	92	39
10/20/2008	AM	3			1			1	1			4	7.7	3	34	\$21.65	82	11
10/20/2008	PM	3	1	1	1		1	2			2	8	9.6	2	61	\$26.50	115	31
10/21/2008	AM	3			2			1	1			4		2	5		79	3
10/21/2008	PM	3			2		2	1	1	1		7	14.2	5	159	\$39.45	110	32
10/22/2008	AM	3			1			2	1	2		6		3	7		57	2
10/22/2008	PM	3		2	1		1	1	1	2	1	10	19.8	6	71	\$53.50	141	12
10/23/2008	PM	3	1		1			1	1	3	2	10	9.8	5	24	\$26.00	125	5
10/24/2008	PM	3	1				2	3	2	1	1	10	10.1	1	5	\$26.25	193	5
10/27/2008	AM	3					1	1			1	3	12.2			\$30.62	90	
10/27/2008	PM	3	3		3			2			1	9	11.8	4	39	\$30.00	149	10
10/28/2008	AM	3			1				4		1	6		3	74		78	25
10/28/2008	PM	3	2	1				3	2		1	9	21.3	1	52	\$51.75	134	52
10/29/2008	AM	3									3	3		2	75		61	38
10/29/2008	PM	3		2	1			1	1	2	2	9	18.7	4	55	\$42.70	158	14
10/30/2008	PM	3		1				1	2	2		6	12.1	2	26	\$27.75	136	13
10/31/2008	AM	3			1		1	1	2	1		6	7.9	3	20	\$17.68	79	7
10/31/2008	PM	3			1		5	3			2	11	7.4	1	2	\$16.54	89	2
11/1/2008	AM	3	1		1			3	4	1	2	12		2	14		128	7
11/3/2008	AM	3	1		1				2	1		5	9.4	2	90	\$20.15	94	45
11/3/2008	PM	3		2	1		1	1	1		1	8	16.3	1	2	\$34.70	136	2

11/4/2008	PM	3	1	1				1	1	1				5	12.8	1	32	\$27.00	153	32
11/5/2008	AM	3				1			3		1			5		3	65		102	22
11/5/2008	PM	3	1	1		1		2	1	2		1		9	19.6	3	34	\$40.95	114	11
11/6/2008	AM	3							2					3	7.3	3	33	\$14.68	68	11
11/6/2008	PM	3	1		1		1	1	1			1		6	12	3	36	\$24.00	163	12
11/7/2008	AM	3			1				1					3		1	1		51	1
11/7/2008	PM	3	2				4		2	1				9	16.5	2	21	\$33.05	137	11
11/8/2008	PM	3		1		1		1	1	1		1		5	13.9	3	111	\$27.67	151	37
11/9/2008	PM	3			3		1	1	2	2		1		12	17.6	5	12	\$34.86	224	2
11/10/2008	AM	3	1											1					27	
11/10/2008	PM	3		1	1			3	1			1		8	16.5	2	5	\$32.50	165	3
11/11/2008	PM	3	1	2	1		1	2	1	3		1		12		4	56		195	14
11/12/2008	PM	3		2	1		1	2	1	2		1		10	11.3	3	37	\$21.50	138	12
11/13/2008	PM	3	1		2				1			2		6	21.9	2	4	\$41.73	159	2
11/14/2008	PM	3	1		1		1	1	1	4				9	10	7	110	\$19.00	136	16
11/17/2008	AM	3			2				5	1				8		4	66		89	17
11/17/2008	PM	3					1	1	2	1		2		7	20.9	2	63	\$37.00	114	32
11/18/2008	AM	3							2	1			1	4	8.2	4	21	\$14.67	93	5
11/18/2008	PM	3			2			1	3	2				8	11.2	2	4	\$19.97	150	2
11/19/2008	AM	3							1	2				3		2	40		76	20
11/19/2008	PM	3			1			2	3	2		1		10	18	1	13	\$30.60	125	13
11/20/2008	AM	3			1							1		3		2	4		60	2
11/20/2008	PM	3						3	4	2				9	15.1	3	56	\$25.70	120	19
11/21/2008	AM	3	2					2						4	8.8			\$14.63	97	
11/21/2008	PM	3			3			3	2	2			1	11		5	79		137	16
11/23/2008	PM	3	1		1		1	2	4			1		10	19.6	2	10	\$31.48	223	5
11/24/2008	AM	3								1				1		1	49		42	49
11/24/2008	PM	3	1						1	1		2		5	23.4			\$37.02	154	
11/25/2008	PM	3			1			1	2			3		7	11.6	4	100	\$18.34	131	25
11/26/2008	AM	3										1		1					40	
11/26/2008	PM	3	1	2			1		1			4		9	21.1	2	35	\$31.70	133	18
11/28/2008	PM	3	2		1		1	1		2				7	16.6	3	19	\$26.58	156	6
12/1/2008	AM	3							1					1					39	
12/2/2008	AM	3										1		1					4	
12/2/2008	PM	3			3			2	1			1		8	14.9	1	2	\$23.86	130	2
12/3/2008	PM	3			1				4	3		2	1	13	11.4	7	99	\$17.90	152	14
12/4/2008	AM	3							3					3	12.8	1	3	\$20.48	103	3
12/4/2008	PM	3	1	2	1		2	2	1	1		1		11		3	19		144	6
12/5/2008	AM	3	2						1					3	23.1			\$38.65	77	
12/5/2008	PM	3	2	1				1	3					7	14.8	1	46	\$25.10	131	46
12/8/2008	AM	3		1				1		1				3	10.6	2	124	\$16.46	90	62
12/8/2008	PM	3	3		1		1		1			3	1	10		1	10		133	10
12/9/2008	AM	3							1	2		1		4	16.4	2	71	\$24.71	117	36
12/9/2008	PM	3					1		1	3		2		7	12.8	4	174	\$19.29	100	44
12/10/2008	AM	3			1			1	1	1				4		2	21		80	11
12/10/2008	PM	3	1	1			1	2	1	2		1		9	20.2	4	95	\$29.49	124	24
12/11/2008	AM	3							1	2		1		4		2	24		91	12
12/11/2008	PM	3						5	1					6	20.7	1	11	\$29.00	101	11

12/12/2008	AM	3					1	2				3			2	20		108	10
12/12/2008	PM	3		1	1		3	2	2			9	21.4	3	32	\$34.25	149	11	
12/13/2008	AM	3			1			3	1			5	6.8	3	18	\$10.95	50	6	
12/14/2008	PM	3			1		4	2	2	1		8	15	3	26	\$24.13	193	9	
12/15/2008	AM	3	1		1		4	2	1			9	10.5	3	17	\$16.91	101	6	
12/15/2008	PM	3					2	2	1			8	10.7	1	19	\$17.00	137	19	
12/16/2008	AM	3						1	4			5	8.5	4	125	\$13.24	83	31	
12/16/2008	PM	3				1		4				5	10.3	2	57	\$16.06	119	29	
12/17/2008	AM	3							1	1	1	3		2	54		65	27	
12/17/2008	PM	3			1				3			4	13.5	3	62	\$21.00	84	21	
12/18/2008	AM	3					1	2	1			4	7.3	2	65	\$11.26	89	33	
12/18/2008	PM	3	1		1			1				5		1	1		111	1	
12/22/2008	AM	3							1			1		1	2		57	2	
12/22/2008	PM	3			3				1	3	1	8	15.9	6	56	\$23.34	136	9	
12/23/2008	AM	3						2				2	5.9			\$8.64	60		
12/24/2008	AM	3							1			1	4.3	1	27	\$6.29	59	27	
12/29/2008	AM	3	1		1			1		2		5	8	2	9	\$10.93	86	5	
12/29/2008	PM	3	1	1	1		1	1	3			8	9.7	6	41	\$13.51	139	7	
12/30/2008	AM	3							2	1		3	8.4	1	38	\$11.42	78	38	
12/30/2008	PM	3	1	1			1	3	1	2		9	14.1	1	28	\$19.27	137	28	
12/31/2008	AM	3						2	3	1		6	7.6	1	30	\$10.36	84	30	
12/31/2008	PM	3	1	1			2	1	1	1		7	12.9	3	29	\$17.50	132	10	
1/2/2008	AM	4		1	2				1			4		4	50		121	13	
1/3/2008	AM	4			2			2	1			5	17.5	5	24	\$50.20	169	5	
1/4/2008	AM	4		1	1		1			1		4	14.5	2	5	\$43.55	138	3	
1/5/2008	AM	4		1	2		1		3	1		8	21.2	5	126	\$63.00	121	25	
1/7/2008	AM	4			2				2			4	18.7	4	39	\$55.30	130	10	
1/8/2008	AM	4			2					1		3		3	70		96	23	
1/9/2008	AM	4			1				2	2		5		3	7		115	2	
1/10/2008	AM	4			3				1			4		4	26		103	7	
1/11/2008	AM	4			1		1					2		1	1		73	1	
1/14/2008	AM	4			1		1		1			3		2	24	\$56.15	119	12	
1/15/2008	AM	4	2	1			1	1	2			7	19.4	2	26	\$54.25	99	13	
1/17/2008	AM	4						1				1					115		
1/18/2008	AM	4						2	3	2		7		5	159		83	32	
1/22/2008	AM	4			1		1			2		4		3	48		87	16	
1/23/2008	AM	4		1	2			1	1	1		6		6	78		97	13	
1/24/2008	AM	4	1	1								2		1	16		132	16	
1/25/2008	AM	4					1					1					123		
1/28/2008	AM	4	2		1			1	2	1		7		3	88		109	29	
1/29/2008	AM	4							1			1		1	5		149	5	
1/30/2008	AM	4			3				1	1		5		4	43		112	11	
1/31/2008	AM	4			1		1		4			6		5	86		98	17	
1/2/2008	PM	4			1			1		1		3	19.8	3	19	\$56.00	135	6	
1/3/2008	PM	4					1		1			2		1	13		87	13	
1/4/2008	PM	4							3	1		4		3	110		78	37	
1/6/2008	PM	4			1							1		1	2		88	2	
1/7/2008	PM	4	1									1					99		

1/8/2008	PM	4		1						1		3			5	23.4	4	83	\$68.00	89	21
1/9/2008	PM	4								2					2	21.4	1	19	\$62.00	110	19
1/10/2008	PM	4								2	1	1			4	15.9	4	96	\$46.00	76	24
1/11/2008	PM	4	1							1					2		2	79		72	40
1/14/2008	PM	4	1							2	1	1			5		4	164		91	41
1/15/2008	PM	4								1	1	1			3		3	63		87	21
1/16/2008	PM	4								2	2				4	18.4	4	79	\$51.00	90	20
1/17/2008	PM	4	1							2					3		2	50		103	25
1/18/2008	PM	4	1									1			2	17	2	21	\$46.00	96	11
1/21/2008	PM	4			1	1	4						2	1	9	11.1	2	65	\$29.92	153	33
1/22/2008	PM	4			1					1	1				3	18.2	2	3	\$49.00	123	2
1/23/2008	PM	4			1					1					2	22	2	16	\$59.00	102	8
1/24/2008	PM	4								1					1	19.5			\$54.50	60	
1/25/2008	PM	4								1	1				2	17.8	1	21	\$49.50	107	21
1/28/2008	PM	4			1								1		2	22.7	2	20	\$62.67	140	10
1/29/2008	PM	4	1								1		2		4	21	3	9	\$58.00	122	3
1/30/2008	PM	4			1						2				3	20.4	3	35	\$56.00	95	12
1/31/2008	PM	4	1							2	5				8		5	49		147	10
2/1/2008	AM	4									1		3		4	22.6	4	59	\$60.50	80	15
2/4/2008	AM	4									4		2		6		5	79		102	16
2/5/2008	AM	4												1	2		1	6		106	6
2/6/2008	AM	4	1		1			1		2	1		1		6		5	84		113	17
2/7/2008	AM	4	2	1						2	2	1			6		3	88		118	29
2/8/2008	AM	4								1			1		3		1	2		116	2
2/9/2008	AM	4	3								1				4	25	1	9	\$70.25	177	9
2/11/2008	AM	4	2	1				1	1	1		4	1		12		5	37		106	7
2/13/2008	AM	4					1		1						2	15.3	1	2	\$44.35	130	2
2/14/2008	AM	4										2			2	17.8	1	2	\$51.55	107	2
2/15/2008	AM	4	1			1								1	4	15.1	3	20	\$43.30	102	7
2/16/2008	AM	4			1						3				4	23.1	4	91	\$64.90	190	23
2/19/2008	AM	4							1	1					2		2	9		135	5
2/20/2008	AM	4									1		1		2		1	2		126	2
2/21/2008	AM	4							1	6		1			8	22.3	7	186	\$62.30	83	27
2/22/2008	AM	4			2			1	1	2					6		6	125		120	21
2/25/2008	AM	4	1							1					2		1	20		111	20
2/26/2008	AM	4		1	3			2	1			1			8		4	11		148	3
2/28/2008	AM	4	1		1			1		3	1			1	8	15.9	2	6	\$45.65	120	3
2/29/2008	AM	4	1		1					2	1			1	6		3	24		68	8
2/1/2008	PM	4						1			2				3	14.6	1	18	\$39.50	110	18
2/4/2008	PM	4													0	17.8			\$48.00	103	
2/5/2008	PM	4								2		1			4	17.9	2	235	\$50.01	84	118
2/6/2008	PM	4									1				1	17.9			\$50.00	97	
2/7/2008	PM	4									3				3	19.4	3	184	\$54.00	78	61
2/8/2008	PM	4													0					61	
2/11/2008	PM	4								2					2	22.2			\$60.01	107	
2/12/2008	PM	4			2				3	2					7	23.1	2	28	\$67.01	172	14
2/13/2008	PM	4								1	1				2		1	45		95	45
2/14/2008	PM	4								1	1				2		2	28		79	14

2/15/2008	PM	4		1		1	3					5		5	86		94	17
2/21/2008	PM	4	1			1	3					5	16.3	3	28	\$49.00	117	9
2/22/2008	PM	4		1		1	1	1				6	20.4	5	67	\$61.00	108	13
2/25/2008	PM	4				1	1		1			3	18	2	39	\$53.50	86	20
2/26/2008	PM	4		1			2					3	23	2	15	\$69.00	106	8
2/27/2008	PM	4							1	1		2					78	
2/28/2008	PM	4					2	1		2		5		4	43		121	11
2/29/2008	PM	4	1				2	1		1		5	22.7	3	66	\$65.50	142	22
3/3/2008	AM	4			1		1					2		1	94		142	94
3/4/2008	AM	4					4				5	9	18.5	8	118	\$53	87	15
3/4/2008	PM	4				2	1				2	5	15.9	5	93	\$46.00	110	19
3/5/2008	AM	4		1			1	1		1		4		3	35		91	12
3/7/2008	AM	4	1				1	1				4		4	48		133	12
3/11/2008	AM	4		1			1			2		4	21.8	2	15	\$63.60	224	8
3/12/2008	AM	4					1				1	2	23.4	1	5	\$72.80	81	5
3/13/2008	AM	4		2						1		3		2	5		99	3
3/13/2008	PM	4					1	1		1		3	20.3	1	30	\$63.01	125	30
3/14/2008	AM	4				1	1				1	3		1	31		109	31
3/14/2008	PM	4								1		2	18.1	1	3	\$56.00	117	3
3/15/2008	AM	4		1	1		5	2		2		11		4	127		166	32
3/17/2008	AM	4		1	1			1		1		4	15.9	2	13	\$49.05	112	7
3/17/2008	PM	4	1					1		1		3	21.9	2	55	\$67.40	124	28
3/18/2008	AM	4		2			1	2			1	6		4	49		123	12
3/18/2008	PM	4					1	4				5	18.6	2	126	\$57.00	69	63
3/19/2008	AM	4	1	1			1	3		1		8		6	155		118	26
3/19/2008	PM	4	1			1		2				4	19.6	3	52	\$60.00	101	17
3/20/2008	AM	4	2	1				2		1		6		4	83		125	21
3/20/2008	PM	4					2	2		1		5	22.3	3	94	\$68.00	107	31
3/21/2008	AM	4						4		1		6		3	154		93	51
3/21/2008	PM	4		6			1			1		8	18.9	2	47	\$57.65	97	24
3/24/2008	AM	4		1			1	2		1		5		3	34		117	11
3/24/2008	PM	4	1					1				2	20.6	2	56	\$62.00	117	28
3/25/2008	AM	4									1	1		1	247		135	247
3/25/2008	PM	4						3		1		4	18.4	3	177	\$59.00	72	59
3/26/2008	AM	4		1		1	1				1	5		3	11		100	4
3/26/2008	PM	4					1	1		1		3	36.1	2	34	\$115.50	128	17
3/27/2008	AM	4				1						1					71	
3/27/2008	PM	4	1				1	1				3		2	65		90	33
3/28/2008	AM	4	1	1	1		1	2	1			7		3	18		109	6
3/28/2008	PM	4						1				1		1	35		92	35
3/31/2008	AM	4	1			1	3					5		3	54		121	18
3/31/2008	PM	4					2	1		1		4	20.9	4	93	\$67.01	111	23
4/1/2008	AM	4	1	2		1	1	1			1	8		4	25		114	6
4/1/2008	PM	4								1		2	37			\$118.02	115	
4/2/2008	PM	4	1	1				1			1	3	24	1	34	\$77.08	105	34
4/3/2008	AM	4	1			1	1	3		1		7		2	22		132	11
4/3/2008	PM	4	1							1		2	18.7			\$62.01	94	
4/4/2008	AM	4		1	1		1	2				5		4	42		145	11

4/5/2008	AM	4	1		1	1	1	1	1		7	23.5	4	61	\$77.10	217	15
4/7/2008	PM	4	2				1		2		5		2	31		105	16
4/8/2008	AM	4	1		1			1			3	23.7	2	25	\$77.72	105	13
4/8/2008	PM	4		1							3		2	137		80	69
4/9/2008	AM	4	1	1	2						4	24.5	3	5	\$80.30	156	2
4/9/2008	PM	4			2		1				3		2	3		101	2
4/10/2008	AM	4			1				1		2	18.4	1	2	\$62.85	126	2
4/10/2008	PM	4	1						2		3		3	68		126	23
4/11/2008	AM	4	2		1					2	5	19.9	5	75	\$67.70	113	15
4/11/2008	PM	4		1	1			1	3	1	8		6	168		70	28
4/14/2008	AM	4					1				2	18.9	1	7	\$63.90	127	7
4/14/2008	PM	4							1		2					120	
4/15/2008	AM	4	1				1	2			5	18.2	4	27	\$61.65	124	7
4/15/2008	PM	4	2		1				2		7		4	113		98	28
4/16/2008	AM	4					1	1			2	17.7	1	16	\$60.00	129	16
4/16/2008	PM	4							2		2		1	15		119	15
4/17/2008	AM	4			1		1		2	1	6	18.6	3	30	\$65.20	113	10
4/17/2008	PM	4	2								4		1	7		144	7
4/18/2008	AM	4							1		2	22.2	2	25	\$77.60	154	13
4/18/2008	PM	4							5		6		4	89		164	22
4/21/2008	AM	4						2			2	14.5			\$50.75	119	
4/21/2008	PM	4						1	1		2			45		115	45
4/22/2008	PM	4	1	1				3	2		7	24.7	5	104	\$85.00	150	21
4/23/2008	AM	4		1	1	1		2	1		8		6	26		126	4
4/23/2008	PM	4	1					2			3	19.7	1	19	\$68.00	117	19
4/24/2008	AM	4	1		1				1	2	5		4	42		95	11
4/24/2008	PM	4			1		1		1		4	23.8	1	2	\$86.01	135	2
4/25/2008	AM	4				2	1				3		1	5		114	5
4/28/2008	AM	4							1		1	17.2	1	6	\$62.00	109	6
4/28/2008	PM	4	2			1					3		1	30		123	30
4/29/2008	AM	4	1	1	1					2	5	16.9	2	13	\$60.95	82	7
4/29/2008	PM	4									0					40	
4/30/2008	AM	4			1			1	1		4		4	29		120	7
5/1/2008	AM	4	1	1			2	2	1	1	8	21.5	5	25	\$76.50	98	5
5/2/2008	AM	4				2				2	4		2	25		77	13
5/5/2008	AM	4	2					2	1	1	7		5	180		160	36
5/5/2008	PM	4			2				2		4	22	3	84	\$78.50	80	28
5/6/2008	PM	4		1					1		2		1	30		94	30
5/7/2008	AM	4					2			2	5	15.3	3	14	\$56.85	106	5
5/7/2008	PM	4			1				1		2		2	95		95	48
5/8/2008	AM	4	1	2						1	4	24.4			\$90.15	161	
5/9/2008	AM	4			2				1	1	4		4	59		131	15
5/9/2008	PM	4		1	1			1			3		1	1		102	1
5/10/2008	AM	4				1	1	1	1		7	23.2	3	14	\$85.95	170	5
5/12/2008	AM	4		1	1			1	2		5	18.6	3	9	\$68.65	86	3
5/12/2008	PM	4		1	1					1	3		2	15		103	8
5/13/2008	AM	4	1					2	1		4	17.1	2	72	\$65.00	90	36
5/13/2008	PM	4						2			2		1	14		111	14

5/14/2008	AM	4		1			1		1		1		4	16.6	2	15	\$61.35	100	8
5/14/2008	PM	4					2						2		2	57		100	29
5/15/2008	AM	4							2				4	16.8	1	100	\$62.05	75	100
5/15/2008	PM	4	1			1	2					4		2	61		88	31	
5/16/2008	AM	4		1		1	2	1		1		6	19	2	39	\$70.10	121	20	
5/16/2008	PM	4		1						1		2		1	2		89	2	
5/17/2008	AM	4	2	1	1		1	4	3	1		13		7	89		166	13	
5/19/2008	AM	4			1	1	1	1	1	1	1	6	27.6	2	22	\$101.05	87	11	
5/19/2008	PM	4				1						3	15.3	1	108	\$56.00	85	108	
5/20/2008	AM	4										2		2	20		110	10	
5/20/2008	PM	4			1			2	3			6	18.3	5	137	\$67.01	93	27	
5/21/2008	PM	4										2	16.1	2	82	\$61.01	112	41	
5/22/2008	AM	4	2	1						1		4		2	16		104	8	
5/23/2008	AM	4					1			1		2		2	11		114	6	
5/25/2008	AM	4					1			1		2		1	2		100	2	
5/27/2008	AM	4			1				1			2	18	1	3	\$68.00	106	3	
5/27/2008	PM	4								1		1	17.8			\$67.00	111		
5/28/2008	AM	4			1		1		1	1		4		3	267		59	89	
5/28/2008	PM	4			1			1	2			4	17.3	3	56	\$65.00	116	19	
5/29/2008	AM	4						1	1	1		3		1	6		106	6	
5/29/2008	PM	4							1			1		1	18		42	18	
5/30/2008	AM	4					1			1		3		1	3			3	
5/30/2008	PM	4	2						1			5	22.3	3	12	\$87.00	73	4	
6/2/2008	AM	4										3	19.4	2	3	\$75.50	133	2	
6/2/2008	PM	4						1	1			2	13.7	2	36	\$53.01	97	18	
6/3/2008	AM	4			1		2	1		3		7		2	48		108	24	
6/3/2008	PM	4						2	1			3	15.5	2	12	\$60.01	77	6	
6/4/2008	AM	4			1	2			2			5		3	24		64	8	
6/5/2008	AM	4					1	1				3	18.2			\$70.35	133		
6/5/2008	PM	4			1			2				4	14.7	2	37	\$56.00	90	19	
6/6/2008	PM	4						1	2	1		4	18.4	4	175	\$70.00	87	44	
6/9/2008	PM	4			1			1	1			3	13.7	2	26	\$53.50	117	13	
6/10/2008	PM	4	2	1	1			2	1			7	23.4	5	61	\$91.01	120	12	
6/11/2008	PM	4						1	2			3	17	1	38	\$66.01	75	38	
6/13/2008	PM	4	3		1							4		2	18		88	9	
6/16/2008	AM	4	2		1				1	1	1	6	19.8	3	31	\$76.75	114	10	
6/16/2008	PM	4			1			2				3		1	30		116	30	
6/17/2008	AM	4	1						2	1		4		2	53		102	27	
6/17/2008	PM	4					1	1	1			3	23	1	36	\$89.01	120	36	
6/18/2008	AM	4	1		1		1	2	1			6	15.2	4	46	\$61.00	93	12	
6/18/2008	PM	4						2	3	1		6		3	105		98	35	
6/19/2008	AM	4			1			1	1	2		5	18.7	2	47	\$75.00	95	24	
6/19/2008	PM	4							3			3		3	228		86	76	
6/20/2008	AM	4					1		1	1		3	18.4	2	47	\$72.75	121	24	
6/20/2008	PM	4	1	1				1	2			5		5	46		131	9	
6/23/2008	AM	4					1	1	2			4	23.5	2	24	\$93.05	137	12	
6/23/2008	PM	4						3	2		1	6		2	14		116	7	
6/24/2008	AM	4	2					2				4	19.4			\$76.65	105		

6/24/2008	PM	4		1				1							3		1	9			142	9
6/25/2008	AM	4	2		1			1							5	22.7	4	61	\$88.55		94	15
6/25/2008	PM	4						1	1	2					4		3	39			113	13
6/26/2008	AM	4	1				1	1	2						6	20.4	2	15			158	8
6/26/2008	PM	4			1			2							3		2	12			73	6
6/27/2008	AM	4	1		1		1								3	17.2	2	16	\$67.00		113	8
6/27/2008	PM	4	3									1	1		5		3	52			131	17
6/30/2008	AM	4	1		1		1		1						6	19.1	3	12	\$74.85		100	4
6/30/2008	PM	4						1	2						3		2	84			133	42
7/1/2008	AM	4			1		1	1	3	1		1	1	1	10	19.9	6	60	\$79.60		76	10
7/2/2008	AM	4					3					1		1	6		1	1			132	1
7/2/2008	PM	4													0	17.9			\$71.00		71	
7/3/2008	AM	4		1				2							5		1	6			106	6
7/3/2008	PM	4			1				1						3	18.9	2	107	\$75.00		127	54
7/7/2008	PM	4						1	1						2		1	28			125	28
7/8/2008	PM	4	2					1	2						5	21.5	4	185	\$84.00		78	46
7/9/2008	PM	4	1					1							2		1	27			82	27
7/14/2008	PM	4	2			2	3								7		1	51			90	51
7/15/2008	PM	4	1						2						3	23.3	2	455	\$93.00		134	228
7/16/2008	AM	4	2		3			1		1					7	16	7	23	\$63.00		108	3
7/16/2008	PM	4	1						1				1		3		2	19			87	10
7/17/2008	AM	4			2								2		4		2	5			105	3
7/17/2008	PM	4	1					2	1						4	23.6			\$93.00		101	
7/18/2008	AM	4	2	2	4			1					2		11	17.6	4	4	\$68.73		124	1
7/18/2008	PM	4		1					3						4		3	41			107	14
7/21/2008	AM	4										1	1		2	21.4	2	365	\$83.55		33	183
7/21/2008	PM	4			1			1	1			1			4		3	204			97	68
7/22/2008	AM	4			3			1	1	1					5	19.6	5	33	\$76.46		113	7
7/22/2008	PM	4	1		3		1		1	2					8		5	47			160	9
7/23/2008	AM	4			1										1	22.4	1	1	\$86.01		117	1
7/23/2008	PM	4							1					1	2		1	2			94	2
7/24/2008	AM	4		1	1			1				1		2	7	16	5	29	\$61.00		98	6
7/24/2008	PM	4							1						2		2	25			74	13
7/25/2008	AM	4											1		3	12.9	2	337	\$48.93		83	169
7/25/2008	PM	4													0							
7/28/2008	AM	4		1	1							3	1		6	13.5			\$50.84		108	
7/29/2008	AM	4			1			2	1			2			6		4	106			133	27
7/29/2008	PM	4							1			2			3	19.1	3	227	\$71.00		59	76
7/30/2008	AM	4			1			2				1			5	9.4	3	13	\$35.01		128	4
7/30/2008	PM	4						1		2					3		2	29			134	15
7/31/2008	AM	4			3							1			4	19.7	4	8	\$73		114	2
7/31/2008	PM	4								1				1	2		1	58			111	58
8/1/2008	AM	4	1		3			2	3			1			10	20.7	4	7	\$76.00		106	2
8/1/2008	PM	4			2			2							4		2	3			122	2
8/4/2008	AM	4			2			1				3	1		7	16.2	4	33	\$59.11		122	8
8/5/2008	AM	4			2		1		2			1			6	9.4	3	4	\$34.17		107	1
8/5/2008	PM	4	1		1			1	2			1			6		5	85			61	17
8/6/2008	AM	4			1	1		1	1	1				1	6	17	4	44	\$51.00		72	11

8/7/2008	AM	4		2		1		2				5	10.8	3	28	\$38.56	107	9
8/7/2008	PM	4		1				1		2		4		2	13		112	7
8/8/2008	AM	4		1		1	1				1	4	18.6	3	25	\$66.00	106	8
8/8/2008	PM	4		1				1		2		4		3	45		129	15
8/11/2008	AM	4		2				2	1	2		7	19.4	4	17	\$68.00	128	4
8/11/2008	PM	4				1			1			2		2	68		116	34
8/12/2008	AM	4		2		1				2	1	6	20	4	125	\$70.00	129	31
8/12/2008	PM	4	2					2	1	1		6		3	78		85	26
8/13/2008	AM	4		2				1			1	4	17.9	3	4	\$61.60	119	1
8/13/2008	PM	4		1								2					61	
8/14/2008	AM	4		2						1	1	4	15.4	4	9	\$53.00	87	2
8/15/2008	AM	4				1		1		2	1	5	9.7	3	13	\$33.44	145	4
8/15/2008	PM	4				1						1					36	
8/17/2008	AM	4		2				4	1		1	8	20.2	4	14	\$69.54	194	4
8/18/2008	AM	4	1	2			2	2				7		3	120		132	40
8/18/2008	PM	4						1	1	2		4		3	59		93	20
8/19/2008	AM	4	1	3		1			3	2	2	12	20.5	12	75	\$70.00	137	6
8/19/2008	PM	4	3	2					1	2		8	17.3	4	24	\$59.00	93	6
8/20/2008	AM	4									4	5					41	
8/20/2008	PM	4	2			1	1			2		6		2	12		137	6
8/21/2008	AM	4		2		1				1	1	5	21.7	4	9	\$73.20	117	2
8/21/2008	PM	4		1				2	3			6		5	163		97	33
8/22/2008	AM	4					1	1	1	1		3	20.6	3	91	\$69.50	105	30
8/22/2008	PM	4				1	1					2		1	33		107	33
8/25/2008	AM	4		1		2			2			5	23	3	57	\$76.52	118	19
8/25/2008	PM	4		1					2			3		3	60		115	20
8/26/2008	AM	4		1				1		2		4	19.4	4	38	\$64.01	100	10
8/26/2008	PM	4	3					2	2			7		3	160		90	53
8/27/2008	AM	4							1	3		4	18.7	3	68	\$61.36	102	23
8/27/2008	PM	4				1			1			2					78	
8/28/2008	AM	4				1		3		1		5	17.8	1	13	\$62.62	101	13
8/28/2008	PM	4		1				1	2	1		5		3	50		95	17
8/29/2008	AM	4		2					2	1	1	6	20.1	5	35	\$70.20	112	7
8/29/2008	PM	4		2					1	2		5		2	22		114	11
9/1/2008	AM	4		5		1	3		1		1	11	24.3	8	29	\$85.26	171	4
9/2/2008	AM	4		3		1	1	1		3		9	11.3	6	37	\$39.50	119	6
9/3/2008	AM	4	1	2				2		1		6		3	50		140	17
9/4/2008	AM	4		2		1	1	3				7	25.2	4	27	\$85.82	124	7
9/4/2008	PM	4	1							1		2		1	7		106	7
9/5/2008	AM	4		1	2	1	2	2	1			9	19.1	4	21	\$67.11	97	5
9/5/2008	PM	4	1					2	1	1		5		2	19		100	10
9/8/2008	AM	4	2	4								6	16.9	1	1	\$57.01	109	1
9/8/2008	PM	4		1	1			1	2	1		6		3	162		114	54
9/9/2008	AM	4						1	2			3	19.6	3	57	\$70.79	82	19
9/9/2008	PM	4	1	1				1		1		4		1	11		131	11
9/10/2008	AM	4		2					1	1	1	5	19.7	4	32	\$71.10	110	8
9/10/2008	PM	4	2						3			5		2	54		109	27
9/11/2008	AM	4	2	2				1		1		6	17.5	5	60	\$62.50	97	12

9/11/2008	PM	4					1			1							66	
9/12/2008	AM	4		4			1	3			1	9	14.9	7	34	\$55.42	98	5
9/12/2008	PM	4	1				1	1				3					122	
9/14/2008	PM	4								1		1	15.5	1	147	\$63.00	68	147
9/15/2008	AM	4		1		1		3		1		6	8.4	2	41	\$32.00	89	21
9/15/2008	PM	4	1					2				4		3	195		93	65
9/16/2008	AM	4	1	1				1			1	4	17.9	2	37	\$68.01	130	19
9/16/2008	PM	4						1	3			4		2	56		90	28
9/17/2008	AM	4		1				1		2		4	18.6	2	15	\$70.00	124	8
9/17/2008	PM	4						2	2	1		5		4	80		90	20
9/18/2008	PM	4		1				2	2			5	23.5	2	71	\$88.00	103	36
9/22/2008	PM	4	3					1	1			5	18.2			\$67.00	121	
9/23/2008	AM	4		2	1					3		7	18.7	5	18	\$69.00	115	4
9/23/2008	PM	4				1		3	1		1	6		1	17		82	17
9/24/2008	AM	4	1	2		1				1		6	15.4	4	12	\$56.00	106	3
9/24/2008	PM	4	1					1	1			3		2	74		74	37
9/25/2008	AM	4			3					2		5	15.2	5	22	\$55.00	99	4
9/25/2008	PM	4	1	1				2	1			7		2	9		131	5
9/26/2008	AM	4						2		2	1	3	20.8	1	2	\$75.00	99	2
9/26/2008	PM	4		1				1		3		6		3	68		139	23
9/27/2008	PM	4	2		1			1	2			6	20.3	3	51	\$73.00	128	17
9/28/2008	PM	4				3				1		4		1	71		169	71
9/29/2008	AM	4	1		1			1		2		5	18.8	4	25	\$103.00	225	6
9/29/2008	PM	4						1	2			3		3	161		100	54
9/30/2008	AM	4		1	3				1	1		7	21.2	6	55	\$75.00	146	9
9/30/2008	PM	4		1				3	2			6		2	78		124	39
10/1/2008	AM	4						3		1	1	5	21.1	4	44	\$74.00	107	11
10/2/2008	AM	4		2				1	1	2		6	10.3	6	92	\$36.10	92	15
10/2/2008	PM	4						2		2		2		1	31		111	31
10/3/2008	PM	4	1					1	1	1		4		2	43		82	22
10/6/2008	AM	4		2		2				4		9	21.8	4	9	\$73.39	129	2
10/6/2008	PM	4						1		1		3		1	11		133	11
10/7/2008	AM	4	1		2					4		8	20.9	6	25	\$69.00	118	4
10/8/2008	AM	4						1		1		2	10.3	2	10	\$33.99	61	5
10/8/2008	PM	4	2		1	2		1				7	25.4	3	28	\$83.00	224	9
10/9/2008	AM	4		1	1				1	3	1	10	18	5	40	\$57.82	95	8
10/9/2008	PM	4		2				2	1			5		3	31		105	10
10/10/2008	AM	4			3				1	1		5	18.6	4	7	\$59.00	87	2
10/14/2008	AM	4		1				1	1	1		5	16.3	3	12	\$48.20	96	4
10/14/2008	PM	4						2				2		2	75		98	38
10/15/2008	AM	4			2					2		2	18.6	2	4	\$54.00	111	2
10/15/2008	PM	4		2			1	2	2			7		4	46		116	12
10/16/2008	AM	4	2	1	1					1	1	7	15.2	5	105	\$44.13	90	21
10/16/2008	PM	4						1		1		2	19.8	2	147	\$57.31	113	74
10/17/2008	AM	4			1					4		5		4	152		89	38
10/17/2008	PM	4		1				1		1		3	16	2	114	\$45.00	55	57
10/20/2008	AM	4			4				1			8	10.4	8	16	\$29.01	115	2
10/20/2008	PM	4	1	1				1		2		5		2	72		131	36

10/21/2008	AM	4			1													2	22.2	1	1	\$61.01	124	1
10/21/2008	PM	4							1									1	16.6	2	65	\$45.01	114	33
10/22/2008	AM	4	2	1	3				1									7	11.5	6	54	\$31.28	129	9
10/22/2008	PM	4							3	1								4		3	36		108	12
10/23/2008	AM	4							2	2			1	1				6	21.5	3	37	\$57.00	149	12
10/23/2008	PM	4									1							1					133	
10/24/2008	AM	4	1	1	1													4	18.9	2	4	\$49.00	122	2
10/24/2008	PM	4	1	1						5						1		8		6	95		137	16
10/27/2008	AM	4	1		3								3					8	23	7	19	\$60.00	112	3
10/27/2008	PM	4	1										2					3		2	19		173	10
10/28/2008	AM	4					1			1	2		1					5	19.9	3	84	\$47.89	84	28
10/28/2008	PM	4											1					4		4	92		130	23
10/29/2008	AM	4											1					6	21.3	5	71	\$49.00	117	14
10/29/2008	PM	4	1	1				1	1	1								5		2	83		148	42
10/29/2008	AM	4	1	1						2	1		2					7	21.9	4	50	\$51.50	112	13
10/30/2008	AM	4	1	1						2	1		2					7	21.9	4	50	\$51.50	112	13
10/31/2008	AM	4									1		1					3		1	2		112	2
10/31/2008	PM	4																0	13.2			\$29.00	40	
11/3/2008	AM	4					2	1	1				1					6		3	93		105	31
11/3/2008	PM	4																1	17.6	1	11	\$37.01	126	11
11/4/2008	AM	4		1														2		1	120		56	120
11/6/2008	AM	4									1		2					4	17	3	18	\$34.12	111	6
11/6/2008	PM	4								1	2							3		3	62		119	21
11/7/2008	AM	4									2		1					4	21.9	2	2	\$43.50	125	1
11/7/2008	PM	4									2	1						3		3	87		105	29
11/10/2008	AM	4										2	2					6	18.6	2	52	\$37.00	108	26
11/10/2008	PM	4		1														3		1	61		61	61
11/12/2008	AM	4																6		4	28		115	7
11/12/2008	PM	4																2	20	2	17	\$38.01	130	9
11/13/2008	AM	4																4	15.8	3	17	\$30.00	135	6
11/14/2008	AM	4																6		3	69		112	23
11/15/2008	AM	4	2								2	2						12	25.5	8	39	\$46.00	202	5
11/16/2008	AM	4	1															14		7	33		180	5
11/17/2008	AM	4																6	19.6	4	71	\$34.00	105	18
11/18/2008	AM	4																4	16.1	4	84	\$28.00	107	21
11/19/2008	AM	4																3		1	1		81	1
11/20/2008	AM	4	1															5	18.1	4	32	\$30.60	128	8
11/21/2008	AM	4																3	16.1	3	18	\$26.65	112	6
11/24/2008	AM	4	2															9	21.7	4	12	\$32.10	147	3
11/25/2008	AM	4		1														6	18.5	3	14	\$29.00	138	5
11/25/2008	PM	4																5		3	89		113	30
11/26/2008	AM	4																3	21.3	1	2	\$32.00	127	2
11/28/2008	AM	4																4		1	2		159	2
12/1/2008	AM	4																3	23.2	1	6	\$37.10	134	6
12/1/2008	PM	4	1															4		2	41		129	21
12/2/2008	AM	4		1														6		4	32		125	8
12/3/2008	AM	4																12		5	19		135	4
12/4/2008	AM	4																2	22.5	2	6	\$36.00	130	3

12/5/2008	AM	4	1		1	1	1			4							106	
12/5/2008	PM	4				1				1	19.6			\$33.00			165	
12/8/2008	AM	4		1		1	2	3		7	14.8	5	19	\$23.00			116	4
12/8/2008	PM	4				1				1		1	34				131	34
12/9/2008	AM	4		1						4		3	28				84	9
12/9/2008	PM	4				1	4			5	19.1	4	125	\$28.00			87	31
12/10/2008	AM	4	1	1	1	2	1			6	19.3	4	88	\$28.30			116	22
12/10/2008	PM	4	3			1				4							109	
12/11/2008	AM	4				2		1		3	16.7	1	29	\$23.50			94	29
12/11/2008	PM	4	1			2	1	1		5		2	19				119	10
12/12/2008	AM	4		3	1	1	1	1	1	8	20	6	25	\$32.00			125	4
12/12/2008	PM	4		1		1	2	1		5		3	41				103	14
12/13/2008	AM	4	1	1				1		3		3	7				59	2
12/14/2008	AM	4		1	1			1		3	19.1	2	42	<u>\$30.54</u>			171	21
12/15/2008	AM	4	1	3		1	1	1		8	12.8	7	22	<u>\$20.50</u>			149	3
12/15/2008	PM	4				1	1		1	2		1	35				130	35
12/16/2008	AM	4		1	1		3	3		8	21.1	4	32	\$32.80			96	8
12/16/2008	PM	4				1	2			4		2	78				56	39
12/17/2008	AM	4	1	2				1		4	12.3	3	6	\$19.20			98	2
12/17/2008	PM	4					3			3		1	20				62	20
12/18/2008	AM	4				1	1	1		3		2	49				114	25
12/18/2008	PM	4	1	1			1			3		1	3				60	3
12/19/2008	AM	4	2	3		1	1	1		8		5	43				104	9
12/19/2008	PM	4				4	2			6	22.2	6	102	\$32.00			131	17
12/22/2008	AM	4	1			3	2	2		8		2	61				84	31
12/22/2008	PM	4	1				2	4		7	16.9	5	77	\$25.00			120	15
12/23/2008	AM	4		1			1			2	10.2	1	1	\$15.00			106	1
12/23/2008	PM	4				2	2	1		5		3	126				154	42
12/24/2008	AM	4				2	1		1	5	20.7	1	36	\$29.00			105	36
12/24/2008	PM	4		1				1		2		1	5				73	5
12/26/2008	AM	4		1			1			2	19.3	2	141	\$29.00			144	71
12/30/2008	AM	4				1	1		1	3	11.2	1	39	\$15.23			95	39
12/30/2008	PM	4					1			1		1	23				134	23
12/31/2008	AM	4		2			3			5	19.1	3	36	\$26.00			87	12
12/31/2008	PM	4					1	1		2		2	119				86	60
1/2/2008	AM	5	1			1	1	1		5	18.1	1	19	\$52.60			214	19
1/3/2008	AM	5		1						1	17	1	10	\$49.30			223	10
1/4/2008	AM	5		1						1	18.8	1	3	\$56.50			108	3
1/5/2008	AM	5	1	1		3	1		1	8	25.6	2	20	\$75.50			198	10
1/10/2008	AM	5							1	1							69	
1/11/2008	AM	5				1	1			2		2	15				117	8
1/14/2008	AM	5				1		1		2	14	1	17	\$39.31			142	17
1/15/2008	AM	5		2			2	1		5		4	22				126	6
1/16/2008	AM	5				1	1	1		4		3	31				138	10
1/17/2008	AM	5		3				1		4	11.4	3	8	\$32.01				3
1/22/2008	AM	5		1	2					3	16.7	3	10	\$45.09			158	3
1/23/2008	AM	5				2	1	1		6	19.5	3	42	\$52.83			106	14
1/24/2008	AM	5		1	2			1		4		2	6				174	3

1/25/2008	AM	5	2		1		1	2		3		2	11		6	84		112	14
1/28/2008	AM	5			1					1			2	21.6	1	3	\$60.29	155	3
1/29/2008	AM	5	1					1	1	2			5	13.1	3	12	\$36.04	143	4
1/30/2008	AM	5	1		3		4	2	1	11			11		5	46		171	9
1/31/2008	AM	5			5					3	1		9	18.9	6	16	\$51.73	130	3
1/2/2008	PM	5					2		1	3			3	20.3	1	10	\$57.66	200	10
1/3/2008	PM	5		1		1			1	3			3		1	2		144	2
1/4/2008	PM	5								1			1					65	
1/6/2008	PM	5			2			1	1	4			4		3	9		141	3
1/7/2008	PM	5								0			0	15.5			\$46.65	37	
1/9/2008	PM	5			1			1	2	4			4	19.3	2	25	\$56.50	184	13
1/10/2008	PM	5	1						3	4			4	22.7	1	31	\$66.00	171	31
1/11/2008	PM	5	2					1		3			3	18.1	1	85	\$51.75	97	85
1/12/2008	PM	5			1	1		1	3	8			8		3	16		195	5
1/13/2008	PM	5			1	1	1	1		4			4	22.9	2	37	\$71.02	187	19
1/15/2008	PM	5								3			3	19.4	3	29	\$54.50	116	10
1/16/2008	PM	5		1					2	3			3	21	1	12	\$58.60	124	12
1/24/2008	PM	5		1				1		3			3	18.9	3	63	\$52.75	103	21
1/25/2008	PM	5			1	1		2		4			4	19.2	2	10	\$53.20	179	5
1/26/2008	PM	5			2		1	1	1	5			5	21.2	2	3	\$58.50	188	2
1/27/2008	PM	5						1		1		1	1		1	4		196	4
1/28/2008	PM	5			2					2			2	18.6	2	2	\$50.70	150	1
2/4/2008	AM	5	1				2	1		6			6	14.4	2	8	\$39.09	165	4
2/5/2008	AM	5			2					1		1	4		3	16		112	5
2/6/2008	AM	5		2			1	1	2	10		2	10	18.7	6	49	\$52.57	125	8
2/7/2008	AM	5	1				2	1	1	6			6	18.6	2	36	\$52.27	116	18
2/8/2008	AM	5			1				2	2		1	6	19.6	4	58	\$54.88	152	15
2/13/2008	AM	5		1	2				3	6			6	21.4	5	53	\$61.88	143	11
2/14/2008	AM	5	1		1				1	5			5	17.7	3	94	\$51.21	133	31
2/15/2008	AM	5		1				1		6		1	6	16.6	2	7	\$48.17	126	4
2/19/2008	AM	5	1				1	2		4			4		1	2		114	2
2/20/2008	AM	5			1		1		1	5		1	5	16.4	3	35	\$45.88	100	12
2/21/2008	AM	5								4			4		4	76		121	19
2/22/2008	AM	5				1	1	2	4	10			10		2	49		128	25
2/25/2008	AM	5			2					3			5		4	44		151	11
2/26/2008	AM	5			1			1		2			4		1	2		149	2
2/27/2008	AM	5			2					3		1	3		2	5		118	3
2/28/2008	AM	5			1					2			2	17.8	1	2	\$51.32	153	2
2/29/2008	AM	5		1	2				1	1		1	8		4	15		138	4
2/6/2008	PM	5	1	1					1	4		1	4		1	28		99	28
2/7/2008	PM	5			1					2			2		2	94		127	47
2/8/2008	PM	5		1				1		2			2		1	16		118	16
2/9/2008	PM	5			2		2	3		7			7	22.8	3	6	\$62.40	180	2
2/10/2008	PM	5		1	1		1			3			3		1	2		203	2
2/11/2008	PM	5					2	3	2	7			7	21.3	3	140	\$57.15	132	47
2/13/2008	PM	5		1	2		1	1		5			5		2	3		143	2
2/21/2008	PM	5	1				1	4	5	11			11	19.3	7	72	\$57.75	153	10
2/22/2008	PM	5	1		1				1	3			3	17.7	2	37	\$52.60	135	19

2/23/2008	PM	5	1	1	1	1	1	2					1	8	19.6	3	8	\$58.25	221	3
2/24/2008	PM	5	1		1		3	1	1					7	17.8	3	60	\$52.50	218	20
2/25/2008	PM	5		1				1						2	20.4	1	6	\$60.10	216	6
2/26/2008	PM	5			1			1						2	16.3	2	8	\$47.50	180	4
2/27/2008	PM	5		1				2						3	17.9	1	10	\$51.75	177	10
3/3/2008	AM	5	1				1	1	1					4	18.8			\$53.99	158	
3/4/2008	AM	5						4					16	20			18	195	44	11
3/5/2008	AM	5					6			1			1	8	17.7	1	18	\$50.47	96	18
3/5/2008	PM	5						3						3		2	37		142	19
3/6/2008	AM	5	1		1			2	1	1				6	16.7	2	5	\$50.37	158	3
3/6/2008	PM	5						1	1				1	3		3	23		109	8
3/7/2008	AM	5					1			2				6	17.3	5	62	\$52.17	132	12
3/7/2008	PM	5					1						1	2		2	31		164	16
3/8/2008	PM	5	1	3	1			2						7	21.1			\$63.55	209	
3/9/2008	PM	5			1		3	1		1			1	7	21	4	11	\$62.68	192	3
3/10/2008	AM	5			1			1	2	2				6		2	12		131	6
3/11/2008	AM	5	1	1		1	2	1						6	16	1	5	\$47.65	133	5
3/11/2008	PM	5			1				1	1				3		2	34		129	17
3/12/2008	AM	5			1			3		1				6	16.6	3	11	\$49.42	84	4
3/12/2008	PM	5			1				1	1				3		2	28		47	14
3/13/2008	AM	5			1					1				2		2	5		144	3
3/17/2008	AM	5			1			1						2	19.4	1	2	\$60.30	143	2
3/18/2008	AM	5			1				1	3	1	1		2		8	5	20	127	4
3/19/2008	AM	5		2	2		2			1			1	7	19.7	3	9	\$60.38	124	3
3/19/2008	PM	5							2	1			2	5		2	54		103	27
3/20/2008	AM	5			1	1	1	1	1	1			1	7	15.5	1	4	\$47.44	147	4
3/20/2008	PM	5						2	1					3	33.4	2	63	\$101.90	155	32
3/21/2008	AM	5				2	1	2	2	5			1	13		6	76		490	13
3/21/2008	PM	5		1						1				3	20	1	286	\$61.00	71	286
3/22/2008	AM	5												1					31	
3/22/2008	PM	5	1	1	1		2	2	1					8	17.5	4	52	\$53.40	188	13
3/23/2008	PM	5	1		3		1	2	2					9		7	75		178	11
3/24/2008	AM	5			2	1			1					7		2	6		153	3
3/24/2008	PM	5	1						1	1				6	19.5	1	19	\$59.00	142	19
3/25/2008	PM	5			1			2		1		1		5		3	84		124	28
3/25/2008	PM	5								1				1		1	123		58	123
3/26/2008	AM	5			4	1		3						8	18.4	5	19	\$59.14	136	4
3/28/2008	AM	5		1				1					1	3	35.3	1	0	\$113.00	98	0
3/30/2008	AM	5		1			3	2	3					9		1	38		200	38
3/31/2008	AM	5	1				1	1		2			1	6	20.8	1	51	\$66.50	184	51
4/2/2008	AM	5					3	2						5	18	1	2	\$57.50	197	2
4/2/2008	PM	5	1				1	1	1					4	17	1	19	\$55.00	169	19
4/3/2008	PM	5			1			1						2		1	3		208	3
4/4/2008	PM	5	4		1			1						6	19.7	3	12	\$65.25	177	4
4/5/2008	PM	5		1	1		2	1	2					7	19.5	5	30	\$70.02	155	6
4/6/2008	PM	5	1		2			1				2		6		2	3		192	2
4/7/2008	PM	5					1							1	20.7			\$67.90	58	
4/8/2008	PM	5			1		1		2					4	16.8	3	26	\$55.00	194	9

4/9/2008	PM	5	2						1													3			1	15			216	15	
4/10/2008	AM	5						1	1	3										1				7		19.6	6	90	\$64.00	145	15
4/12/2008	AM	5		1	3			3															11		18.6	5	38	\$63.50	229	8	
4/14/2008	AM	5						1		1													3		21.1			\$72.00	213		
4/15/2008	AM	5			1				1														2		16.4	2	8	\$55.75	206	4	
4/16/2008	AM	5							1														1			1	30		110	30	
4/16/2008	PM	5	2						1	1													5		20.9	1	9	\$71.10	206	9	
4/17/2008	PM	5								1													2			2	79		59	40	
4/18/2008	PM	5			1			1	1	2													5		17.9	4	73	\$62.50	191	18	
4/19/2008	PM	5		1	1			1	2														6		18.6	1	2	\$65.15	211	2	
4/20/2008	PM	5			1		1	2	1														5			2	13		194	7	
4/21/2008	PM	5	2	1					1	1													7		20.6	1	18	\$72.00	202	18	
4/22/2008	PM	5		1	1			3	2	1													8		20	3	19	\$71.40	226	6	
4/23/2008	AM	5								2													2			2	13		117	7	
4/23/2008	PM	5						2	1														4		20.1	1	22	\$70.25	194	22	
4/24/2008	AM	5		1				1		2													4		14.3	2	71	\$50.00	202	36	
4/25/2008	AM	5	2		1			2															6		24.1	2	30	\$87.00	138	15	
4/27/2008	AM	5	1	1				2															6			1	3		180	3	
4/28/2008	AM	5	1		1					1													3		20.3	1	2	\$73.00	198	2	
4/29/2008	AM	5					1	1	1	1													5		16			\$58.00	143		
4/30/2008	AM	5								1													2		15.6	1	21	\$56.00	155	21	
4/30/2008	PM	5								1													1			1	6		117	6	
5/1/2008	PM	5						1	2														3		19.6	1	5	\$70.00	179	5	
5/2/2008	PM	5		1						1													2			2	57		111	29	
5/3/2008	PM	5	1	2	3			1	1	1													9		23.4	4	33	\$83.40	226	8	
5/4/2008	PM	5			2			1	1	1													5		20	3	13	\$71.00	182	4	
5/5/2008	PM	5			1		1	1	2														6		20.5	2	15	\$72.60	195	8	
5/6/2008	PM	5		1	1				1	1													6			4	22		157	6	
5/7/2008	PM	5	1		1					1													4		19.5	2	55	\$72.45	127	28	
5/12/2008	AM	5								1													2			1	24		157	24	
5/13/2008	AM	5								2													4		16.9	1	19	\$62.00	71	19	
5/14/2008	AM	5																					0						133		
5/14/2008	PM	5							1	3													5		19	5	136	\$69.00	120	27	
5/15/2008	PM	5	1		1				1														3			1	1		175	1	
5/16/2008	PM	5					1		2	2													5		18	3	87	\$66.40	90	29	
5/17/2008	PM	5			4		2	2		1													9		19	5	9	\$70.00	208	2	
5/18/2008	PM	5	1		5			1	1														11			9	16		185	2	
5/19/2008	PM	5	1					1	3														5		19.2			\$69.00	215		
5/20/2008	PM	5			3		1		1														5		18.9	3	5	\$68.00	190	2	
5/21/2008	AM	5	1				1	3	1														6		18.5			\$67.00	130		
5/21/2008	PM	5			1																		2			1	2		156	2	
5/22/2008	AM	5	1						1	3		1											7		17.9	5	210	\$68.00	108	42	
5/23/2008	AM	5					2		1					1									5			1	52		87	52	
5/24/2008	AM	5	2	1			1	2	1					1	1								11		19.4	7	71	\$73.00	209	10	
5/25/2008	AM	5	2		1		3		2														11		22.2	5	44	\$84.00	268	9	
5/26/2008	AM	5	2	1			3		1					1									9		15.7	1	55	\$59.00	250	55	
5/27/2008	AM	5		1	2		1	2	1														8		19.4	3	15	\$73.00	206	5	
5/28/2008	AM	5			1		1		1														5		26.2	3	154	\$98.30	100	51	

7/15/2008	PM	5	2	2	1				2					7	18.9	5	76	\$75.60	192	15
7/16/2008	AM	5			2				2					7		3	20		133	7
7/16/2008	PM	5				1	2	2						5	17.9			\$73.75	131	
7/17/2008	AM	5		1			1		1					5		3	60		155	20
7/18/2008	AM	5	1	1				1	2					5		2	12		131	6
7/19/2008	AM	5	4	1	2		1	2	6					19	22.3	8	67	\$87.00	227	8
7/20/2008	AM	5	2	1			1	3	1			1	1	12	23.3	5	57	\$91.00	254	11
7/21/2008	AM	5											1	3	24.7	1	404	\$96.40	60	404
7/22/2008	AM	5						1	2					4	17	3	130	\$66.55	171	43
7/23/2008	PM	5	2			1	2	1	2					9	19.7	4	180	\$75.00	143	45
7/24/2008	PM	5		2			1		2				2	7		4	62		198	16
7/25/2008	PM	5					1							5	22.6	3	276	\$85.75	101	92
7/26/2008	PM	5	2	1			4							9	21.8	2	63	\$81.80	206	32
7/27/2008	PM	5	1	2	1		3	1						9	23.4	2	11	\$87.60	219	6
7/28/2008	PM	5	1		1		1							3		1	2		115	2
7/29/2008	PM	5	1		2	1		2						9	24	6	136	\$89.25	187	23
7/30/2008	PM	5	1		1			6	2					10	17.1	5	62	\$63.00	192	12
7/31/2008	AM	5	1	1			2	3						7	23.1	1	71	\$85.00		71
8/1/2008	AM	5	1						1					6		2	35		190	18
8/20/2008	PM	5				1	1	4						6	21	1	2	\$71.10	143	2
8/21/2008	PM	5	1	1	1		3	1	3					12		4	32		199	8
8/22/2008	PM	5	1	1			1	1	3					8				\$71.90	205	
8/23/2008	PM	5	1	1			1	4	2	1				10	20.6	1	9	\$68.00	230	9
8/24/2008	PM	5	1					2	2					7	21.8	5	88	\$72.10	209	18
8/25/2008	PM	5				1	1	1	3				1	8	17.9	3	126	\$59.00	171	42
8/26/2008	PM	5	3	1	1		1	1	2	1				10	19.3	3	37	\$63.40	180	12
8/27/2008	AM	5	1				1	1	2	5		1	1	13		5	152		134	30
8/27/2008	PM	5					1	1	1	1				4	19.9	2	22	\$65.05	244	11
8/28/2008	AM	5					3	2	5	4				15	19.1	6	102	\$67.00	188	17
8/29/2008	AM	5	2	3			3	3	2	6				19		4	35		178	9
8/30/2008	AM	5			1		1	1	7	3				14	21.7	4	39	\$76.00	179	10
8/31/2008	AM	5	1		1		3	3	1				1	11	22	3	30	\$77.00	195	10
9/1/2008	AM	5		2	2		1	1	1					11	15.6	4	38	\$54.00	189	10
9/2/2008	AM	5		1	1		2	4	2	1				13	24	5	32	\$84.00	194	6
9/3/2008	AM	5		3			1	1	4	1				10	21	5	63	\$73.00	137	13
9/4/2008	PM	5		2			3	3	8					16		8	103		192	13
9/5/2008	AM	5		1			2		2	2				9	22.4	2	3	\$76.00	114	2
9/5/2008	PM	5	2					3						5	19.6	2	6	\$67.25	164	3
9/6/2008	PM	5	1			1		1	1					4		2	77		192	39
9/7/2008	AM	5					2	4	1			1		8	17.6	3	180	\$60.00	168	60
9/7/2008	PM	5	2		1		3	1	1					9	18.5	3	32	\$63.00	246	11
9/8/2008	PM	5	1	1			1	2	4					13	19.8	1	11	\$67.20	180	11
9/9/2008	PM	5		1	1			1	2					5		3	266		81	89
9/10/2008	AM	5					2	1	1					4					120	
9/10/2008	PM	5	1	1			3		2	1				8	22.2	1	4	\$80.00	174	4
9/11/2008	AM	5	3		1			4	2	1				13	20.3	6	93	\$72.65	141	16
9/12/2008	AM	5		3			2	4	4	2				18	22.4	4	98	\$83.00	178	25
9/13/2008	AM	5	1		1		1	1	5					11	17.6	1	4	\$67.00	182	4

9/14/2008	AM	5	1		4	1		7	2	4			1			1	21	18.6	10	312	\$71.00	163	31
9/15/2008	AM	5		1	1		1	3	1	1			1	1			10	18.1	1	20	\$67.00	192	20
9/16/2008	AM	5		2			2	4	1			1					10	21.8	1	5	\$83.00	170	5
9/17/2008	AM	5	1				1	1	2	3		1	1		1		11		4	111		165	28
9/17/2008	PM	5						1	2	1							4		2	133		141	67
9/18/2008	PM	5	3	1	1			2	1			1					9	21.5	1	2	\$81.00	189	2
9/19/2008	AM	5		2				2	8	1		1	1				15		6	103		144	17
9/19/2008	PM	5		1			1	2	1								5					182	
9/20/2008	PM	5					1	1	2			1					5	39.7	2	33	\$148.10	272	17
9/21/2008	PM	5	1	1			2	4	1	1					1		11	20.9	2	14	\$77.10	220	7
9/22/2008	PM	5	2	2				3	1	1		1					10		2	37		236	19
9/23/2008	PM	5	2	1	2			2	3	2		1					13	20	8	70	\$74.01	209	9
9/24/2008	PM	5	2	2				2	3	1		1					11	21.6	1	3	\$78.60	160	3
9/25/2008	AM	5	1	1	1			2		3	3					2	13		6	46		165	8
9/26/2008	AM	5			1		1	2	1	1		1			1		8	23.3	3	52	\$84.00	161	17
9/27/2008	AM	5	1		3		1		3	1			2		1		11	20.8	4	22	\$75.01	139	6
9/27/2008	PM	5			1			3	1								5	12.5	1	1	\$45.30	157	1
9/28/2008	AM	5	1	2				2				2					8		2	6		205	3
9/30/2008	AM	5								4							4	19.8	4	123	\$70.00	127	31
10/1/2008	AM	5					1	2	1								4		3	41		71	14
10/1/2008	PM	5		1				1	2			1					5	18			\$63.00	205	
10/2/2008	AM	5	2	1	1			1	3	2							10	19.6	4	114	\$68.00	153	29
10/2/2008	PM	5	1		1			2	2	1							7	17.3	2	78	\$60.40	189	39
10/3/2008	PM	5	1	3			1	1	1	1		1		1			10	19.8	2	35	\$68.50	203	18
10/4/2008	PM	5	1		1			5	2	2		1		2			14	21.4	4	83	\$73.00	195	21
10/5/2008	AM	5	1		1		1	1	2			1		1		3	11		5	44		155	9
10/5/2008	PM	5		4	2			2				1			1		10	19.6	4	35	\$66.00	184	9
10/7/2008	AM	5		2				1	1			2					6	18.4	4	25	\$61.00	120	6
10/7/2008	PM	5		1			1		1			1					4	20.3	2	25	\$66.87	176	13
10/8/2008	AM	5	3							4			1	2		1	11		4	37		183	9
10/8/2008	PM	5						1							1		2	20.6			\$70.00	93	
10/9/2008	AM	5	1					5	4	1		1					12		3	41		197	14
10/10/2008	AM	5	1					1		2							4	17.8	2	171	\$57.00	109	86
10/12/2008	PM	5							1						2		3					120	
10/13/2008	AM	5	5				1	2	1	1							10	19.8	2	11	\$59	148	6
10/14/2008	AM	5							1	2		2					5		4	67		90	17
10/15/2008	AM	5		1	1		2	1		3		3				1	12	20.4	7	195	\$59.00	166	28
10/16/2008	PM	5										3					3		3	387		39	129
10/17/2008	PM	5	1	1			1	1	2			1				1	8	19.6	3	59	\$55.00	179	20
10/18/2008	AM	5	1		1		1	1	1	4		1					10	16.4	6	76	\$46.00	200	13
10/18/2008	PM	5	1				1		2	1					1		6	20.2	1	1	\$57.01	242	1
10/19/2008	PM	5	1		1			2	2	1		2				2	11		6	58		199	10
10/20/2008	PM	5	1						1	2							4	21.9	3	62	\$61.01	161	21
10/21/2008	PM	5	2	1	1					1							5	18.4	3	49	\$50.40	229	16
10/22/2008	AM	5	1	1				1	1	2				1			7	22.6	2	40	\$61.00	128	20
10/22/2008	PM	5	1	1	3					4							9		7	106		157	15
10/23/2008	AM	5		1				3		1							5	23.6	1	170	\$63.00	164	170
10/24/2008	AM	5		1				1		5					1		8	23.2	7	112	\$60.00	165	16

10/25/2008	AM	5	1	2	1		1	1	2		1		1	11		6	62		138	10
10/26/2008	AM	5			1	2	4	2	1	1			1	13	21.8	5	25	\$56.00	221	5
10/27/2008	AM	5	1		1	1	1		2	1		1	10		4	133		169	33	
10/28/2008	AM	5			2	1	1	4	2	2		1	12	19.6	5	58	\$47.00	192	12	
10/29/2008	AM	5			1	1	1	2	1	1			7		6	105		128	18	
10/29/2008	PM	5											0					35		
10/30/2008	PM	5		1	1		1	3	1	1			8	17.1	3	42	\$38.85	164	14	
10/31/2008	PM	5		1		2	2	1	3				9	20.8	4	70	\$45.65	168	18	
11/1/2008	PM	5			2		2	3	2			1	10	19.3	5	59	\$42.15	200	12	
11/2/2008	PM	5					3	1		2			6		3	72		165	24	
11/3/2008	PM	5							2	1		2	5	20.4	1	11	\$43.50	198	11	
11/4/2008	AM	5								1			1		1	120		36	120	
11/4/2008	PM	5		1			1	2	2	1			7	21.2	2	56	\$44.50	215	28	
11/5/2008	AM	5	1					2	3				6	18.4	1	13	\$38.00	118	13	
11/5/2008	PM	5	1		1		2	1	1	1			7		3	22		180	7	
11/6/2008	AM	5	3	1				2	3				9	24	3	154	\$48.00	186	51	
11/7/2008	AM	5			1		1	3	2	2		1	10	24	4	53	\$48.00	158	13	
11/8/2008	AM	5	1			1			1				3		2	242		97	121	
11/9/2008	AM	5	1		1		2	1	1	1			9	21.2	4	201	\$42.00	144	50	
11/10/2008	AM	5						1		2	1		4		1	4		148	4	
11/11/2008	AM	5	1	1	1		1	2	1	2	1		10	17.2	4	48	\$34.00	181	12	
11/12/2008	AM	5							2	3			5	22	4	45	\$41.00	131	11	
11/13/2008	AM	5	3		1								5		1	1		121	1	
11/13/2008	PM	5	1	1				2	2				6	19	3	35	\$35.75	185	12	
11/14/2008	AM	5	1		1				2				4	11.1	2	35	\$21.00	135	18	
11/14/2008	PM	5					1		6				7		2	79		145	40	
11/16/2008	PM	5	2		2			2	1	3		1	11	22.3	6	79	\$40.20	217	13	
11/17/2008	PM	5			2		1	3	2				8	22.6	5	59	\$40.00	202	12	
11/18/2008	PM	5				1			2		4		7	16.7	3	100	\$28.50	151	33	
11/19/2008	AM	5			1			1	1				3		3	51		125	17	
11/19/2008	PM	5						1	2			1	4	17	3	64	\$29.00	110	21	
11/20/2008	AM	5	1							2			3	16.3	2	155	\$27.75	125	78	
11/20/2008	PM	5	1	2				1	3				7	3.6	2	30	\$6.18	61	15	
11/21/2008	AM	5					3	2	2	2	1		10	19.5	3	56	\$31.30	249	19	
11/22/2008	AM	5					1	1	4	1			7	17.5	5	124	\$28.00	233	25	
11/22/2008	PM	5	1		2		1	2	1				7		3	34		219	11	
11/23/2008	AM	5		1	1		1		2	2	1		8	23.2	3	92	\$36.25	254	31	
11/24/2008	AM	5		2			1		2	1			6		2	85		108	43	
11/26/2008	PM	5	1	1	1			1					4	16.6	1	2	\$24.60	199	2	
11/28/2008	PM	5	1	2	1			2	1				7	19.9	1	2	\$29.35	185	2	
11/29/2008	PM	5	1		1		1	1		1			5	17.5	2	18	\$28.00	222	9	
11/30/2008	PM	5	1				4		4				9	20.9	5	132	\$33.50	224	26	
12/1/2008	PM	5	2		1				2				5	17	2	60	\$27.20	117	30	
12/2/2008	PM	5		2	1				1			1	5		3	23		212	8	
12/3/2008	PM	5	1	1			1		6				9	17.5	7	207	\$27.00	272	30	
12/4/2008	AM	5		1	1			1	1				4	17	3	79	\$25.60	179	26	
12/5/2008	AM	5	2					1	1				4		2	101		32	51	
12/6/2008	AM	5			2		1	4	4				11	23.3	6	81	\$37.60	203	14	

12/7/2008	AM	5	1	1	1	1	4	1	2	1							1	13	23.2	4	39	\$36.00	240	10					
12/8/2008	AM	5								3		1						4	20.6	4	96	\$30.50	141	24					
12/9/2008	AM	5					2		1	1								4					189						
12/10/2008	AM	5							1									1		1	47		60	47					
12/10/2008	PM	5					1	1	2									4	19.1	2	96	\$27.60	132	48					
12/11/2008	PM	5		2		2		1										6	22.2	1	4	\$31.18	204	4					
12/13/2008	AM	5	3		3				2									8		6	81		253	14					
12/13/2008	PM	5		1	2			2	1									6	21.8	2	4	\$35.00	239	2					
12/14/2008	PM	5		1				2	3									6	18.8			\$29.00	207						
12/15/2008	AM	5						1	4								1	9		7	89		182	13					
12/15/2008	PM	5	1					2	1	1								5	18.8	1	31	\$29.50	186	31					
12/16/2008	PM	5	1			1	1	2	3									8	17.5	2	42	\$26.25	127	21					
12/17/2008	AM	5						2										3		1	6		66	6					
12/17/2008	PM	5		1				1	2									4	18.8	3	46	\$28.20	81	15					
12/18/2008	AM	5					1		1									2		1	35		170	35					
12/19/2008	AM	5	1				2	1	2									6	23.3	1	24	\$35.00	159	24					
12/20/2008	AM	5	2	1		1		2	1									8	23.6	3	35	\$35.00	234	12					
12/21/2008	AM	5	2	1			1	2	1								1	8	16.7	2	34	\$24.80	177	17					
12/24/2008	PM	5				3	1											4					237						
12/26/2008	PM	5	1	1			3						2					7	19.8	2	18	\$28.50	171	9					
12/27/2008	PM	5						3	3	1						1		8	18.9	4	196	\$26.00	115	49					
12/28/2008	PM	5	1	1		1	2	3		1								9	20.2	1	9	\$27.50	150	9					
12/29/2008	PM	5	1					2		1								4	17.6	2	33	\$24.10	176	17					
12/30/2008	PM	5	1			1	3	1										6	17.7	1	14	\$24.00	195	14					
CY 2008			1346	992	1921	34	954	2211	2811	2327		2124	4	209	359	92	132	77	1	315	51	103	16066	26349.89	6428	96855	\$81,554.50	315623	

1/6/2009	AM	0							5									1	5	7.7	1	60	\$10.49	94		
1/26/2009	AM	0		2				1	1	1								1	3	17.1	3	20	\$23.19	109		
1/27/2009	AM	0							1			1							2		1	1		147		
1/28/2009	AM	0								1		1							2	22.1	2	11	\$33.10	145		
1/29/2009	AM	0										1							1	12.8	1	4	\$19.30	172		
1/30/2009	AM	0						2				1							3		3	92		112		
2/3/2009	AM	0						2	2	4		1							9	19.3	5	50	\$29.00	123		
2/4/2009	AM	0			2			2											4		4	57		216		
2/5/2009	AM	0						1		1									6		4	17		175		
2/6/2009	AM	0						1											1	20	1	26	\$30.00	210		
2/9/2009	AM	0			1			3	3			1							8	19.2	2	8	\$28.53	165		
2/10/2009	AM	0								1		1							2		2	4		95		
1/2/2009	PM	1	1									2							3	11.1	2	67	\$16.74	88		
1/5/2009	AM	1	1		2																3	64	\$30.00	102		
1/5/2009	PM	1	1	1			1		1										4	28.3	2	48	\$42.55	226		
1/6/2009	AM	1		1					1			2			1	1					4			152		
1/6/2009	PM	1			1				1										2	19.8	1	2	\$31.79	187		
1/7/2009	AM	1	1		3			1											8	11.5	4	26	\$20.23	154		
1/8/2009	AM	1			2			1	1			1			1	1			5	13.1			\$21.02	153		
1/9/2009	AM	1			1					1									2		4	160		68		
1/9/2009	PM	1				1			1										6	16.9	3	47	\$27.14	131		
1/12/2009	AM	1			5				1										1	4	7.7	3	136	\$12.37	96	

1/12/2009	PM	1					2					1	5		2	125		125
1/13/2009	AM	1			1	3	1				1	1	12	20.6	5	111	\$33.00	153
1/13/2009	PM	1		1			3	1					5	18.8	1	3	\$30.13	129
1/14/2009	AM	1			1						2		1	18.8			\$30.19	177
1/14/2009	PM	1					1						1	10.8	2	43	\$17.40	124
1/15/2009	AM	1	1		2		3	2					8		3	60		71
1/15/2009	PM	1					1	1					2		3	9		138
1/16/2009	PM	1					1	1					2	13.1	2	29	\$20.85	171
1/19/2009	PM	1			1		1	1	2				5		1	1		40
1/20/2009	AM	1	1		1		1	1					5	21.5	1	3	\$34.40	120
1/20/2009	PM	1	1				1						3		2	68		138
1/21/2009	AM	1			2			1	1				4	17.3	2	22	\$27.70	142
1/21/2009	PM	1							2	1			3		3	116		204
1/22/2009	AM	1		1	1			1			1		8	17.4	4	14	\$27.65	132
1/23/2009	AM	1			2		1				1		4	19.8	1	6	\$31.39	115
1/23/2009	PM	1			1								1	9.2	2	23	\$14.82	84
1/25/2009	AM	1				3		1	3				4	12.6	3	7	\$20.30	129
1/26/2009	AM	1	1		1		3	1					7		1	11		149
1/26/2009	PM	1	2			5							7	10.7	1	1	\$17.00	169
1/27/2009	AM	1			1		1	2	2				8		2	19		107
1/27/2009	PM	1					2	5	2				9	16.6	2	38	\$26.50	179
1/28/2009	AM	1				3	1	3					9		1	3		138
1/28/2009	PM	1											4	20.9			\$32.18	142
1/29/2009	AM	1					2	1			1		4	20.5			\$32.50	128
1/29/2009	PM	1						1					1	20.2			\$31.23	136
1/30/2009	AM	1	1		2		1				1		4		2	15		164
1/30/2009	PM	1		1	1			2	1				5	11	2	53	\$17.38	143
2/1/2009	PM	1		1			2	1					5	18.2			\$28.80	132
2/2/2009	PM	1	1				1						12	18.4	3	57	\$29.05	207
2/3/2009	PM	1					1						1	18.8			\$29.00	213
2/4/2009	PM	1		1				5					7	14.1			\$21.50	199
2/5/2009	PM	1											5	19.1	2	10	\$29.50	182
2/6/2009	PM	1				1	2	1			1		8	14.5	6	14	\$22.98	160
2/9/2009	PM	1	1				2						10	14.2	5	89	\$21.91	143
2/10/2009	PM	1					1						1	11.7			\$18.26	84
2/11/2009	PM	1				1		1					4		1	1		94
2/12/2009	PM	1					1	1					3		2	24		144
2/13/2009	PM	1					1						1	19.7			\$27.44	207
1/2/2009	AM	2					1				2	1	5	11.3	2	9	\$14.76	150
1/5/2009	AM	2			1							1	1	11.7	4	11	\$18.31	169
1/5/2009	PM	2		1	1		3		1				6	17.8	1	2	\$28.00	144
1/6/2009	PM	2				2	1	2					5	19.9	3	37	\$30.35	186
1/7/2009	AM	2	1				1		1				8	15.1	1	2	\$22.57	149
1/7/2009	PM	2				2	1	1					9	20.8	3	6	\$35.48	131
1/8/2009	AM	2	1								1	2	2	9.1	2	3	\$15.48	101
1/8/2009	PM	2	1				4	1					6		3	14		95
1/9/2009	AM	2		1							1	2	1	17.7	2	15	\$30.12	111
1/9/2009	PM	2				1							3		1	35		166

1/12/2009	AM	2	2		3		1		2			1		1			8		2	19			125
1/12/2009	PM	2	1					1									2	20.8	3	56	\$31.00		130
1/13/2009	AM	2	2	2			1		2			2					7	18.2	3	65	\$31.00		198
1/13/2009	PM	2	1				4	2	1		1						3		3	8			132
1/14/2009	AM	2						1			2						3	16.4	2	18	\$27.91		107
1/14/2009	PM	2		1		1	1	2	1								6	9.1	3	22	\$15.48		106
1/15/2009	PM	2	3	1			1	4			1						3	21.5	2	3	\$36.60		109
1/16/2009	AM	2	1			1	3				1						5	17.6			\$29.94		133
1/16/2009	PM	2			1		3	3	1								8	17.4	1	2	\$28.87		160
1/18/2009	AM	2			1		1	1			1		1	2			8		2	19			137
1/19/2009	AM	2			1			1			1						3		2	21			122
1/20/2009	AM	2			1				1								2	14.7	1	3	\$25.00		111
1/21/2009	AM	2			1				1				1	1			2		5	56			140
1/21/2009	PM	2					1	1			3						5		4	29			68
1/22/2009	AM	2				1	2	1	2				1	1			6	19.4	4	57	\$33.00		105
1/22/2009	PM	2		1			1	1	1		3						7	19			\$31.98		122
1/23/2009	AM	2			1		1		1		1	1	2				4	13.8	2	5	\$23.20		151
1/23/2009	PM	2									2					1	10	19.8	4	24	\$33.27		148
1/24/2009	AM	2	3		2		3	3	5	3			2	2			19		2	16			131
1/26/2009	PM	2		2				1									6		1	21			140
1/27/2009	AM	2			2		3		4			1			1	1	10	13.3	4	17	\$22.48		130
1/27/2009	PM	2	1	2			3	1	3					1	1		4	20.7	3	9	\$34.80		114
1/28/2009	AM	2		1			1	1	7								10		1	33			130
1/28/2009	PM	2															0	19.7	3	36	\$33.09		136
1/29/2009	PM	2		1		1		3	1		1						7	11.3	2	39	\$19.00		166
1/30/2009	AM	2	1				1	1			1	1					4		1	60			128
1/30/2009	PM	2	1				1	1	1		2						6	20	4	39	\$33.70		207
2/2/2009	AM	2	1		1		1		1								4	21.1	4	96	\$36.00		191
2/3/2009	AM	2	1	1			1	1	2				1				7	18.5	2	85	\$31.21		210
2/3/2009	PM	2				1	4	4	1								10	18.4	3	15	\$31.00		224
2/4/2009	AM	2		1	3		1		1								6		2	5			162
2/4/2009	PM	2	1				1	3									5	18.3	5	47	\$30.77		122
2/5/2009	AM	2					1		2		1						9		5	109			171
2/5/2009	PM	2		2			3				1						6	18.6	3	37	\$30.83		128
2/6/2009	AM	2	1											1			1	13.8	4	136	\$23.00		123
2/7/2009	AM	2				1		1		2							4	16.1	2	7	\$29.05		137
2/9/2009	AM	2						1		2		1	1				3	22	2	17	\$39.73		153
2/10/2009	AM	2			1				3		2						6	12			\$21.73		86
2/11/2009	AM	2		1					1		1						3	9.6	1	2	\$17.40		109
2/12/2009	AM	2			2				2				1				4	19.7			\$33.20		106
2/13/2009	AM	2			1			1	1		1						4						135
2/14/2009	PM	2	1		3		2		2		3						11	17.2	2	11	\$30.94		159
2/15/2009	PM	2															0		2	17			147
1/2/2009	AM	3					1										1	19	4	87	\$34.20		105
1/2/2009	PM	3		1	1		1	1	1		1						4	12.9	2	53	\$22.95		158
1/5/2009	AM	3			1		1	1	1								4		1	14			115
1/5/2009	PM	3			1		1	2	2		1						7	23.6	3	19	\$42.58		132
1/6/2009	AM	3				1			2								3		2	50			133

1/6/2009	PM	3	1	1			2	1	1	2		8	14.1			\$25.26	170
1/7/2009	AM	3			1		1		1			5		1	4		87
1/7/2009	PM	3			1		1	4	1	1		8					122
1/8/2009	AM	3	2					2	1	1		6	20.2	4	66	\$36.38	124
1/8/2009	PM	3	1		1	1	1	1	1	1		8		3	10		159
1/9/2009	PM	3				1	1	1	2	2		7	22.4			\$40.25	50
1/10/2009	PM	3			1		2	3	2	1	2	11	18.1			\$32.39	114
1/11/2009	PM	3	1				2	3				6	20.1	3	85	\$33.45	160
1/12/2009	AM	3		1			1				1	3		3	63		139
1/12/2009	PM	3		1	2				1			7		4	20		137
1/13/2009	AM	3	1		2							3	16.6	2	10	\$29.00	130
1/13/2009	PM	3	1	1	1		1	3	1			8		2	4		138
1/14/2009	AM	3	1		1		1	1	1	1		7	12.9	3	6	\$23.23	133
1/14/2009	PM	3		1			2	2	2			7	7.5	2	3	\$13.46	77
1/15/2009	AM	3			2		1	2			1	6	16.1	2	26	\$28.89	76
1/15/2009	PM	3	2			1	1	1	2	1		8	16.6	1	2	\$28.30	151
1/16/2009	AM	3	1		1		2	3	1			8					128
1/16/2009	PM	3		2			1	1	1	1		8	11.8	2	5	\$20.99	165
1/19/2009	AM	3			2		1	2	1	1		7		5	46		104
1/20/2009	AM	3					1		2			3					174
1/20/2009	PM	3		1	1		1	2			1	23	24.2	7	36	\$42.65	268
1/21/2009	AM	3										3	20.2	4	16	\$40.50	201
1/21/2009	PM	3		2				1			1	4	15.3	1	28	\$25.72	189
1/22/2009	AM	3										0	14.4	2	43	\$24.50	262
1/22/2009	PM	3			1		2		4	2	1	10		1	6		36
1/23/2009	AM	3			1		1	1			1	4		3	14		158
1/23/2009	PM	3	2			1	1	1			2	7	11.4	1	1	\$19.49	122
1/26/2009	AM	3			1		2				1	4	17.7	2	31	\$30.00	131
1/26/2009	PM	3		1				1	2		1	5	20.4	2	21	\$34.40	120
1/27/2009	AM	3	1					2	2		1	6	13.8			\$22.26	136
1/27/2009	PM	3						1	4	4		9	9.9	5	35	\$16.72	138
1/28/2009	AM	3						1	3		1	5		1	26		153
1/28/2009	PM	3										0	19.9	1	8	\$35.10	211
1/29/2009	AM	3	1					1	1	1		4		1	8		55
1/29/2009	PM	3		1	1			1			2	1	13.3	7	80	\$22.66	117
1/30/2009	PM	3	1				1	1	2			10	15.8	5	64	\$26.58	151
1/31/2009	AM	3			2		1	2	2		1	8	9.5	1	29	\$16.96	107
2/2/2009	AM	3					1	1	1			3	21.8	6	107	\$36.70	131
2/2/2009	PM	3		1			3	3			1	8		4	58		221
2/3/2009	PM	3	2			1	1		2			6	4.3	5	64	\$7.21	92
2/4/2009	PM	3	1	1		1	3	2			1	10		9	177		87
2/5/2009	AM	3			1				1		1	3		5	159		92
2/5/2009	PM	3	1	1	2		1		1		3	9	15.3	8	178	\$26.00	157
2/6/2009	AM	3	1			1	1				2	5		1	30		59
2/6/2009	PM	3	1	1	1			1			1	1		1	10	\$23.24	118
2/8/2009	AM	3			1		1	2	2	1	1	7	15.7	8	178	\$27.59	99
2/9/2009	AM	3			1				1		1	3		4	22		45
2/9/2009	PM	3						3		2	1	3	19.9	2	95	\$33.50	103

2/10/2009	AM	3		1		1		2		4							
2/10/2009	PM	3		1	1	4	1	1		2							
2/11/2009	AM	3					1	1		2							
2/11/2009	PM	3	1	1			1	1		4							
2/12/2009	AM	3					2	1	1	3		19.9	3	117	\$33.30	137	
2/13/2009	AM	3			2					2							
2/13/2009	PM	3	1		1		1	2	2	1		20.4	4	84	\$33.90	110	
1/2/2009	AM	4			1		1			2		8	1	28	\$15.26	78	
1/2/2009	PM	4						1	3	4		22.9	4	55	\$43.50	125	
1/3/2009	AM	4	1		2			2	1	3		18.4	4	150	\$35.00	188	
1/4/2009	AM	4			2		1			2				1	23		145
1/5/2009	AM	4							1	1				2	11		147
1/5/2009	PM	4						2		1				3	78		145
1/6/2009	AM	4	1						1	2				4	1	17	114
1/6/2009	PM	4						1	2	3		18.6	1	35	\$35.00	35	
1/7/2009	AM	4					1	1	1	6		20.4	2	103	\$38.86	98	
1/8/2009	AM	4		1	1					1				4	245		70
1/8/2009	PM	4		1					2	1				2	93		133
1/9/2009	AM	4				1	1	1	1	3		14.5	4	37	\$26.99	140	
1/12/2009	AM	4			1				1	2				4	102		128
1/12/2009	PM	4			1					1		23	3	57	\$42.86	163	
1/13/2009	AM	4			2					2				4	3	155	107
1/13/2009	PM	4							3	1				4	56		145
1/14/2009	AM	4			1					10		22.3	3	8	\$42.00	217	
1/14/2009	PM	4						2	1	3		21.7	1	5	\$40.30	203	
1/15/2009	AM	4			2		2	2		6				1	1		207
1/15/2009	PM	4			1			1	1	6		21.4	4	50	\$39.59	96	
1/16/2009	AM	4				1	1			2				2	31		81
1/16/2009	PM	4							2	5		21.2	1	18	\$39.00	154	
1/17/2009	PM	4	3						3	8		15.1	3	44	\$28.00	271	
1/19/2009	PM	4	2						1	6		20.8			\$38.38	146	
1/20/2009	AM	4			1					2		12.8	1	31	\$23.87	121	
1/20/2009	PM	4			1		1		1	3				4	113		138
1/21/2009	AM	4	1		1			1		7				4	80		124
1/21/2009	PM	4						1	1	3		23.6	4	93	\$43.65	212	
1/22/2009	AM	4				2				2		17.3			\$31.22	156	
1/22/2009	PM	4				1	1	2		6		18.8	2	11	\$34.04	140	
1/23/2009	AM	4					1	1		8		17	1	3	\$30.59	152	
1/23/2009	PM	4			1		1	2		5		20.1			\$36.25	70	
1/26/2009	AM	4			1			1		3		17.4	5	46	\$32.26	80	
1/26/2009	PM	4	1						1	2				3	39		117
1/27/2009	AM	4			1			3	2	7		12.1	5	44	\$21.57		
1/27/2009	PM	4					2	4		6		10.6			\$18.77	168	
1/28/2009	AM	4						1		2		16.8			\$30.23	100	
1/28/2009	PM	4								0		17.7	2	27	\$33.00	133	
1/29/2009	AM	4		1	1			2	1	2				1	33		84
1/29/2009	PM	4	1					1		2				3	59		103
1/30/2009	AM	4			1					3		7.5	2	73	\$13.57	69	

2/2/2009	AM	4	2			1			1			1			4		1	53		107
2/5/2009	AM	4					1	1		1					2		1	7		104
2/6/2009	AM	4	1					1		1					3	20.3	1	121	\$36.23	111
2/9/2009	PM	4		1				1							2	25	1	5	\$44.38	164
2/10/2009	AM	4			3				1						5	8.8	4	48	\$15.83	127
2/11/2009	AM	4	1							1					2	20.7	4	78	\$37.40	163
2/11/2009	PM	4													0					102
2/13/2009	AM	4													2		1	1		115
1/2/2009	AM	5			1		1	2							4	9.3	3	144	\$16.87	65
1/3/2009	AM	5			2	1	1	2	1						7	21.6	3	160	\$38.90	79
1/4/2009	AM	5	1	1											3		2	7		131
1/5/2009	AM	5	3				1	1	2	1					8	18.5	1	10	\$32.89	130
1/6/2009	AM	5					2	1	8						11	8.7	2	50	\$15.56	131
1/7/2009	PM	5	2			1		1	3						7		1	20		164
1/8/2009	PM	5		2			2	1	2						7	23.5	3	27	\$41.58	200
1/9/2009	PM	5				1		3					1		7	21.6	4	8	\$39.00	210
1/10/2009	PM	5		1			4		1				1		9	13.7	3	13	\$24.48	146
1/11/2009	PM	5						3	1			1			5	18.7	4	10	\$33.00	195
1/12/2009	PM	5	1	2	1			2	1				2		7		2	185		171
1/13/2009	PM	5	1	1		1		2	2						5		2	316		69
1/14/2009	PM	5		1			1	1							3		3	329		70
1/17/2009	AM	5	2				1	2					4		9		1	2		125
1/18/2009	AM	5	1		1			3	1						6	19.6	1	3	\$35.00	138
1/19/2009	AM	5	1					3	2	2		1			8		1	5		104
1/20/2009	AM	5						1		1					4		1	299		94
1/22/2009	PM	5		3			1	2							6		2	63		70
1/23/2009	PM	5	1				2		1						4	17.6	6	95	\$33.51	107
1/24/2009	PM	5	2		2	2	2	2	1				1		5	6.4	4	96	\$12.27	59
1/25/2009	PM	5		1			1	1	3				1		6	19.5	6	109	\$37.13	101
1/26/2009	PM	5					1	1							3	20.6			\$39.30	130
1/27/2009	PM	5		1				1	6	1					9	13.4	1	4	\$25.58	168
1/28/2009	PM	5	1					1	1	1					4	20	2	61	\$36.00	147
1/29/2009	AM	5	1					1	2	1			1		4		3	214		66
1/31/2009	PM	5		1			1	2	1	1					6		1	10		74
1/31/2009	AM	5	2		1		3	1		2			1		3		1	2		116
2/1/2009	AM	5						4					1		5	20.8	3	149	\$39.55	132
2/2/2009	AM	5		1	1		1	1	1						5		1	4		106
2/3/2009	AM	5							2	2					4	21.2	1	12	\$40.42	160
2/4/2009	AM	5							4						4	17.9			\$34.00	93
2/4/2009	PM	5						2		1					5	12.5	4	8	\$23.82	169
2/5/2009	AM	5	1	1			1	1							4	13.8	2	39	\$26.23	90
2/5/2009	PM	5	1	1		1	1	2	1	1					8		1	27		264
2/6/2009	AM	5				1		1	1	1					3	17.3	3	26	\$32.24	111
2/6/2009	PM	5		1		1	3	1	1						7	18.1	3	11	\$34.20	171
2/7/2009	PM	5	1		4			1							6	20.1	3	14	\$37.50	163
2/8/2009	PM	5		2			1						1		5	11.2	3	4	\$21.26	96
2/9/2009	PM	5	1				1			1		1			2		1	2		91
2/10/2009	PM	5	1		1		1			1			1		4	22.7	4	20	\$43.00	201

2/11/2009	AM	5	1						2		1											4					149	
2/12/2009	AM	5					1	2	1													4	8.2	3	86	\$15.67	96	
2/12/2009	PM	5	3						2													7	19.4	3	155	\$35.00	232	
2/13/2009	AM	5	1	2	2																	7		8	64		210	
2/14/2009	AM	5					1	1	4		1											7						
2/15/2009	AM	5																				0						
Temp 2009			106	67	141	1	53	182	257	255	1	198	1	15	27	18	3	2	0	20	4	11	1261	2836.5	617	10973	\$4,870.63	35196

12/13/2007	PM	1	1	1	1			4	2	3								12	12.8	3	26	\$	37.39	189								
12/14/2007	AM	1				1				1								2	12.4	1	20	\$	36.00	162								
12/14/2007	PM	1	1		1	1	1	1				3						9	13.1				37.74	191								
12/15/2007	PM	1	1					3	3	3								10	14.3	1	49	\$	40.93	191								
12/17/2007	AM	1																2			293			51								
12/17/2007	PM	1		1				1	2	1								7	18.6	4	87	\$	52.32	141								
12/18/2007	AM	1		1	1			2										5	11	3	7	\$	30.79	147								
12/18/2007	PM	1		1	1			1										5	15.4	1	5	\$	42.93	204								
12/19/2007	AM	1						2	1									7	11	3	64	\$	30.79	119								
12/19/2007	PM	1	3	1				3	3									13	10.4	1	15	\$	28.89	115								
12/20/2007	AM	1						1	1	1								5	15.1	3	22	\$	41.60	155								
12/20/2007	PM	1						1	2									6	9.3	2	43	\$	24.84	189								
12/21/2007	AM	1				3												5	13.2	3	7	\$	37.00	175								
12/21/2007	PM	1		2	1				1	3	2							9	13.7	3	36	\$	37.17	154								
12/24/2007	PM	1		1	1			6	1									13	18.1	2	5	\$	48.87	225								
12/26/2007	AM	1				2			2	2	1							10	9.6	4	32	\$	27.00	139								
12/26/2007	PM	1	1	1				1	2	3	1							10	14.6	2	35	\$	39.34	161								
12/27/2007	AM	1								1								1	12	1	3	\$	34.80	170								
12/27/2007	PM	1						1	1	1								6	13.9			\$	40.07	212								
12/28/2007	AM	1	1			2			2	1								7	10.7	3	62	\$	31.00	117								
12/28/2007	PM	1	1			1		2	1	1								9	11.1	2	61	\$	31.82	158								
12/29/2007	AM	1		1				1										2	13.5			\$	39.00	193								
12/30/2007	AM	1	1			1												6	12.8	5	27	\$	37.00	179								
12/31/2007	PM	1	1	1	1			3	2									9	13.5	1	8	\$	38.41	208								
Total Zone 1			43	41	86	0	27	108	103	51	0	79	0	0	11	4	1	2	0	8	0	0	564	1021.1	180	2425	\$2,905.78	13097	Average Lane Minutes	Percentage Lane	13.5	31.9%

I-64 MOTORIST ASSIST DATA FOR 2008

DATE	AM/PM	ZONE	AC 1	AC 2	AC 3	AC 4	AC 5	AC 6	AC 7	AC 8	AC 9	AC 10	AC 11	AC 12	AC 13	AC 14	AC 15	AC 16	AC 17	AC 18	AC 19	AC 20	TOTAL	Fuel Gallons	Operator Total Lane	Operator Lane MINUTES	Fuel Price	Operator Total MILES
1/2/2008	AM	1	2		1																		13	19.9	5	42	\$56.74	189
1/3/2008	AM	1		1	2		1	2	1	1		2											10	17.9	4	10	\$53.72	235
1/4/2008	AM	1		1	3		2								1						1		8	14.9	5	12	\$44.40	179
1/5/2008	AM	1			1			2	2			3											8	16.1	3	22	\$47.32	210
1/7/2008	AM	1			1			1	1	1		1								4			9	14.7	7	31	\$43.79	184
1/8/2008	AM	1			1				2			1									1	1	5	10.7	2	39	\$32.00	144
1/9/2008	AM	1	1	1	1			1		1													5	16	4	36	\$46.53	160
1/10/2008	AM	1			1							1											2	11	1	1	\$31.89	156
1/11/2008	AM	1		1	2			3	1	1		2											10	15.2	3	20	\$43.28	191
1/14/2008	AM	1	1	1				1															3	11.3	1	11	\$31.63	153
1/15/2008	AM	1	1	1	1			1				2											6		4	58		156
1/16/2008	AM	1		1	1						1	2											5	11	3	72	\$30.36	127
1/17/2008	AM	1						1	2														3	13	1	7	\$35.87	178
1/18/2008	AM	1	1				1		1	2													5	11.1	2	45	\$30.00	164
1/20/2008	AM	1		2	2			4		1													9	17.2	2	2	\$46.25	234
1/21/2008	AM	1			1		1		1			1											4	18	1	1	\$48.24	188
1/22/2008	AM	1		1	1			1	2			1											6	12.5	5	29	\$33.49	144
1/23/2008	AM	1							1	1													2		2	11		64
1/24/2008	AM	1					1		1	1		2											5	14	2	29	\$39.05	166
1/25/2008	AM	1	2		1			3				2											8	11.4	3	22	\$32.00	141
1/28/2008	AM	1		1	1						1	1											4	10.6	1	1	\$29.01	159
1/29/2008	AM	1					1			1													2	11.2	1	2	\$30.50	173
1/31/2008	AM	1	1					1	1	1											1		5	11.9	5	34	\$33.00	150
1/2/2008	PM	1	1	3	1			4	4			1											14	21.9	4	41	\$62.44	284
1/3/2008	PM	1	2	2	2		2	3		1													12	14.6	2	5	\$43.66	177
1/4/2008	PM	1		2				2	1	2		1									1		9	16.1	3	26	\$47.68	200
1/6/2008	PM	1		2	4			3	1	1		2			1			1					15	20.1	6	46	\$59.08	313
1/7/2008	PM	1	1	1			1	1	4			3			2								13	14.7	1	6	\$42.54	169
1/8/2008	PM	1		2	1			1	1			1				1							7	17.5	1	3	\$50.95	188
1/9/2008	PM	1		2			2		1														5	15.5	1	21	\$44.53	185

1/10/2008	PM	1	1	1			2	2		1		7	9.5	1	9	\$27.16	139
1/11/2008	PM	1			1	2						4	11.5	3	8	\$32.42	142
1/14/2008	PM	1		1	1	1	3	2	1	1		10	12.9	2	13	\$35.84	187
1/15/2008	PM	1	2	2				1	4			9	27			\$74.78	175
1/16/2008	PM	1	3		2		1	1	1			8	12.3	3	38	\$34.23	202
1/17/2008	PM	1			1	1	4	2	2			10		3	32		176
1/18/2008	PM	1	1	2		1		2				6	17.6			\$47.39	199
1/22/2008	PM	1			1		2	3	2			8	11.2	3	72	\$30.03	153
1/23/2008	PM	1	1		1		2		2	1		7	17.5	2	45	\$46.66	171
1/24/2008	PM	1	2	1			3		1	2		9	12.7	1	16	\$35.66	175
1/25/2008	PM	1	2	1		1	1	1	1	3	1	11	13.7	1	13	\$37.92	178
1/27/2008	PM	1	2	1	2		3	2	2	2		14	17.8	6	69	\$49.31	228
1/28/2008	PM	1			3	1	2		1	3		11	14	5	103	\$38.26	160
1/29/2008	PM	1	1	1	3	1		2		2	1	11	17.6	6	26	\$48.08	193
1/30/2008	PM	1				1	1	1	1			3	16.1			\$43.69	190
1/31/2008	PM	1	1			2	2	1	2	3		11	8.8	2	103	\$23.84	103
2/1/2008	AM	1	1	2	1		2	2	1	5		14	11.5	11	44	\$32.00	115
2/4/2008	AM	1				2	1	1	1			4	11.8	3	56	\$32.00	139
2/5/2008	AM	1		1			1	2				4	12.2	2	37	\$33.00	146
2/6/2008	AM	1				1		2			1	4	10.7	2	16	\$30.00	148
2/7/2008	AM	1		1		1	2	2		5		12	10.4	1	2	\$29.00	151
2/8/2008	AM	1	2					2	2	2	1	7	10.7	3	10	\$30.00	126
2/11/2008	AM	1			1		2	2	2	1		8	13	5	48	\$36.00	163
2/13/2008	AM	1		2	1			1	1	1		6	13.7	3	17	\$40.00	134
2/14/2008	AM	1		1	1		2			2		6	10	1	3	\$29.00	117
2/15/2008	AM	1	2			1				1		5	16.4	1	2	\$47.00	137
2/19/2008	AM	1	2		3		1				1	6	11.5	3	4	\$33.00	143
2/20/2008	AM	1		1		1				2		4	11.1			\$33.00	151
2/21/2008	AM	1			1		2	2	4	2	1	13	9.6	6	15	\$27.50	123
2/22/2008	AM	1		1		1				1		3	11.6	1	4	\$35.00	166
2/25/2008	AM	1			1	1	1	1				4	11	2	6	\$32.44	142
2/26/2008	AM	1			1			1	1	1		4	12.8	2	8	\$38.00	167
2/27/2008	AM	1	1		3		1			1		6	10.6	1	2	\$31.20	148
2/28/2008	AM	1			1		1			1		3	14.5	1	1	\$42.50	154
2/1/2008	PM	1			1					3		4	11.4	2	5	\$31.11	191
2/3/2008	PM	1	1		1		4			1	1	11	15.6	2	10	\$42.32	245
2/4/2008	PM	1				1	2		2			6	10.3	1	30	\$28.19	157
2/5/2008	PM	1				1		3	1	1	1	7	12.4	1	55	\$34.53	179
2/6/2008	PM	1	2	1		1	3		1			8	12.5			\$34.66	150
2/7/2008	PM	1		2		2				2		6	16.4			\$45.23	210
2/8/2008	PM	1	1		1	1	1	1	2		2	9	11.9	2	21	\$32.59	184
2/11/2008	PM	1				2	3	1				6	11.4			\$30.75	180
2/18/2008	PM	1	2	1		2	1		2	2	1	11	13	1	16	\$36.57	169
2/19/2008	PM	1				1	1	2		1	1	7	13.6	1	3	\$38.15	185
2/20/2008	PM	1	1	4	1	1	1			1		10	16.8	3	25	\$ 46.82	156
2/21/2008	PM	1	1			1		6			1	9	10.8	4	56	\$32.52	135
2/22/2008	PM	1		2		1	1		3			7	17.9	2	40	\$53.81	169
2/24/2008	PM	1		1	1	2	3	3	1		2	14	15.1	2	56	\$45.27	213
2/25/2008	PM	1	1			3	2	4		1	1	12	17.7	1	4	\$52.28	160
2/26/2008	PM	1	2	1	1		3	2				9	16.9			\$49.25	204
2/27/2008	PM	1	2	1	1	4	1	1		1		12	11	1	3	\$32.04	174
2/28/2008	PM	1		3	1	2		2	1		2	11	15.3	2	40	\$43.92	171
2/29/2008	PM	1	1	2	1	1	2	1	2	1	3	14	12.8	3	17	\$36.74	158
3/1/2008	PM	1	1	1	1		2	2	1	1	1	11	15.4	2	27	\$44.21	210
3/2/2008	PM	1	2		3	1	2	3	2	1		15		5	51		190
3/3/2008	PM	1	1		1		2	3	3	1		11	17.8	3	93	\$50.97	144
3/4/2008	PM	1				1	9		4		3	17	13.8	6	143	\$39.51	58
3/5/2008	PM	1	2		2	1	2		2	2	1	12	15.4	4	14	\$44.15	151
3/6/2008	PM	1		1		1	2		2	2	1	8	17.5	1	7	\$52.75	194

3/7/2008	PM	1	2	1	2	1	1	1	2	1	11	18.4	3	14	\$55.39	165
3/10/2008	AM	1			2			2	1		5	11	4	46	\$33.00	156
3/10/2008	PM	1	1	3	1	1		3	1		10	19.3	3	21	\$57.60	170
3/11/2008	AM	1		2			1				3	10.3			\$31.00	132
3/11/2008	PM	1	1	1	3			1	1	1	9		4	75		96
3/12/2008	AM	1				1			1		2	18.3	1	6	\$56.87	125
3/12/2008	PM	1	1	2	2	1	2	1			9	18.3	2	6	\$56.75	190
3/13/2008	AM	1			1			1			2	10	1	2	\$31.00	156
3/13/2008	PM	1		1		3	2	2	2		10	12.5	3	13	\$38.50	177
3/14/2008	AM	1			2			1			3	8.7	3	4	\$27.00	122
3/14/2008	PM	1			1	3	1	2	2	1	11	11.3	2	7	\$34.87	174
3/16/2008	PM	1		1	3		4	1	2	2	15	17.6	5	54	\$54.26	202
3/17/2008	AM	1			3						6	11.6	4	27	\$36.20	158
3/17/2008	PM	1	1	1		1	1	4	2		10	11.1	4	29	\$34.09	182
3/18/2008	AM	1	2			1		3	2		9	11.4	4	14	\$35.00	136
3/18/2008	PM	1	1	2	2	1		3	3	1	11	15.9	4	36	\$48.45	157
3/19/2008	AM	1						2	1		3	11	1	26	\$34.20	151
3/19/2008	PM	1			1	3	3	1	1	1	11	13.3	1	20	\$40.53	203
3/20/2008	AM	1	1		3		1		1		6	10.5	3	5	\$32.50	135
3/20/2008	PM	1	1	1	1	2	4	2	1	1	14	13.1	2	6	\$39.62	170
3/21/2008	AM	1	1		2				1		6	13	4	6	\$40.04	176
3/21/2008	PM	1	2	3	2	2	1	3		1	14	13.3	3	20	\$40.53	153
3/24/2008	AM	1	1	1	3	2			1		8	16.7	4	36	\$51.57	149
3/24/2008	PM	1	2			3		3	1	1	10	13.5			\$40.60	170
3/25/2008	AM	1			3		1	2			7	10	4	6	\$32.00	161
3/25/2008	PM	1	4	2	1	2		3		1	14	13.6	4	111	\$43.69	117
3/26/2008	AM	1	1		1			1			5	9.3	3	3	\$30.00	131
3/26/2008	PM	1	1		1			2	3	1	8	11.1	3	70	\$35.45	138
3/27/2008	AM	1			1	2	2			1	7	11.5	2	3	\$37.00	154
3/27/2008	PM	1	3	1	1	3	3	3		1	15	13.9	1	2	\$44.63	154
3/28/2008	AM	1		1	8		1				10	14.5	8	11	\$46.40	159
3/28/2008	PM	1				3	3	1	1	1	10	33			\$33.06	147
3/29/2008	PM	1	3		3	2	3				11	17.9	5	24	\$56.65	223
3/31/2008	AM	1			1		1	1	1	1	7	10.7	6	45	\$34.46	137
3/31/2008	PM	1	1			3		1	1	1	8	12.7	1	22	\$40.31	194
4/1/2008	AM	1			1	1	2			2	6	11.6	2	3	\$37.18	153
4/1/2008	PM	1		2	2	2	1	2		1	10	11.9	4	98	\$37.59	146
4/2/2008	AM	1			5	1	2	2	1	2	14	14.3	7	12	\$45.70	154
4/2/2008	PM	1		2	1			2			5	15	3	40	\$47.70	137
4/3/2008	AM	1			1	1			2		4	11	4	28	\$37.00	139
4/3/2008	PM	1				2		1		1	4	12.8			\$42.43	209
4/4/2008	AM	1		1	1		3			2	7	10.8	2	2	\$35.80	143
4/4/2008	PM	1	1	3		3	1	5			13	14.3	3	18	\$47.21	156
4/7/2008	AM	1			2		2		2		8	11.5	4	8	\$37.94	187
4/7/2008	PM	1		1		2	1	1			5	13.4	1	227	\$44.14	101
4/8/2008	AM	1		1	1		1	2	1	1	6	11.3	4	46	\$37.40	149
4/8/2008	PM	1	1		1	1	1	3	1	1	8	13.9	2	18	\$45.70	173
4/9/2008	AM	1		1	2				1	2	7		7	15		159
4/9/2008	PM	1	1	1	2	2	2	1	1	1	11	23	3	20	\$75.00	139
4/10/2008	AM	1			1			3	2		6	13.8	3	29	\$47.00	136
4/10/2008	PM	1	1	1	1	1	1	2	1	1	9	12.8	2	55	\$43.62	146
4/11/2008	AM	1	1		1	1	1	1	1	1	7	8.5	2	13	\$29.00	116
4/11/2008	PM	1	1	3	2	4	2	6		2	20	14.7	2	25	\$49.50	165
4/13/2008	PM	1	1	1			8	1	3	2	18	20.1			\$68.20	220
4/14/2008	AM	1			3		3	1	1		8	10.4	5	12	\$35.50	147
4/14/2008	PM	1		4		1	4	1		1	11	21.1	1	9	\$71.65	173
4/15/2008	AM	1			1	1	1	3	3	1	14	9.1	3	58	\$31.20	120
4/15/2008	PM	1	1	1	1	2	3	2	1	2	14	13.5	2	7	\$45.64	187
4/16/2008	AM	1				2	2		1	1	6	10.6	1	2	\$36.10	122

4/16/2008	PM	1	1	2			2		2			1					1				9	16.5				\$56.09	168	
4/17/2008	AM	1			2							1										3			3	18		134
4/18/2008	AM	1	1				1												3			5	19	4	14	\$67.00	133	
4/19/2008	PM	1		2					2			1		1	1							7	19.7	1	28	\$68.77	213	
4/21/2008	AM	1			1		1	1	2	1												6	9.4	2	20	\$33.00	132	
4/21/2008	PM	1		1			2	3	2	1		2										11	14.7	1	26	\$51.06	161	
4/22/2008	AM	1			3							1										2	8	8.5	6	21	\$30.00	116
4/22/2008	PM	1					2	2	1			2										7	11.6	1	96	\$40.53	153	
4/23/2008	AM	1		1	3							3										7	12.7	6	56	\$44.57	132	
4/23/2008	PM	1	1	3	1		2	1	1			1										10	12.8	2	19	\$44.70	167	
4/24/2008	AM	1			3		3	1		1		2								1		8	13	5	36	\$47.00	115	
4/24/2008	PM	1	1	1	1		1	3	4	2		1										14	14.1	2	12	\$50.92	143	
4/25/2008	AM	1			5		2	2	1			2										14	9.4	7	11	\$34.00	137	
4/25/2008	PM	1			3	2		2	4	3	1	3										18	15	3	78	\$54.34	151	
4/26/2008	PM	1	1	2			1	3	1			1		3			1					15	17.3	1	7	\$62.28	207	
4/27/2008	PM	1	2		1			2		1		1		1	3		1					14	17.4	5	37	\$62.94	203	
4/28/2008	AM	1			2	2			1	1		1										9	14.3	4	6	\$52.65	153	
4/28/2008	PM	1	1	3	1		2	3				2					1					14	14	3	10	\$50.45	177	
4/29/2008	AM	1			1			1		1		1					1					5	10	3	31	\$36.00	131	
4/29/2008	PM	1	2	2	1		1		4			1		1			1					13	16	2	7	\$58.61	168	
4/30/2008	AM	1	1		2		1	3	1	1												9	10	3	21	\$36.75	143	
4/30/2008	PM	1	1	1			3	3	5			1										15	10	4	24	\$36.86	102	
5/1/2008	AM	1			2		1	1				1										6	10.7	4	6	\$38.61	156	
5/1/2008	PM	1			2	3		1	2	1	1	1										12	14.6	6	45	\$52.01	149	
5/2/2008	AM	1	1	1	2							3										7	9.6	5	47	\$34.00	123	
5/2/2008	PM	1	2		3			1	3	2		1										13	12.1	6	43	\$42.99	114	
5/5/2008	AM	1			1		1	2	1	1												7	8.7	4	129	\$31.00	103	
5/5/2008	PM	1	1	1	1		3	3	2	1												13	15.3	2	46	\$53.69	182	
5/6/2008	AM	1	1		2			1	1	1		2		1								12	10.8	9	65	\$40.00	151	
5/6/2008	PM	1	1	1	1		2		2			1										9	15.7	4	15	\$58.25	160	
5/7/2008	AM	1			1	2			1		2	2										8	9.7	4	69	\$36.00	112	
5/7/2008	PM	1	1		1			1	1	3				2			1					10	11.5	3	101	\$42.73	125	
5/8/2008	PM	1	2	3	2		1	2	2	1		1										14	16.3	2	12	\$60.40	189	
5/9/2008	AM	1	1		2			1	1	1		2										11	10	6	25	\$37.00	124	
5/9/2008	PM	1			1		1	5	3			3		1								14	10.8			\$39.94	134	
5/12/2008	AM	1			2					2		2		1								9	6.4	7	41	\$24.00	131	
5/12/2008	PM	1	1	1	1			3	4			2					1					13	15.5	1	2	\$57.17	131	
5/13/2008	AM	1			2			1														4	10.5	3	5	\$40.00	140	
5/13/2008	PM	1			2			1		2												7	11.5	3	38	\$42.37	165	
5/14/2008	AM	1			1	1		1	1		2	2										9	9	6	74	\$34.00	105	
5/15/2008	AM	1			1	1		1	1		1	1										4	8.6	3	109	\$32.00	99	
5/15/2008	PM	1			1	1		1	1	1	1		1									7	11.5	3	65	\$42.39	147	
5/16/2008	AM	1	1	2			4		1	1												9		6	42		106	
5/16/2008	PM	1	2					1	4	1	2		4									14	18.4	2	90	\$67.36	114	
5/18/2008	PM	1	1	2	4		2	5	5	2												24	14.7	8	63	\$53.32	140	
5/19/2008	AM	1			4			2	1	1		1										9	9.7	6	54	\$36.00	114	
5/20/2008	AM	1			2			2		3	1											11	10.8	7	19	\$40.00	142	
5/20/2008	PM	1	1	1	1		3	2	2			2		1								13	13.4	3	26	\$49.43	188	
5/21/2008	AM	1			2			1	1			1										5		2	4		120	
5/21/2008	PM	1			2			2		1	1		3									9	22.4	4	52	\$85.06	168	
5/22/2008	AM	1			3			1				1										6	11.5	4	5	\$44.00	136	
5/22/2008	PM	1	1	3			2	1	4	2		2										15	14.2			\$53.83	143	
5/23/2008	AM	1	1		1			1														3	12.8	2	22	\$49.00	148	
5/23/2008	PM	1			1			1		3		1										7	10.9	3	23	\$41.45	183	
5/25/2008	PM	1	1		3			1	1		3	2		1	1							15	17.5	4	31	\$66.01	206	
5/26/2008	PM	1	4	1	1		2	1	1	1		2		2	1	2		1				22	17.3	7	83	\$65.19	188	
5/27/2008	AM	1			5			1		1		1										9	11.8	7	11	\$45.00	147	
5/27/2008	PM	1			1	1		1	1	1	1			1	2							10	13.4	3	40	\$50.13	184	
5/28/2008	AM	1			1			1		2												4	11.9	3	158	\$45.50	123	

5/28/2008	PM	1	1	1	3	1	1	1	2			1	11	13.3	3	47	\$49.95	120
5/29/2008	AM	1		2					2				4	12.6	2	4	\$49.50	158
5/30/2008	AM	1		2	1				1			2	6	9.2	4	8	\$36.00	108
5/30/2008	PM	1	2	3	2	5	2		2				16	13.5	4	20	\$52.66	152
6/2/2008	AM	1	1	1	3				2				7	9.8	2	62	\$38.49	114
6/2/2008	PM	1	2	1	2	1	2	3	1		1		13	13.4	3	29	\$52.36	140
6/3/2008	AM	1		1	1				1				3	9.3	2	11	\$36.13	131
6/3/2008	PM	1		1	1	2		2	2	1	1		11	14.1	5	52	\$55.00	185
6/4/2008	AM	1		1	1	1	1	1			1		5	10.6	2	56	\$41.11	143
6/4/2008	PM	1		1	2	1	5	1	2	1	2	1	16	13.7	2	4	\$53.49	209
6/5/2008	AM	1		2				2	1	1			6	13.5	2	5	\$52.49	139
6/5/2008	PM	1	1	1	1	1	3	4					12	13.6	2	13	\$52.71	143
6/6/2008	AM	1	1	2	1	1	1		1				7	9.8	3	22	\$37.75	125
6/6/2008	PM	1	2	3	3		2	2					14	12.8	4	37	\$48.82	124
6/7/2008	AM	1		1					2	2	1		6	9.5	3	18	\$36.66	96
6/9/2008	AM	1		1		1		1		1			6	10.9	2	5	\$42.86	148
6/9/2008	PM	1	1	2	2	1	3	3		1			13	13.9	2	6	\$54.19	172
6/10/2008	AM	1		3			2				1		6	9.2	4	10	\$35.71	141
6/10/2008	PM	1	2	2	1		2	3	2	3			15	15.3	3	102	\$59.82	132
6/11/2008	AM	1		1	4						1		8	13.1	5	14	\$51.19	136
6/11/2008	PM	1	1	3		2	2	3	2	1			14	12.4	4	38	\$48.13	159
6/12/2008	AM	1	2						1	1			4	7.8	2	293	\$30.58	66
6/12/2008	PM	1	1	1	2	3		2	1	2			12	12.3	3	32	\$48.04	116
6/13/2008	AM	1		2					1		1		4	11	3	7	\$43.28	157
6/13/2008	PM	1		1	2	3	2	2	1	1			9	10	2	54	\$39.25	125
6/14/2008	AM	1		1	1	1	2	2	1	3		1	12	13.5	5	37	\$52.46	182
6/15/2008	PM	1	6	1			2	3		1	1		14	17	3	51	\$65.82	164
6/16/2008	AM	1		6		1		1		2			10	10	7	41	\$39.16	130
6/16/2008	PM	1	1	1		2	1	4		1	1		11	14.4	1	83	\$56.20	108
6/17/2008	AM	1		2			1		1				4	9	2	4	\$34.94	140
6/17/2008	PM	1		3	4	1	1		3		1		13	11.7	5	28	\$44.96	
6/18/2008	AM	1		2	1	1			1				5	10.2	2	5	\$40.80	147
6/18/2008	PM	1		2	1	3	2	1		3			12	14	1	11	\$56.28	156
6/19/2008	AM	1		1		1	1	3		3			8	10.5	3	6	\$42.13	150
6/19/2008	PM	1	1		5	1	1						8	11.5	5	10	\$46.11	193
6/20/2008	AM	1							1	1			2		1	28		82
6/20/2008	PM	1	1	1	2	1	1	3	1	1			11	17.5	5	57	\$69.70	126
6/21/2008	PM	1	3	1	1		5	2	3	2			17	16.9	5	70	\$67.07	202
6/22/2008	PM	1	3	2	3	1		4	3		1	1	18	18.9	5	90	\$75.00	161
6/23/2008	PM	1	1	2			4	3	1		2		13	15	4	55	\$59.71	154
6/24/2008	AM	1	3		1			2	1	2			9	9.7	2	116	\$38.10	121
6/24/2008	PM	1	2		4	1	1	2	2			1	13		5	90		167
6/25/2008	AM	1						2	1	1			4	24.8	3	99	\$98.80	111
6/25/2008	PM	1		1	2	2	1				1		7	12	2	8	\$47.59	207
6/26/2008	AM	1		1	1	2	1	2			1		8	14.7	3	22	\$58.34	135
6/26/2008	PM	1	1	1	1	2		3	2	1	1		13	10.9	6	133	\$42.59	105
6/27/2008	PM	1	2				2		1	3			8	12.6	2	58	\$49.24	170
6/30/2008	AM	1						1	1	2		1	5	9.8	2	57	\$38.19	128
7/1/2008	AM	1		3				1	1	1			6	10.4	5	42	\$41.87	156
7/2/2008	AM	1		1					1	1		1	4	12.8	3	8	\$51.01	164
7/3/2008	AM	1			1	1	1	1	1	1			5		1	32		166
7/7/2008	AM	1	1	3	1				1	2		1	9	22.4	6	41	\$89.58	117
7/7/2008	PM	1	2	3		2	6	1	1			1	16	19	5	31	\$51.92	176
7/8/2008	AM	1	1	2	1		3	1			1		9	12.2	4	61	\$48.25	152
7/8/2008	PM	1	4	1	1	3	3	2	1	1			16	14	1	5	\$55.49	168
7/9/2008	AM	1		1	2		2	1			1		7	13	2	4	\$51.14	158
7/9/2008	PM	1	2		2	1	2	3					10	11.9	3	65	\$47.01	114
7/10/2008	AM	1		1	3	3	1	2		2	1		13	11.5	6	27	\$45.52	121
7/10/2008	PM	1	2	3		2	2	2	1	1		1	14	16.7	2	66	\$64.97	150

7/11/2008	AM	1			2									2	7.5	2	7	\$29.43	101
7/11/2008	PM	1	5		2	1	1	1	1	2	2	1	1	17	11.7	4	19	\$46.86	161
7/14/2008	AM	1			2	1		1		2		1		7	17.2	3	12	\$68.94	158
7/14/2008	PM	1	2		1	1	5	6	1			1	1	18	18.2	3	29	\$72.43	156
7/15/2008	AM	1		1	3		3	1		1				9	10.4	4	7	\$41.96	149
7/15/2008	PM	1	3		1		2	5	2	4			1	19	9.8	4	183	\$39.37	107
7/16/2008	AM	1	2		5		1			1				9	9	6	12	\$35.50	134
7/16/2008	PM	1		1	3		2	3	1				1	12		4	85		124
7/17/2008	AM	1			1		1		1	2				5	25.2	3	36	\$99.80	157
7/17/2008	PM	1	1			3	1	4	2	1			1	13	12.8	2	24	\$50.00	189
7/18/2008	PM	1	1				1		2	4	2			11	14.7	4	59	\$57.33	81
7/19/2008	PM	1	1	2	2	1	2	3	1	2	2	1		18	19.3	5	61	\$75.00	200
7/21/2008	PM	1	4		1				4	1		1		11	12.6	5	78	\$48.85	138
7/22/2008	PM	1	2	2	2	1	5	4	1	3		1		21	16.8	5	20	\$65.00	152
7/23/2008	AM	1			5		2			2			1	10	12	6	15	\$46.55	187
7/23/2008	PM	1	2	2	1		1	1	1	2	1		1	13	15.7	1	2	\$59.66	142
7/24/2008	PM	1	1	2	1	1		3		1				9	11.4	2	12	\$43.53	154
7/25/2008	PM	1	1				4	1	1			1	2	10	19.8	1	21	\$75.00	140
7/28/2008	AM	1			3	1	1	1	1	1	1			9	16.3	3	20	\$62.30	115
7/29/2008	AM	1			2		2			1				5	16.9	4	58	\$63.98	116
7/30/2008	AM	1			1					2		1		4	10.4	1	3	\$38.19	168
7/31/2008	AM	1			4	2	2							8	10	4	10	\$36.96	130
8/4/2008	AM	1		1	2		2			2	1			8		2	5		151
8/4/2008	PM	1	7	2	3	1	3			2	1			19	16.4	5	13	\$60.41	128
8/5/2008	AM	1	1	1	1			1	3	2				9	11	4	38	\$39.70	103
8/5/2008	PM	1	1		3	3	3	3	2	1				16	13.4	5	17	\$48.19	158
8/6/2008	AM	1			1					1				2		1	2		90
8/6/2008	PM	1			1	3		1	2		1		1	9	16.5	2	176	\$59.36	88
8/7/2008	AM	1			3		1	2						6	10.6	3	7	\$38.05	161
8/7/2008	PM	1	1		2	1	5	4	1	3				17	12.3	3	10	\$44.51	160
8/8/2008	AM	1	1	1	2	1	1	1	1	2				10	10.9	4	28	\$39.35	144
8/8/2008	PM	1	1	1	2	2	1	1	2	1				11	12.4	4	22	\$44.01	153
8/9/2008	AM	1		1	3	2			1	3		1	1	12	15.3	5	123	\$53.83	175
8/9/2008	PM	1	1		4	2	2			1				10	20.1	5	28	\$70.35	251
8/11/2008	AM	1		5			3			1				9	10.4	6	16	\$36.56	151
8/11/2008	PM	1	3	1		1	1	5		1			1	13	12.1	2	39	\$42.38	94
8/12/2008	AM	1			1		2			1				4	10.9	2	13	\$38.05	169
8/12/2008	PM	1	2	1	1	1	2	3	1	2		1	1	17	12.1	4	33	\$42.56	153
8/13/2008	AM	1			3		2	1		2		1		9	10	4	16	\$34.87	149
8/13/2008	PM	1	3	1	1	1		4						10	14.8	1	3	\$52.05	155
8/14/2008	AM	1						1		2				3	10.4	2	4	\$36.45	148
8/14/2008	PM	1	1	2		2	1	3	1	2			1	13	16.1	1	10	\$55.80	176
8/15/2008	AM	1			3		1	1		1				6	8.5	4	15	\$30.03	105
8/15/2008	PM	1	1	1	1	2	4	2	1	2				14	12.5	2	22	\$43.65	123
8/16/2008	AM	1			2		2		1	2				7	19.4	3	37	\$66.73	190
8/16/2008	PM	1	2	1	1		10	2	1	2	1			21	17.9	3	29	\$61.88	226
8/17/2008	PM	1	4		2		2	3		1	1		1	15	16.6	4	21	\$57.56	223
8/18/2008	AM	1			1	2				2				5	10.5	2	38	\$36.64	148
8/18/2008	PM	1	1	1	2		2	4		2				12	14.6	3	18	\$49.68	170
8/19/2008	AM	1			3		1		3	2				9	10	5	66	\$35.00	139
8/19/2008	PM	1	3	2	1	2	2		2	1	1	1		15	11.6	2	16	\$39.73	131
8/20/2008	AM	1				1	3	1		1			2	8	8.5	1	4	\$28.97	95
8/20/2008	PM	1	1		1	2	4	4						12	11.4	1	12	\$38.56	167
8/21/2008	AM	1		1				2	2	2				7	11.9	2	14	\$40.11	142
8/21/2008	PM	1		1		2	3	2	3		1			12	12.2	1	59	\$41.10	116
8/22/2009	AM	1			2					3				5	11.3	3	12	\$38.47	159
8/22/2008	PM	1	2	2	1		2					1		8	11.8	1	2	\$40.37	141
8/25/2008	AM	1			6		2		2	1				11	10.5	6	20	\$35.17	145
8/26/2008	AM	1		1	4				1					6	11	5	22	\$36.37	176

8/27/2008	AM	1		2	1	1	1	1	1			7	13	4	35	\$42.94	160
8/27/2008	PM	1	3	1	1	4	4					13	24.8	1	2	\$81.58	164
8/28/2008	AM	1		1	1			1			1	4	10.8	4	63	\$35.69	133
8/28/2008	PM	1	1		2	4	1	2				10	11.1	1	15	\$38.82	179
8/29/2008	PM	1	2	1	2	1	1		1		1	9	10.2	2	6	\$35.79	128
9/2/2008	AM	1		1			2	1	2		1	10		5	20		109
9/3/2008	AM	1	1	1	1	1	1		3			8	11.1	2	19	\$39.09	150
9/4/2008	AM	1		2		2	1	2			1	8	21	4	17	\$73.37	159
9/5/2008	AM	1		2			1	1	1	1		6	9.8	4	41	\$33.36	120
9/6/2008	AM	1		3	3	1	3		7		1	18	13.1	8	75	\$44.89	165
9/8/2008	AM	1	1	4				1				8	10.9	5	14	\$37.32	140
9/9/2008	AM	1		1	2	1	1	2	2			9		5	70		161
9/10/2008	AM	1	1	1	1	1	1		2	1		8	18.1	2	42	\$65.22	107
9/11/2008	AM	1		2	1	1	1	1	1			6	9.8	3	7	\$35.42	127
9/12/2008	AM	1		4		2	1	2	1		1	12	10.9	6	17	\$39.25	145
9/13/2008	AM	1		5	1		2	2				8	14.4	7	27	\$54.72	202
9/16/2008	AM	1		1			1	1	1	1		5	9.2	1	21	\$35.21	117
9/17/2008	AM	1		1	3		2					6	13.2	4	12	\$50.22	158
9/18/2008	AM	1		5	1		3		2			11	21.6	6	19	\$81.87	145
9/19/2008	AM	1		2		1						5		2	6		122
9/22/2008	AM	1	2	1	3	1						7	15.7	3	6	\$58.41	147
9/23/2008	AM	1		4		1	1		1			7	18.9	5	15	\$70.00	180
9/24/2008	AM	1		2		1	1	1		1		7		3	43		143
9/25/2008	AM	1	1		1				1			3	17.1			\$62.60	177
9/26/2008	AM	1		1	1	1	2	2	2			9	17.1	3	44	\$62.41	142
9/29/2008	AM	1		1		1						2	14.7	1	2	\$52.94	163
9/29/2008	PM	1		1			1	1				3	16.3	1	14	\$58.00	170
9/30/2008	AM	1		1	4	1						6	10.5	5	12	\$37.59	146
9/30/2008	PM	1		1		1		2				4		2	110		66
10/1/2008	AM	1		1		1			4			6		1	2		90
10/1/2008	PM	1					1					1	16.8	1	56	\$59.00	39
10/2/2008	AM	1		3		1			1	1		6		3	8		141
10/3/2008	AM	1		2	1			2		1		6	16.2	4	30	\$56.12	111
10/3/2008	PM	1	1	1	2		1	1				6		3	15		147
10/4/2008	AM	1	1	1	5	1	1		2			11	17.5	6	33	\$59.49	182
10/6/2008	AM	1	1	1	1				1		1	5	13.4	2	6	\$45.24	158
10/6/2008	PM	1	2	1	1		1	3	1			9		2	55		223
10/7/2008	AM	1				1		1				2	22.2			\$75.52	92
10/8/2008	AM	1		2	1			2				5		3	49		130
10/8/2008	PM	1										1					33
10/9/2008	AM	1		1	1	1	1	1				5	18.6	2	6	\$61.50	125
10/9/2008	PM	1					2	1				3	17.8	1	16	\$57.25	141
10/10/2008	AM	1		4		2	1	2	1			10		8	61		127
10/10/2008	PM	1				1	1					2	20.9			\$66.50	154
10/11/2008	PM	1	2			1	1	3	3			10	27.8	4	109	\$83.50	179
10/12/2008	PM	1	4	1	1		7	5	1	1		20	22.3	6	24	\$68.50	281
10/13/2008	AM	1		3		1		1	2			7	13.5	4	28	\$40.38	149
10/13/2008	PM	1		1			2	3	1			7		4	115		140
10/14/2008	AM	1	1	1		1	2	1				6	16.2	2	20	\$47.70	147
10/14/2008	PM	1		1			4	3				8	19.3	3	69	\$57.50	111
10/15/2008	AM	1		4	1	1	2	3				11		7	54		129
10/15/2008	PM	1				1	3		1			5	22.3			\$64.00	174
10/16/2008	AM	1	2	1		1	2		2			8		2	153		103
10/16/2008	PM	1	3	1			1		1			6	21.2	2	42	\$61.00	135
10/17/2008	AM	1		2		1	1	1		1		6		2	16		118
10/17/2008	PM	1	1			1	1	2				5	21.4	1	14	\$61.00	174
10/20/2008	AM	1				1		2			1	4	18	1	2	\$50.65	145
10/20/2008	PM	1		1		1	1	3	1			7	17.5	4	63	\$49.20	176
10/21/2008	AM	1				1	2			1		4					132

10/21/2008	PM	1	2	1	1	2					6	21.8			\$59.00	183
10/22/2008	AM	1		3	1				1		5	15.5	4	9	\$ 42.69	143
10/22/2008	PM	1	1	1		2		3	1		8		4	126		154
10/23/2008	AM	1		2			1	1	1	1	6	18.6	3	51	\$49.95	148
10/23/2008	PM	1		2		2	1	3	1		9	23.7	3	90	\$63.00	159
10/24/2008	AM	1	1	2		1				1	5		2	4		154
10/24/2008	PM	1	3	3		2	2	2	8	1	21	21.3	7	97	\$55.00	201
10/27/2008	AM	1		3		1	2	4	1		12	18.3	5	140	\$47.75	117
10/27/2008	PM	1		3				2	3		8	23.3	2	130	\$59.00	96
10/28/2008	AM	1			1	3	1	1		1	7		2	46		140
10/28/2008	PM	1	2			1	2	2	1		8	15.8	1	34	\$37.50	205
10/29/2008	AM	1			5	1		1	1		8	18.3	5	16	\$41.58	150
10/29/2008	PM	1	1	2	1		1	2			7	19.1	1	2	\$43.50	197
10/29/2008	AM	1			3	1	1	1	2	1	9		6	84		137
10/30/2008	AM	1			3	1	1	1	2	1	9		6	84		137
10/30/2008	PM	1		1			1	2	1		5	21.9	1	29	\$49.00	164
10/31/2008	PM	1	4					1			5	19			\$42.00	212
11/2/2008	AM	1			5		2	1			9		5	22		178
11/3/2008	AM	1			3		1	1		1	7	16.1	4	14	\$34.45	139
11/3/2008	PM	1	1			1	1	2	1		6	18.8	1	15	\$39.50	174
11/4/2008	AM	1			3	1	1	2	2		9		6	45		156
11/5/2008	AM	1			2			1			7	13.1	4	15	\$27.50	128
11/6/2008	AM	1			1						2		1	2		159
11/6/2008	PM	1	1		1			1	2	1	6		2	6		79
11/7/2008	AM	1			3	1	1	1	1	1	9	18.7	4	20	\$37.54	110
11/7/2008	PM	1		1					2		3	18	2	75	\$36.00	93
11/10/2008	AM	1					3	2	1		7		2	55		140
11/10/2008	PM	1		1		1	1	1	2		6	19.3	2	72	\$38.00	134
11/11/2008	PM	1	1					2	3		6	16.5	3	93	\$31.50	205
11/12/2008	AM	1			3		1		1		5		3	7		149
11/12/2008	PM	1	1				4	3		2	10	20.4	2	49	\$38.75	143
11/13/2008	AM	1			2	1			2	1	7	11.5	5	50	\$21.89	120
11/13/2008	PM	1	2	1		1			2	1	8		2	33		156
11/14/2008	AM	1	1		1		1		3	1	7	18.3	3	44	\$34.90	108
11/14/2008	PM	1						1	3		4		1	87		140
11/15/2008	PM	1	1	2	1		5	6	4		20	35	3	28	\$65.00	237
11/17/2008	AM	1			3		1		1		7		4	17		151
11/17/2008	PM	1				1	1				2	20.7			\$36.27	159
11/18/2008	PM	1					1			1	2		1	1		157
11/19/2008	AM	1	1		3		1				6	17.2	3	13	\$28.89	116
11/19/2008	PM	1	1				1		2		4		1	18		122
11/20/2008	AM	1			2		2		1		5	20	3	20	\$33.46	138
11/20/2008	PM	1							2	1	3		2	15		139
11/21/2008	AM	1		1					1	2	4	15.1	1	38	\$25.66	131
11/21/2008	PM	1	2	1				1	1		5		2	33		120
11/24/2008	AM	1		1	2		1	1	3		9	21	4	40	\$33.69	160
11/24/2008	PM	1			1			3		1	5	19.2	4	63	\$28.89	124
11/25/2008	AM	1	2		2		2		1	1	8		3	12		131
11/25/2008	PM	1						1	2	1	4	21.1	3	39	\$31.70	172
11/26/2008	PM	1				1	1			1	3		1	1		123
11/30/2008	AM	1			2						3	17	3	7	\$27.20	187
12/1/2008	AM	1				1	1		4	1	7		2	78		115
12/1/2008	PM	1			1			2			3	19.1	2	10	\$29.99	108
12/2/2008	AM	1				1	1	3		1	6	19.24	1	31	\$30.00	143
12/2/2008	PM	1			2					1	3	22.5	3	9	\$36.00	137
12/3/2008	AM	1			1	2	1	1		2	9	15.6	1	1	\$23.09	129
12/4/2008	AM	1		1	1		1				3	14.7	1	2	\$21.90	96
12/4/2008	PM	1	1	1		1					3	19.3			\$32.41	124
12/5/2008	PM	1					2	1			3		2	141		118

12/6/2008	PM	1		1		1	2	2	1		1							8		2	15		159							
12/7/2008	PM	1					2											2	20.5			\$32.01		126						
12/8/2008	AM	1		1			1		3						1			6	19.9	3	166	\$29.87		108						
12/9/2008	AM	1		4				2							1			7		4	18		146							
12/9/2008	PM	1		1				1								1		3	19.5	3	18	\$20.50		136						
12/10/2008	AM	1		1	3		1											5		3	8		126							
12/10/2008	PM	1		2				1	1									4	19.5	3	12	\$27.92		146						
12/11/2008	AM	1		2	1		1	2								1		7	13.4	4	36	\$19.33		137						
12/11/2008	PM	1					1		1									2	14.1	1	1	\$19.73		129						
12/12/2008	AM	1		1	5			2										8	9.9	5	30	\$14.50		134						
12/12/2008	PM	1					1		1	4								6		4	133		78							
12/13/2008	AM	1		2						1								3		3	44		65							
12/14/2008	PM	1					1									1		2	21	1	12	\$33.22		128						
12/15/2008	AM	1		2				2	4									8	10.4	5	82	\$16.70		112						
12/15/2008	PM	1						2										3		2	91		109							
12/16/2008	AM	1		1				1	2									5	16.9	1	10	\$26.16		135						
12/16/2008	PM	1		2				2	2									7	13.3	1	112	\$20.61		106						
12/17/2008	AM	1	1	1	1													4		2	7		61							
12/17/2008	PM	1		1				1										2		2	11		97							
12/18/2008	AM	1		2				1	2	1					1			7	17.6	3	8	\$27.84		144						
12/18/2008	PM	1					1		2	1								4		2	11		155							
12/19/2008	AM	1		2				1								2		7		3	8		150							
12/19/2008	PM	1						1		1					1			3	19.1	2	53	\$28.65		118						
12/22/2008	AM	1	1	2				2		1					1			7		3	66		120							
12/22/2008	PM	1						1	2									6	19.3	2	13	\$27.07		137						
12/23/2008	AM	1		3					1						1	1		10	11.7	5	32	\$16.49		140						
12/23/2008	PM	1		1					1	4								7		4	102		123							
12/24/2008	PM	1	2															2	16.9	1	16	\$26.23		126						
12/29/2008	AM	1		2						4					1	1		9		8	140		143							
12/29/2008	PM	1						1	1									2	20.8	1	18	\$27.92		126						
12/30/2008	AM	1														1		2					145							
12/30/2008	PM	1	1					1										3	20.3			\$27.30		149						
12/31/2008	AM	1	1	2			1								1			6	11	2	4	\$15.41		131						
12/31/2008	PM	1		1				1										2		1	1		108							
Total Zone 1			306	274	652	9	327	560	602	403	0	486	4	53	106	39	25	21	0	88	9	8	3972	5860.6	1405	15610	\$18,115.60	71106	11.1	35.4%

I-64 MOTORIST ASSIST DATA FOR 2009

DATE	AM/PM	ZONE	AC 1	AC 2	AC 3	AC 4	AC 5	AC 6	AC 7	AC 8	AC 9	AC 10	AC 11	AC 12	AC 13	AC 14	AC 15	AC 16	AC 17	AC 18	AC 19	AC 20	TOTAL	Fuel Gallons	Operator Total Lane	Operator Lane MINUTES	Fuel Price	Operator Total MILES
1/2/2009	PM	1	1									2											3	11.1	2	67	\$16.74	88
1/5/2009	AM	1	1		2																1		3	20.7	3	64	\$30.00	102
1/5/2009	PM	1	1	1			1		1						1	1							4	28.3	2	48	\$42.55	226
1/6/2009	AM	1		1								2											4					152
1/6/2009	PM	1			1				1														2	19.8	1	2	\$31.79	187
1/7/2009	AM	1	1		3			1													1		8	11.5	4	26	\$20.23	154
1/8/2009	AM	1			2			1	1			1		1	1								5	13.1			\$21.02	153
1/9/2009	AM	1			1					1													2		4	160		68
1/9/2009	PM	1					1		1														6	16.9	3	47	\$27.14	131
1/12/2009	AM	1			5				1							1							4	7.7	3	136	\$12.37	96
1/12/2009	PM	1							2			2											5		2	125		125
1/13/2009	AM	1					1	3	1			2				1							12	20.6	5	111	\$33.00	153
1/13/2009	PM	1		1					3	1													5	18.8	1	3	\$30.13	129
1/14/2009	AM	1			1											2							1	18.8			\$30.19	177
1/14/2009	PM	1							1														1	10.8	2	43	\$17.40	124
1/15/2009	AM	1	1		2				3	2													8		3	60		71
1/15/2009	PM	1						1	1														2		3	9		138
1/16/2009	PM	1						1		1													2	13.1	2	29	\$20.85	171
1/19/2009	PM	1			1		1		1	2													5		1	1		40

1/20/2009	AM	1	1	1			1	1	1						5	21.5	1	3	\$34.40	120												
1/20/2009	PM	1	1			1			1						3		2	68		138												
1/21/2009	AM	1		2				1	1						4	17.3	2	22	\$27.70	142												
1/21/2009	PM	1							2	1					3		3	116		204												
1/22/2009	AM	1		1	1			1	2	1			1		8	17.4	4	14	\$27.65	132												
1/23/2009	AM	1		2		1									4	19.8	1	6	\$31.39	115												
1/23/2009	PM	1		1											1	9.2	2	23	\$14.82	84												
1/25/2009	AM	1				3		1	3	1					4	12.6	3	7	\$20.30	129												
1/26/2009	AM	1	1	1				3	1	1					7		1	11		149												
1/26/2009	PM	1	2			5									7	10.7	1	1	\$17.00	169												
1/27/2009	AM	1		1			1	2	2	2					8		2	19		107												
1/27/2009	PM	1						2	5	2					9	16.6	2	38	\$26.50	179												
1/28/2009	AM	1				3		1	3	2					9		1	3		138												
1/28/2009	PM	1													4	20.9			\$32.18	142												
1/29/2009	AM	1						2	1	1		1			4	20.5			\$32.50	128												
1/29/2009	PM	1							1						1	20.2			\$31.23	136												
1/30/2009	AM	1	1	2		1						1			4		2	15		164												
1/30/2009	PM	1		1	1			2	1						5	11	2	53	\$17.38	143												
2/1/2009	PM	1		1			2	1		1					5	18.2			\$28.80	132												
2/2/2009	PM	1	1				1								12	18.4	3	57	\$29.05	207												
2/3/2009	PM	1					1								1	18.8			\$29.00	213												
2/4/2009	PM	1		1				5		2					7	14.1			\$21.50	199												
2/5/2009	PM	1								1					5	19.1	2	10	\$29.50	182												
2/6/2009	PM	1					1	2	1				1		8	14.5	6	14	\$22.98	160												
2/9/2009	PM	1	1					2							10	14.2	5	89	\$21.91	143												
2/10/2009	PM	1						1							1	11.7			\$18.26	84												
2/11/2009	PM	1				1			1						4		1	1		94												
2/12/2009	PM	1						1	1	1					3		2	24		144												
2/13/2009	PM	1						1							1	19.7			\$27.44	207												
Total Zone 1			13	7	30	0	13	19	45	32	0	29	0	2	3	6	0	0	0	4	0	3	229	557.6	89	1525	\$874.90	6769	Average Lane Minutes	17.1	Percentage Lane	38.9%

2007 - 2009 11.7 35.1%

I-64 MOTORIST ASSIST DATA FOR 2007

DATE	AM/PM	ZONE	AC 1	AC 2	AC 3	AC 4	AC 5	AC 6	AC 7	AC 8	AC 9	AC 10	AC 11	AC 12	AC 13	AC 14	AC 15	AC 16	AC 17	AC 18	AC 19	AC 20	TOTAL	Fuel Gallons	Operator Total Lane	Operator Lane MINUTES	Fuel Price	Operator Total MILES
11/1/2007	AM	2			3				1	1													5	27.9	4	23	\$ 75.00	113
11/2/2007	AM	2			4				1	1		1											7	7.5	6	6	\$ 19.75	173
11/2/2007	PM	2			3			2															5	20.1	2	10	\$ 58.00	162
11/5/2007	AM	2	1		4			1				4											10		8	30		151
11/5/2007	PM	2			4			1	1														6	21.2	4	12	\$ 61.14	162
11/6/2007	AM	2			4				2			1											7	13.2	5	5	\$ 38.00	161
11/6/2007	PM	2		2	2			2	1														7	2.7	1	2	\$ 7.81	135
11/7/2007	AM	2			1				1			1											3	19	1	11	\$ 56.00	115
11/7/2007	PM	2	1		1			2				2											6		2	7		144
11/8/2007	AM	2			2				1			1											4	21.6	2	5	\$ 61.00	144
11/8/2007	PM	2			1			2		1		2											6		3	13		149
11/9/2007	AM	2		2	4			1	1	2		2											11	22.7	7	62	\$ 64.00	114
11/9/2007	PM	2					1	2	1			3											7		0	0		132
11/12/2007	AM	2		1	2		1	1		2		2									1		10	22.4	6	17	\$ 63.01	174
11/13/2007	AM	2						1	1			1									1		4		3	2		120
11/13/2007	PM	2		1	1			2				3											7	18	3	8	\$ 53.71	147
11/14/2007	AM	2			3					1													4		3	3		82
11/14/2007	PM	2						1	1			3											5	18.6	3	69	\$ 56.11	115
11/15/2007	AM	2			3			1		1													5		4	29		127
11/15/2007	PM	2		1				2	2	1		1											7	21	4	24	\$ 62.15	127
11/16/2007	AM	2			3																		3		3	4		137
11/16/2007	PM	2	1		1			1	1	2		1											7	21.9	5	43	\$ 64.81	143
11/17/2007	AM	2			6			3		3													12		9	42		193
11/18/2007	AM	2					1	1		1		2											5	21.8	2	15	\$ 63.00	185
11/19/2007	AM	2						2		1		1											4	7.9	1	4	\$ 23.00	95
11/19/2007	PM	2		1				2	1	1		2											7	2.3	3	18	\$ 6.63	133
11/20/2007	AM	2		1						1													2	23	1	7	\$ 66.04	159
11/20/2007	PM	2			3			3	1			1											8		2	4		123
11/21/2007	AM	2	2							1													3	23.8	1	12	\$ 68.01	138
11/21/2007	PM	2		2	1			1	1	3													8		3	45		115
11/23/2007	AM	2			5		1	2	1			2											11	22.1	6	2	\$ 63.00	217
11/24/2007	PM	2			4			4				2											10	20.1	3	14	\$ 57.08	227
11/25/2007	PM	2	1	1	1			4	1	1		2											11	19.1	4	29	\$ 54.11	219
11/26/2007	AM	2	1	1	1							1											4		4	95		141
11/26/2007	PM	2	1	1				4	1			2						1		1			11	22.1	3	28	\$ 62.78	123
11/27/2007	AM	2			1			2	4	1		1											9		6	85		139
11/27/2007	PM	2			2			1	3														6	20.4	3	10	\$ 60.85	134
11/28/2007	AM	2		1	1			1	1														4	16.5	2	16	\$ 49.00	138
11/28/2007	PM	2	1		1		1	1	2	1													7		2	40		136
11/29/2007	AM	2	1		4			1	2	1											1		10	21	6	29	\$ 61.02	124
11/29/2007	PM	2		2	1				1									2					6	2	6	25	\$ 6.15	141
11/30/2007	AM	2			2		1	3				2									1		9	19.6	5	21	\$ 56.50	116
11/30/2007	PM	2	1	3	1			4	1														10	4	2	34	\$ 11.00	144
12/2/2007	AM	2								3		1			1								5	21.8	2	50	\$ 63.02	178
12/3/2007	AM	2			7				1			1											9		9	79		104

12/3/2007	PM	2	1		1	1		2											5	20.9	2	36	\$	58.59	161							
12/4/2007	AM	2			4							1						2	7	7.1	6	12	\$	20.00	136							
12/4/2007	PM	2		1				3	1									6	19.9	1	5	\$	55.55	170								
12/5/2007	AM	2			2			1	1								1	7		5		27		152								
12/5/2007	PM	2			2			2	1									6	19.8	2	6	\$	54.94	160								
12/6/2007	AM	2			4		1	1	1	1							1	10	14.1	7	36	\$	39.01	123								
12/6/2007	PM	2		1		1		2	5	1	2						1	14		4	107			173								
12/7/2007	AM	2		2	2	5		2		1	2					2	14	22.1	8	63	\$	61.01	198									
12/7/2007	PM	2						2	1		1						4	18.5	2	65	\$	52.02	164									
12/9/2007	PM	2			1			1		1	1						4		2		9			190								
12/10/2007	AM	2		1		1		3	2		1				1		9	20.8	5	67	\$	56.01	209									
12/10/2007	PM	2			2		1	3	1								7	16.9	2	6	\$	47.55	144									
12/11/2007	AM	2			2												2	11.5	2	2	\$	30.89	155									
12/11/2007	PM	2			2			1	2		3						8		3		20			127								
12/12/2007	AM	2			8		1									2	12	22.7	10	24	\$	60.82	117									
12/12/2007	PM	2		1			1	2									5	4.5	1	4	\$	12.52	124									
12/13/2007	AM	2			1						2						3	20.6	3	16	\$	55.03	124									
12/13/2007	PM	2			1			2		3							8		6		60			115								
12/14/2007	AM	2			2			1									3	20	3	19	\$	57.18	179									
12/14/2007	PM	2						2	2	1		1					6		2		13			125								
12/15/2007	AM	2			2		1	1	1								8	19	5	23	\$	54.15	149									
12/16/2007	AM	2						18	1		3		1	3	1		27		10	123				144								
12/17/2007	AM	2			1		1	2		2							6	19.9	5	138	\$	56.34	103									
12/18/2007	AM	2										1					2		1		2			128								
12/18/2007	PM	2			3				3						1		8	22.2	3	47	\$	63.53	141									
12/19/2007	AM	2			1												3	10.7	1	9	\$	29.75	124									
12/19/2007	PM	2						3	1								5		1		4			145								
12/20/2007	AM	2			4				1							2	8	20.9	5	7	\$	57.70	112									
12/20/2007	PM	2		1			1										6		2		43			125								
12/21/2007	AM	2			1			2	1	2		3			1		11	21.6	6	27	\$	58.96	114									
12/21/2007	PM	2		3				1	1	1							7		1		76			116								
12/22/2007	AM	2			1	7				2						2	15	20.2	14	69	\$	54.54	191									
12/23/2007	AM	2			3			1								1	8		7		12			160								
12/24/2007	AM	2			4			3									9	22.3	5	8	\$	61.77	200									
12/24/2007	PM	2			5			4								1	11	20.6	6	23	\$	57.93	189									
12/26/2007	AM	2			6			1									8	21.2	7	10	\$	57.18	133									
12/26/2007	PM	2		1			1	2	1	1		1					7	14.7	2	36	\$	41.22	152									
12/27/2007	AM	2			1			1		1						2	8		6		61			119								
12/27/2007	PM	2			1			1	2								5	19.6	3	30	\$	56.55	151									
12/28/2007	AM	2			1	1				2							4		4		31			112								
12/28/2007	PM	2			1			1	2	4	1						9	21.7	3	36	\$	62.97	129									
12/31/2007	AM	2															1		1		26			135								
12/31/2007	PM	2		2	1			2	2								8		2		10			140								
Total Zone 2			22	29	166	1	17	128	69	59	0	93	0	1	18	5	0	6	0	16	3	0	631	1019.3	337	2534	\$2,885.39	12707	Average Lane Minutes	Percentage Lane		
																															7.5	53.4%

I-64 MOTORIST ASSIST DATA FOR 2008

DATE	AM/PM	ZONE	AC 1	AC 2	AC 3	AC 4	AC 5	AC 6	AC 7	AC 8	AC 9	AC 10	AC 11	AC 12	AC 13	AC 14	AC 15	AC 16	AC 17	AC 18	AC 19	AC 20	TOTAL	Fuel Gallons	Operator Total Lane	Operator Lane MINUTES	Fuel Price	Operator Total MILES
------	-------	------	------	------	------	------	------	------	------	------	------	-------	-------	-------	-------	-------	-------	-------	-------	-------	-------	-------	-------	--------------	---------------------	-----------------------	------------	----------------------

1/2/2008	AM	2		2		1	2	2		2		1		1	11	22.3	10	86	\$63.47	137
1/3/2008	AM	2		1	2		1		1			1		1	7	20.1	6	28	\$56.90	198
1/4/2008	AM	2			3		3			5		1		1	13	13.7	10	32	\$40.95	179
1/5/2008	AM	2			3				1	2					6	15.3	5	15	\$44.98	233
1/7/2008	AM	2			1				2	5					8	18.1	8	78	\$52.59	177
1/8/2008	AM	2	1		1		1	1		2					6	11.3	3	12	\$32.46	156
1/9/2008	AM	2					1	1	1				1		4		3	37		150
1/10/2008	AM	2		3			1			4					8		2	4		149
1/11/2008	AM	2	1						1	1				1	4	22.2	1	1	\$62.88	151
1/12/2008	AM	2			1		4	1		2			2		10		5	18		190
1/13/2008	AM	2		1	1			1					2		5	23.5	4	8	\$66.00	230
1/14/2008	AM	2			5		1	2		2					10	21.6	8	18	\$59.83	155
1/15/2008	AM	2		2	1		3	1	1	2					10	26.7	5	22	\$73.80	141
1/16/2008	AM	2			1				2	1					4	19.2	4	69	\$52.72	130
1/17/2008	AM	2			1			1	1						3		1	2		145
1/18/2008	AM	2			1			1	1					1	4	15.1	4	83	\$40.82	155
1/28/2008	AM	2		1	3			1					1		6		5	30		140
1/29/2008	AM	2			2			1	2		1			1	7	18.4	5	40	\$50.15	125
1/30/2008	AM	2	1		2		1			3	2	1		1	12		6	33		102
1/31/2008	AM	2			1		1		1	3					6	19.5	4	26	\$52.49	145
1/2/2008	PM	2	2	2	1		2	3	2	1	2				15	17.6	5	34	\$50.67	216
1/3/2008	PM	2					1	1	3	2					6	20.8	2	57	\$62.23	150
1/4/2008	PM	2		2	1		1	1	3		1				9	13.7	3	13	\$41.18	129
1/6/2008	PM	2		2				2	3		1				8		1	3		184
1/7/2008	PM	2					1		3		1				5	19.5	1	2	\$58.32	148
1/9/2008	PM	2						1	2	2	1		1	1	8	20.9	3	43	\$59.90	126
1/10/2008	PM	2		1				1	2	4					8		2	33		144
1/11/2008	PM	2			1						1				2	16	1	8	\$45.78	93
1/14/2008	PM	2	1					3	1	1	4				10		5	46		162
1/15/2008	PM	2	1				1	1	1	1	3			1	9		4	38		147
1/16/2008	PM	2		1	1		1	2		1	2				8	14.3	4	208	\$39.07	90
1/17/2008	PM	2	1		1			3	1		2				8		2	8		166
1/18/2008	PM	2					1	2	1		1				5		1	108		140
1/19/2008	PM	2	2		1			2	2	1				1	9	22.1	4	34	\$60.79	233
1/20/2008	PM	2		1	3			3	3	1					11	22.8	5	11	\$61.58	211
1/21/2008	PM	2		2				4	4	1	1				12		3	52		168
1/28/2008	PM	2			1	1			1		3				6	18.8	4	32	\$51.38	171
1/29/2008	PM	2			5			1	2	1	4		1		15		12	83		146
1/30/2008	PM	2	2		1			2	1	2	2		1		11		4	47		121
1/31/2008	PM	2	1						1	3					5		1	31		154
2/1/2008	AM	2		1	2			2	2		7		1		15	16.8	12	90	\$45.18	114
2/4/2008	AM	2	1	1			1	1		2	2				8	17.9	4	41	\$48.00	148
2/5/2008	AM	2			1			1	2	1			1	1	8	17.8	5	46	\$47.68	130
2/6/2008	AM	2						1		3	1		1	1	7	10	3	38	\$28.00	111
2/7/2008	AM	2						1			1				3	21.7	1	3	\$59.82	156
2/8/2008	AM	2	1		2		1	1		1				1	6	21	4	26	\$57.40	160
2/10/2008	AM	2			8		1	1	1		2		2		15	20.5	8	9	\$55.25	192
2/11/2008	AM	2			6			3	1				1		11	17.4	8	15	\$46.83	138
2/12/2008	AM	2	1		2			1	2	1					7	17.4	5	55	\$46.70	148

2/13/2008	AM	2		1		1	1	2		1				6		4	96		109
2/14/2008	AM	2				1				3				4	20.6	1	22	\$59.01	122
2/15/2008	AM	2		1			1			2				4	21.5	2	3	\$60.76	128
2/18/2008	AM	2		2		3				3	1	1	1	11	17.5	7	78	\$48.85	143
2/19/2008	AM	2		1		2							1	5	17.1	3	8	\$47.93	142
2/20/2008	AM	2	1					1		1				3	22.6	2	40	\$62.64	126
2/21/2008	AM	2				1		2						3	19.7	1	141	\$58.94	96
2/22/2008	AM	2	1			1	1	1	4		1			9	15.5	6	109	\$46.14	109
2/23/2008	AM	2	2			1	1	3	1					7	21	2	31	\$62.54	180
2/25/2008	AM	2		1			1			1				3	21.4			\$63.07	155
2/26/2008	AM	2		1			1	1	1	1	1	2	2	9		5	10		138
2/27/2008	AM	2		2		3	4	1	2		1	1		14	21.4	7	16	\$62.01	143
2/28/2008	AM	2	1	1	1		2	1						6		5	115		110
2/29/2008	AM	2		1	1	1		1		1				5	7	2	2	\$20.06	148
2/1/2008	PM	2	1			3	1	1						6		1	27		154
2/2/2008	PM	2		1		4	2	2		1				10	22.7	3	48	\$61.35	211
2/4/2008	PM	2	3	1		1	2							7		1	85		105
2/5/2008	PM	2	1				1			1		1		4	13.7	1	7	\$38.41	147
2/6/2008	PM	2		1								2		3					160
2/7/2008	PM	2		2			1	1	1	1	1			6		4	102		125
2/8/2008	PM	2	1	1		1			2					5		1	2		165
2/11/2008	PM	2				1	2	4						7		4	93		119
2/12/2008	PM	2		1		1	2	3						7	13.6	2	57	\$39.49	111
2/14/2008	PM	2				1	1	2	3			1	1	9		4	29		162
2/15/2008	PM	2	2			1	2	1	1					7		2	13		140
2/17/2008	PM	2	2		3	2	2		2		1	3		15	19	5	41	\$55.16	200
2/19/2008	PM	2		2			1							3		3	11		172
2/20/2008	PM	2	1	1	1	2	1	1	1	1				9		3	20		141
2/21/2008	PM	2		3		2		1	1	1		1		9		3	11		117
2/22/2008	PM	2	1	2		2		1	2					8		4	59		158
3/1/2008	AM	2		1	1	1	3	3	2	1				12	17.8	3	38	\$50.98	225
3/3/2008	AM	2			1				2				1	4	20.4	1	6	\$58.54	140
3/4/2008	AM	2					4						15	19		15	108		143
3/4/2008	PM	2				6	2						10	18	22.5	3	10	\$64.51	69
3/5/2008	AM	2		2		7		2	1				1	13		7	179		88
3/5/2008	PM	2	2			3			1					6		1	6		139
3/6/2008	AM	2		1			2		1		2			6	21.2	3	51	\$60.49	117
3/6/2008	PM	2		1		1	1	5						8		2	20		142
3/7/2008	AM	2				1		1	2	1				5	23.4	2	29	\$70.07	126
3/7/2008	PM	2		1		5	1	1	2	2				12		4	40		127
3/8/2008	AM	2	1	1		3	3	1	1	1		2		12	21.3	3	24	\$63.58	201
3/9/2008	AM	2	1	1		1		2	1	1			2	9	24	6	54	\$71.90	211
3/10/2008	AM	2		2		1		3	2	1				9		6	88		154
3/10/2008	PM	2	1	2			2		1	2				8	20	2	7	\$59.69	153
3/11/2008	AM	2		1								1		2	12.7	1	2	\$37.74	132
3/11/2008	PM	2	1	1		1		1	1					5		2	13		151
3/12/2008	AM	2				1	2	1	1	1		1		6		2	58		99
3/12/2008	PM	2		1		1	1	1	1	1				5	25.1			\$77.93	164
3/13/2008	AM	2				2			3					5		2	28		127

3/13/2008	PM	2		1			1	4				2			8	24.5	2	65	\$75.51	120
3/14/2008	AM	2			1		1			1					3		2	2		176
3/14/2008	PM	2			2		2	3	3		1			2	13		2	34		145
3/15/2008	PM	2		2	1		2	1		1		1			10		1	1		252
3/16/2008	PM	2	1	1			1	1	2	2	1	1			10	22.6	2	34	\$69.31	210
3/17/2008	AM	2		1	3		2		1	1		2			12	18.8	7	38	\$57.47	128
3/17/2008	PM	2					1			1			1		3					155
3/18/2008	AM	2							3	1					8	24	6	77	\$73.24	142
3/18/2008	PM	2		1			1		2	1			1		6		1	3		128
3/19/2008	AM	2					1	1	1						4	21.9	2	3	\$66.72	156
3/19/2008	PM	2	1	1			3	2	1					1	9		1	90		122
3/20/2008	AM	2			1			3	1	1		1			8	21.9	3	4	\$66.82	143
3/20/2008	PM	2					3	1	3	1		3	1	1	13		3	30		131
3/21/2008	AM	2	1		2		2				1	1			7	20	3	12	\$60.93	149
3/21/2008	PM	2	1		1			2	1	1					6					87
3/24/2008	AM	2					1	1	1				1	1	6	21.2	4	9	\$64.09	156
3/24/2008	PM	2	1				1	1							3					173
3/25/2008	AM	2			1		1							1	5	20.2	2	4	\$60.88	161
3/25/2008	PM	2		2	1		1		1	1					7		3	27		163
3/26/2008	AM	2			1		2	1			3		1		8		4	11		159
3/26/2008	PM	2		1	2		1	1	2	1		1			10	22.5	3	38	\$72.10	122
3/27/2008	AM	2					1		1			1			4		2	66		129
3/27/2008	PM	2						1	5	1			1		8	19	2	74	\$60.91	120
3/28/2008	AM	2		1	1		1	2						2	10		5	77		128
3/28/2008	PM	2		3	1			1						1	6	25.1	3	30	\$80.35	138
3/31/2008	AM	2		1	1		1		2	1				1	7	10.1	4	27	\$32.19	144
3/31/2008	PM	2			2		1	2	3			2			10		4	28		153
4/1/2008	AM	2	1	1	1					1				1	7	20.9	3	11	\$66.63	142
4/1/2008	PM	2	1	1	1			1	3	1					8	15.9	2	29	\$50.77	126
4/2/2008	AM	2		1	1		2	1	2				1		8	10.8	2	18	\$34.60	146
4/2/2008	PM	2					1	1	1			1			4		1	5		128
4/3/2008	AM	2					2		7						9	16.6	7	140	\$54.79	85
4/3/2008	PM	2		1	1		1	1	3	2		1			10		2	23		128
4/4/2008	AM	2			1		2	1	2	2		2			10	22	5	39	\$72.64	140
4/4/2008	PM	2			2	1			1			1			5		5	68		130
4/6/2008	AM	2	1	2			2	1		3		2			11	16	4	57	\$52.81	236
4/7/2008	AM	2			1		1	2	2			5	3		15	24	6	38	\$78.94	155
4/8/2008	AM	2	2	2	1		3	1		2		3		1	15		7	63		158
4/8/2008	PM	2	1		1			1	2			1			6	24.6	2	6	\$80.45	143
4/9/2008	AM	2	1				1	1				3		1	7		2	12		152
4/9/2008	PM	2					1	1	1			2			5	22.9	3	53	\$74.85	114
4/10/2008	AM	2			1			1	1	1		1			7	15.2	6	63	\$51.71	155
4/10/2008	PM	2	1		1		1	1	4			3			11		3	12		121
4/11/2008	AM	2					1	1	1			1			4	17.2	3	243	\$58.52	110
4/14/2008	AM	2		2	1			1	3						7	14.6	5	29	\$49.66	186
4/14/2008	PM	2			1		1	1	3			2			8		2	7		126
4/15/2008	AM	2			1			2		2					5	21	2	12	\$71.25	152
4/15/2008	PM	2					1	2	1			3			7		4	30		157
4/16/2008	AM	2	1		1		3		1			2	1		9	18.3	4	8	\$61.66	186

4/16/2008	PM	2		1		1	3	1				6	19.6	1	2	\$66.25	153
4/17/2008	AM	2		1		2			3		1	7	12.6	4	28	\$44.42	151
4/17/2008	PM	2	1	1		1		2				5	13.5	2	34	\$47.37	124
4/18/2008	AM	2			3	2	1	1	1			8		5	28		183
4/18/2008	PM	2		1		1	1	2	1			6	19.5	3	54	\$68.25	177
4/20/2008	AM	2				1	2	1		2	1	7	21	2	5	\$73.71	238
4/21/2008	AM	2		1		1	1		1	1	2	7		4	74		174
4/21/2008	PM	2	1	3				2		1		8	22	4	7	\$77.92	126
4/22/2008	AM	2	1	1					1	2		5		2	42		136
4/22/2008	PM	2				1	1	4	1			7	19	2	49	\$67.54	138
4/23/2008	AM	2	1		5	2		3	1		2	14	12.1	8	25	\$42.55	166
4/23/2008	PM	2				1	2	4	1	1		9		2	58		113
4/24/2008	AM	2			2		1	1	1	1		5		3	12		176
4/24/2008	PM	2			2	1	1	3		1		8		2	3		156
4/25/2008	AM	2			4		2			4	2	12	15.6	9	39	\$56.23	136
4/25/2008	PM	2					2	2	1	2		7		3	31		145
4/26/2008	PM	2		1	1		5	2		1		10	36.8	2	6	\$132.16	197
4/28/2008	AM	2		1	3		1	1				6		4	8		135
4/28/2008	PM	2		2		3		4	1	2		12		2	19		142
4/29/2008	AM	2			2		1			2		5	27	2	2	\$96.69	
4/29/2008	PM	2		1	2	1	2		1	2		9	20.5	5	24	\$73.72	154
4/30/2008	AM	2			1	2				2		5	11.9	2	8	\$42.72	148
4/30/2008	PM	2	1	1	1	1	3	5				12		1	2		118
5/1/2008	AM	2	1	1	1	2		3	1	2	1	12	20	4	136	\$71.27	128
5/1/2008	PM	2	2			1	1	1				5					124
5/2/2008	AM	2			1		3	2	2	2	1	9	18.7	5	71	\$66.20	117
5/2/2008	PM	2			1	1		3	2	2	1	10		6	82		98
5/3/2008	AM	2	1		7	2	1	1	1	1	1	17	22.4	7	49	\$79.62	228
5/4/2008	AM	2			2		2	2	1	1	1	11		4	45		234
5/5/2008	AM	2	1	1	2	2	1	2		1	1	12	23.4	3	5	\$83.28	147
5/5/2008	PM	2	1	2	1	2	1	2				9		4	114		109
5/6/2008	AM	2		1	2				1	3		7	24.6	2	3	\$87.12	134
5/6/2008	PM	2					2	5				7		1	14		162
5/7/2008	AM	2	1		2					1		4	21	3	4	\$77.96	161
5/7/2008	PM	2	1		1			3	1	1		7		3	52		123
5/8/2008	AM	2			1		2	1	1		1	6	21.6	4	7	\$79.36	160
5/9/2008	AM	2			1		2		3		1	7	17.2	3	55	\$63.61	157
5/9/2008	PM	2		3		3	2	5	2	2		17	4.4	4	34	\$16.27	127
5/10/2008	PM	2	1	1	2	3	3	3				13	18	3	12	\$66.43	210
5/11/2008	AM	2			7	1	1			3	2	14	22.1	7	26	\$81.96	208
5/11/2008	PM	2	1		2		6	3		2	1	16	25.4	3	41	\$92.85	209
5/12/2008	AM	2			3			1	2	1	1	13		7	46		156
5/12/2008	PM	2	2	1			2	2		1	1	9	24.6	1	6	\$90.03	130
5/13/2008	AM	2			2			1	1	1	1	6	12.1	4	38	\$44.30	144
5/13/2008	PM	2	1		3	1	2		2			9		5	60		112
5/14/2008	AM	2		1			2		1	2	1	7	18	3	10	\$66.35	135
5/14/2008	PM	2				4		1		1		7		4	6		133
5/15/2008	AM	2		1	1			1		1		4	17	3	101	\$61.85	106
5/15/2008	PM	2	1			1	1	4		1		8		2	23		98

5/16/2008	AM	2		2	1	1	1				2	7	20	5	9	\$72.52	153
5/16/2008	PM	2	2	2	2	1	1			1		9		3	4		111
5/19/2008	AM	2		2		1	1	1			2	10	17.3	5	49	\$62.88	130
5/19/2008	PM	2		1			4					5	19.2	1	2	\$70.30	197
5/20/2008	AM	2				1						1					163
5/21/2008	AM	2	1					2			1	5	22.3	4	33	\$84.70	138
5/21/2008	PM	2	3	3				1	2		3	12	13.9	6	65	\$52.75	116
5/22/2008	AM	2		1					2		1	4		2	7		130
5/22/2008	PM	2	1					2	1		2	6	20.4	2	19	\$77.87	138
5/23/2008	AM	2		1						1		3		3	15		139
5/23/2008	PM	2	1	1				2	2	1	2	9	19.6	2	55	\$74.01	116
5/27/2008	AM	2	1	1	4				1		1	13		10	38		133
5/27/2008	PM	2				1	1	3				5	20.8	1	15	\$77.76	143
5/28/2008	AM	2			1	1					2	5		2	176		87
5/28/2008	PM	2	1								1	2		1	4		61
5/29/2008	AM	2				1	2		1			4	18.7	1	15	\$69.87	161
5/29/2008	PM	2	2	1	1	1	2	1			2	10		5	94		134
5/30/2008	AM	2					2					2	20.3			\$79.28	144
5/30/2008	PM	2		1			1	5			2	9	20.4	2	11	\$79.65	149
6/1/2008	AM	2		2			2	2	1			9		5	27		194
6/2/2008	AM	2		2				3				5	22.3	2	2	\$86.60	131
6/2/2008	PM	2	2	1			1	2				6		1	5		124
6/3/2008	AM	2		2			1				1	4	19.4	2	4	\$74.93	137
6/3/2008	PM	2	2					2	2		1	7	18.5	2	11	\$72.32	124
6/4/2008	AM	2	1				2		2			5		3	110		113
6/4/2008	PM	2	2	1		2		2			1	8		2	17		122
6/5/2008	AM	2		2		1						6	21.7	5	69	\$83.29	134
6/5/2008	PM	2	2	1			3	2	2	3	1	15	18.8	4	46	\$72.00	177
6/6/2008	AM	2		3				1		1	1	7		5	35		107
6/9/2008	AM	2		2		1	1	1			1	7	16.8	4	4	\$65.76	154
6/10/2008	AM	2		1			1	2			1	5		2	4		127
6/10/2008	PM	2		1			1	2	5		1	10	23.5	7	126	\$91.15	113
6/11/2008	AM	2		1				1				3	10.1	2	9	\$39.11	134
6/11/2008	PM	2	1					1	1		1	4		2	40		121
6/12/2008	AM	2		1			1	1			1	5	16.8	1	16	\$65.05	130
6/12/2008	PM	2	2				1	3			1	8		1			139
6/13/2008	AM	2		1			1	1	1	2	2	7	19.2	5	19	\$74.08	135
6/13/2008	PM	2		1			2	1	1	4		10	21.7	2	9	\$83.97	140
6/16/2008	AM	2		1		1	1	1	1			6		4	30		132
6/16/2008	PM	2	2	1			4		1		1	9	25.6	1	12	\$100.00	146
6/17/2008	AM	2		2							4	6		4	5		139
6/17/2008	PM	2		2		1		3	1			8	22.4	1	14	\$86.95	107
6/18/2008	AM	2		1							1	2	7.9	2	8	\$30.26	115
6/18/2008	PM	2	1	1	1			3	2	1	1	10	10.9	3	56	\$43.73	119
6/19/2008	AM	2		1			1		3		1	8		4	46		128
6/19/2008	PM	2		2			2		2		1	7	26.8			\$107.11	138
6/20/2008	AM	2		1				1	1		1	5	10.6	3	11	\$42.05	146
6/20/2008	PM	2		2			2	2	2		1	9	15.1	2	5	\$60.59	132
6/21/2008	PM	2	2	1	2		2	2	5	1	2	17	15	3	8	\$60.18	277

6/22/2008	PM	2	3	1	5	4	8	1	1	1	24	17.4	6	12	\$69.88	191
6/23/2008	AM	2			2	1	2	1	1	2	10		6	86		118
6/23/2008	PM	2			2			2	1	4	9	18.9	5	31	\$74.50	111
6/24/2008	AM	2			1	1				2	4	12.5	1	1	\$49.23	156
6/24/2008	PM	2	2	1	1			1	1	1	8		1	7		103
6/25/2008	AM	2	1		3	1		3			8	17	3	5	\$66.96	151
6/25/2008	PM	2	2		1			3	2	1	9		2	30		150
6/26/2008	AM	2	1	1	1	1		2	2	2	9	23.1	6	37	\$90.36	140
6/27/2008	AM	2			1			2		1	4	16.6	3	16	\$65.08	167
6/27/2008	PM	2		2				4			9	16.5	2	37	\$65.71	112
6/28/2008	AM	2			4	3	1			1	11		5	8		160
6/29/2008	AM	2		3	4		4	1	1	2	15	18.5	7	93	\$72.44	165
6/30/2008	AM	2					2	1	3		8	17.9	6	40	\$69.54	145
6/30/2008	PM	2	1				2	1	3	2	9		5	71		113
7/1/2008	AM	2	1	2							3	22	2	4	\$88.04	147
7/1/2008	PM	2	1	1			1	1	1		5	22	1	9	\$87.78	181
7/2/2008	AM	2			4	1		2		1	10	11.6	6	21	\$46.26	140
7/2/2008	PM	2	1	2			2	4	1		11		1	4		106
7/3/2008	AM	2	1			1		2			7	17.6	4	31	\$69.75	148
7/3/2008	PM	2		2	2		2	5	1		12	21	4	30	\$83.50	115
7/5/2008	PM	2	3	1	4	3	9	2		1	23	18.7	6	8	\$73.30	197
7/6/2008	PM	2	2			1	5	3		2	14		1	3		206
7/7/2008	AM	2			1		1			2	5		3	9		160
7/7/2008	PM	2	1		1		2	5			9	18.3	2	22	\$71.66	119
7/8/2008	AM	2			1	1	2	3		1	9	11.2	2	39	\$43.63	127
7/8/2008	PM	2	2		1	1	2		1	3	11		3	41		140
7/9/2008	AM	2			1	1	2	1	1	2	7	22.6	3	70	\$88.20	130
7/9/2008	PM	2	1		2			2			6		3	36		118
7/10/2008	AM	2					1	2	2		6	22.2	3	67	\$86.11	136
7/10/2008	PM	2	2		1		2	1		2	9		4	40		151
7/11/2008	AM	2			1	2	2	2	1	3	12	23.7	2	4	\$95.15	158
7/11/2008	PM	2	2			1	1	1	1	2	7		1	43		124
7/14/2008	AM	2	1		1	1	4	1	1		9	18.2	3	93	\$72.35	141
7/14/2008	PM	2	1		1		3	2			8		3	10		161
7/15/2008	AM	2	1	1	3	1	1			1	8	22.8	4	88	\$90.33	61
7/15/2008	PM	2	3		2	2	1			1	11	21.1	3	5	\$82.95	115
7/16/2008	PM	2			1	1		4	1	1	8		2	11		115
7/17/2008	AM	2			1	2	1		1	2	7	21.8	3	36	\$85.33	157
7/17/2008	PM	2	1				1	4		3	9		1	2		129
7/18/2008	AM	2			4		1	1	1	2	10	17.8	8	50	\$69.43	143
7/18/2008	PM	2	2		2	1	1	2	2		10		4	14		105
7/20/2008	AM	2	1		1	1		2	3	2	12	26.2	6	142	\$101.73	240
7/21/2008	AM	2				1				1	2		1	448		39
7/22/2008	AM	2		1	2			3	1		8	24.2	4	65	\$93.47	108
7/22/2008	PM	2	1	1	1			2	3		9	22.4	1	3	\$86.44	178
7/23/2008	AM	2	1				1	1		2	6		2	7		155
7/23/2008	PM	2			1	1	2	2			7	20	1	2	\$76.60	148
7/24/2008	AM	2		1	1		1				3	17.7	2	34	\$67.38	181
7/24/2008	PM	2		2		1		1	2	1	8		2	39		113

7/25/2008	AM	2		1		1	1	1	2	1		7		3	203		135
7/25/2008	PM	2	1	1	1		1	1	1			6	25.2	3	28	\$95.68	137
7/26/2008	AM	2	2		1		1	3	7	2		18	27	5	75	\$102.40	176
7/27/2008	AM	2	1	1	1		1	4	1			10	19	3	27	\$71.53	251
7/28/2008	AM	2	1	1	2		2		1		1	11		3	6		225
7/28/2008	PM	2	2	1	1		1	1	2	3	3	15	22.5	5	24	\$84.73	140
7/29/2008	AM	2			1				1		2	4	15.8	1	1	\$59.71	157
7/30/2008	AM	2							4	4	4	9		6	170		95
7/30/2008	PM	2		2		1		2			5						97
7/31/2008	AM	2	1	1			4		2	2	10	23.1		4	44	\$84.53	128
7/31/2008	PM	2	2	2			1		3		8			1	4		131
8/1/2008	AM	2			2		1			3	6			6	8		126
8/1/2008	PM	2	3		1		2	1		2	10			2	19		144
8/4/2008	PM	2	1	1	1		1	2	2		9	21		3	14	\$75.72	116
8/5/2008	PM	2	1	2			4	4	1		12			3	28		119
8/6/2008	PM	2		1		2	1	2	1		7						113
8/7/2008	PM	2		2		1		5	1		9			1	33		138
8/8/2008	PM	2	2		1		2	2	2		10	22.4		4	48	\$79.35	117
8/10/2008	PM	2	1				4	3		1	9	20		2	2	\$69.85	198
8/11/2008	AM	2			2		1	1	1		7			5	11		186
8/11/2008	PM	2	1	1			1	1	2	1	7	19.1		1	5	\$66.43	161
8/12/2008	AM	2	1	1	1		1		2		7	26.1		3	5	\$91.19	157
8/12/2008	PM	2	3	1	1		1	3	1	1	13	18.6		2	7	\$64.72	159
8/13/2008	AM	2			1		4	2		1	8	13.2		2	73	\$47.85	145
8/13/2008	PM	2	1		1		3	1	1		7			2	13		149
8/14/2008	AM	2	1		2				1	3	7	12.9		3	4	\$44.83	150
8/14/2008	PM	2	1		1		4	2	1		9	21.8		2	20	\$75.61	183
8/15/2008	AM	2					3	1	1		7			2	173		129
8/15/2008	PM	2	2			1	1	1		1	6	19.5		1	72	\$67.30	92
8/18/2008	AM	2	1		4		1	1	2		11			5	105		141
8/18/2008	PM	2		2			1	2	2		7	24		1	4	\$81.62	171
8/19/2008	AM	2					2	1	2	4	9	8.8		5	52	\$30.08	154
8/19/2008	PM	2	4				2	4	2		13						150
8/20/2008	AM	2				1	1	1			7	19.4		1	20	\$66.01	98
8/20/2008	PM	2						3	4		8			4	77		143
8/21/2008	AM	2	1					4	1		6	22.2		2	22	\$74.92	119
8/21/2008	PM	2		2		1	2	2		1	8	4.6				\$15.57	133
8/22/2008	AM	2	1	1	1		1	2	1	1	9	17.9		2	12	\$60.62	163
8/22/2008	PM	2	1			2	2	6	2	1	14	23.5		4	51	\$79.02	156
8/23/2008	AM	2	1		1		2	2	2	1	10			4	149		174
8/24/2008	AM	2				2		5	1		9	19.8		3	96	\$65.40	194
8/25/2008	AM	2		8		1	1	2	2		14	20.7		12	35	\$68.20	167
8/25/2008	PM	2					3	4	1		8			1	21		167
8/26/2008	AM	2		1	3		1	2	1	1	11	21.8		5	28	\$71.45	147
8/26/2008	PM	2	1				1	3	3	1	9			1	15		166
8/27/2008	AM	2			3		3	1	1	1	11	19.4		5	28	\$63.51	177
8/27/2008	PM	2	1	3			3	3		1	11	25.4		1	9	\$83.46	158
8/28/2008	AM	2	1	2	2		1	4	1	2	14			4	22		147
8/28/2008	PM	2		1		1	1	3	1	1	9	26.9		2	23	\$94.07	166

8/29/2008	AM	2	1	3	3	3	2	1	2					1	16	12	5	18	\$42.05	149
8/29/2008	PM	2	1	1			2	4	1					1	10		1	9		129
8/30/2008	PM	2	1	1			2	3	3	1					12	23	3	68	\$80.41	220
8/31/2008	PM	2	2	2	1	1	3	1		3	1				14	24.3	3	10	\$84.95	269
9/1/2008	AM	2	1		2		4	1		6					14	7.9	2	3	\$27.89	224
9/2/2008	AM	2			1	2	2	1		3					9	37.9	1	1	\$131.45	142
9/2/2008	PM	2		2		2	2	2							8					193
9/3/2008	AM	2	1	1	3	1		3		1					10	20.3	4	15	\$70.24	151
9/3/2008	PM	2			1			2							3		1	4		144
9/4/2008	AM	2	1	2	1	2	3	3	3	4					19	19.9	5	29	\$68.49	138
9/4/2008	PM	2	1	2	1		2	2	1	1	1				11	11.3	5	72	\$38.64	125
9/5/2008	AM	2				1	1	1	2	5					10	13	4	16	\$45.52	144
9/5/2008	PM	2	3	1						1					5	11.1	1	6	\$37.71	150
9/8/2008	AM	2			1	1		2		2					9	20.1	3	6	\$68.45	148
9/8/2008	PM	2	1	3	2				1	1	3				11	16.9	4	22	\$57.30	172
9/9/2008	AM	2		2					1	1	1				5	17.1	2	33	\$61.73	162
9/9/2008	PM	2	1				2	2		1					6		1	185		95
9/10/2008	AM	2	1	1	3	2		1		1					9	20.5	4	60	\$73.95	140
9/10/2008	PM	2	1			1	1	4	1	1					9		1	15		134
9/11/2008	AM	2		2		1		2	1	1					7	17.4	4	92	\$62.93	137
9/11/2008	PM	2	5				1	3			1				10	17.6			\$65.41	143
9/12/2008	AM	2	2	5			4		1	1			1		14		6	9		155
9/12/2008	PM	2	2	1		2	4	2	1	2					14	21.7	3	7	\$80.29	144
9/15/2008	AM	2	1	2	2	1	1	2	1	2		2			15		7	21		149
9/15/2008	PM	2	2		2	1	2	4	1				1		12	22.3	3	10	\$85.07	125
9/16/2008	AM	2	1		1	2		1		2	1				8	12.5	3	67	\$47.58	121
9/16/2008	PM	2	1	3	2	1	1	1	3	1		1			14	12	4	26	\$45.66	137
9/17/2008	AM	2			1				1	1	1				4		1	3		146
9/17/2008	PM	2	1	1	1		1	2	3	1					10	22.8	4	30	\$85.73	157
9/18/2008	AM	2			1				1		3				6	13.7	4	66	\$51.50	152
9/18/2008	PM	2	1	1			2	2			1				7					129
9/19/2008	AM	2	1	3			1			1					6	22.2	2	37	\$83.68	138
9/19/2008	PM	2	1		1		2	3							7	15	2	3	\$56.67	167
9/20/2008	PM	2	1			3	3	3	2	5		1			18		3	10		227
9/21/2008	PM	2	1	1	2	1	3	1		1	1				11	36.3	3	4	\$132.49	245
9/22/2008	AM	2		1	3	1			2	2					9		7	76		142
9/22/2008	PM	2	4	2	2			4							12	23	2	2	\$84.46	158
9/23/2008	AM	2			4					2					6	14.2	6	29	\$52.59	187
9/23/2008	PM	2	2	1	1		1		1						6		2	14		170
9/24/2008	AM	2			3			1		3		1			9	23.2	7	15	\$84.42	158
9/24/2008	PM	2	1			2		1	1	3					8		2	91		119
9/25/2008	AM	2		1						1	1	1			4	23.9	2	22	\$84.20	146
9/26/2008	AM	2	1		2		2			1					7	14.5	4	11	\$52.35	166
9/26/2008	PM	2	1	2		1	1	2							7	13.1	1	11	\$47.47	127
9/28/2008	AM	2	1		1										5		3	12		106
9/29/2008	AM	2			1	2	1	3	2	2					13	16.9	7	37	\$60.49	156
9/29/2008	PM	2	1	2	1	2	1	3	1	1					12	19.8	2	5	\$71.61	161
9/30/2008	AM	2				1		2	2	1					8		5	53		122
9/30/2008	PM	2	1	1				2							4	19.5	1	23	\$68.65	137

10/1/2008	AM	2	1	1					1		3		1	19		86
10/1/2008	PM	2	1		1	1	3	1	1		8	20.1	1	10	\$70.56	131
10/2/2008	AM	2		1			1				2		2	13		137
10/3/2008	AM	2						2	3		5	14.5	3	18	\$50.95	108
10/6/2008	AM	2		2			1	3		2	8		5	75		144
10/7/2008	AM	2			1		1	1		1	4	17.2	1	9	\$57.00	135
10/8/2008	AM	2						2			2		1	2		80
10/9/2008	AM	2			3		2		1		6	17.1	2	36	\$54.78	163
10/10/2008	AM	2		1	1				1		3		2	3		155
10/11/2008	AM	2	2	1	2		1	2	2	3	14	22.8	12	154	\$68.44	156
10/13/2008	AM	2		3	3		2	1		1	15	25.4	9	23	\$76.20	173
10/14/2008	AM	2							1		1					101
10/14/2008	PM	2	2	2			2				6	16	1	2	\$46.45	122
10/15/2008	AM	2		1		1		1	1		4		3	104		115
10/15/2008	PM	2	2		1	3		2	2		10	20.4	3	24	\$58.77	185
10/16/2008	AM	2	2	1	1			1	3	1	9	14.2	6	200	\$41.01	111
10/16/2008	PM	2		1			1		2		4	12.8	2	138	\$36.82	87
10/17/2008	AM	2	1					1	1		3		2	165		101
10/17/2008	PM	2			1				4	1	6	16.3	2	110	\$45.74	97
10/19/2008	AM	2							1	1	3	15.8	1	1	\$44.41	228
10/20/2008	AM	2			1	2	6	1	1		11		4	35		183
10/21/2008	AM	2	2	1						2	5	19.5	1	1	\$53.83	159
10/21/2008	PM	2	1				1	1			3	16	1	50	\$42.92	140
10/22/2008	AM	2		3					1	3	7	12	5	17	\$32.27	153
10/22/2008	PM	2			2	1	2	1	1	1	7	10.8	2	51	\$29.13	135
10/23/2008	AM	2		1	1	1		1	1	1	6		5	171		138
10/23/2008	PM	2	1	2		2	1	2		1	9	24.7	3	52	\$69.19	149
10/24/2008	AM	2			1	1	1		2		5		3	5		171
10/24/2008	PM	2	3		1		4		2	1	11	19.8	1	194	\$51.00	138
10/25/2008	PM	2	1		2	4	2				9	20.4	1	9	\$52.32	235
10/26/2008	PM	2	2	1			4	1	2	1	11	24.2	1	5	\$60.00	293
10/27/2008	AM	2	1	1	3		1	3	2	3	16		8	85		155
10/27/2008	PM	2	2	1		2	2	2	1	2	12	21.3	4	93	\$52.49	140
10/28/2008	AM	2	2				1	1	3		7	15	4	28	\$36.11	152
10/28/2008	PM	2	1	1		1	1	1	1	1	7					137
10/29/2008	AM	2		1			1	1	1	1	4	18.3	4	64	\$41.72	129
10/29/2008	PM	2		2	1		1	1	1	2	8	20.3	4	15	\$46.19	172
10/29/2008	AM	2			1				1	1	3		2	6		176
10/30/2008	AM	2			1				1	1	3		2	6		176
10/30/2008	PM	2		2		1	2	1			6	24.9			\$54.92	183
10/31/2008	AM	2		1		4	1	1	2	1	10	15.1	4	29	\$33.09	181
10/31/2008	PM	2	2		1		3	3			9		1	1		148
11/3/2008	PM	2	4			1	1	1	1		8	20			\$42.04	127
11/4/2008	PM	2	2	1		1	2		2		8	20.5	1	33	\$42.69	117
11/5/2008	PM	2			1	1	3	2	2		9	15.7	5	75	\$31.42	120
11/6/2008	PM	2	2				1	1			4		1	12		162
11/7/2008	PM	2	1			2	5	1	1		10	19.7	2	111	\$38.72	133
11/10/2008	PM	2	2	1	1			2	1	2	9	11.4	1	1	\$22.50	147
11/12/2008	PM	2	1		1		3	2	1		8	13.5			\$24.40	166

11/13/2008	AM	2					1	1			1		3			2	5		128
11/13/2008	PM	2	1	1									5	17.3	3	16	\$32.16	119	
11/14/2008	AM	2	1			1	1	1	5				9	8.8	5	152	\$15.86	135	
11/14/2008	PM	2	1			1		3	3				10	15.2	1	34	\$27.21	131	
11/17/2008	AM	2		2			1		1			1	7	13.4	5	32	\$23.50	164	
11/17/2008	PM	2	1	2	1	1	1				2	1	9	10.4	2	4	\$18.33	190	
11/18/2008	AM	2			3		1		1			1	2	7		5	49	108	
11/18/2008	PM	2				1	1	2					4	22.5	2	22	\$38.14	166	
11/19/2008	AM	2				1	1	1			1		5	14.1	2	3	\$36.00	107	
11/19/2008	PM	2		1		1	1	1	1				7	19.4	1	11	\$32.20	136	
11/20/2008	AM	2					1		1				5		4	148		107	
11/20/2008	PM	2				2	1	2				3	9	21.8	3	49	\$34.98	181	
11/21/2008	AM	2			1		1	1	1			1	5		2	34		132	
11/21/2008	PM	2	1	1		1	2	4					9	24.4	1	17	\$36.60	147	
11/24/2008	AM	2	2	2	2	1	5	4	2		3	1	22		4	39		156	
11/25/2008	AM	2	1		3				1				5	18.6	4	15	\$27.79	133	
11/26/2008	AM	2		1				2				1	5	16.8	4	12	\$24.98	142	
11/26/2008	PM	2			1	1	2	1	2				7		2	35		139	
11/28/2008	AM	2	1		3		3	1	1		1	1	13	17.4	6	68	\$26.00	139	
11/29/2008	PM	2	1	1		3	3	2			3		13	23.3	2	36	\$37.38	244	
12/1/2008	AM	2				1	1		5			2	9	14	5	136	\$22.50	95	
12/1/2008	PM	2	1				1	3	1		2		8		2	10		120	
12/2/2008	AM	2			1			1	1			1	5	19.3	5	13	\$30.19	119	
12/2/2008	PM	2						1					2		2	14		154	
12/3/2008	AM	2	1		1	1	1	1	1				6	10.2	2	36	\$15.30	130	
12/3/2008	PM	2				1	1	2			1	1	6	19.2	4	116	\$28.87	194	
12/4/2008	AM	2					1	1	1			1	3		1	1		138	
12/4/2008	PM	2		1			1	1	2		1		6		2	50		138	
12/5/2008	AM	2	3	1	2			1	3		1		12	11.9	5	46	\$20.00	131	
12/5/2008	PM	2		1				1					2	24.3			\$36.43	126	
12/6/2008	AM	2	3		3	1	2	1			3		13		5	74		196	
12/8/2008	AM	2			1		3	1	2		1	1	9	21	5	77	\$34.68	133	
12/8/2008	PM	2	2				1	3					6	16			\$22.88	166	
12/9/2008	AM	2					2	1	2		2		7	16.7	5	69	\$24.70	161	
12/9/2008	PM	2	2					2	1		1		6		3	90		134	
12/10/2008	AM	2			1		1	3			2		7	14.9	6	17	\$21.45	154	
12/10/2008	PM	2	2			1		2	1				6		2	24		139	
12/11/2008	AM	2						1			1		3	13.3	3	10	\$18.62	144	
12/11/2008	PM	2				1	1	1	4		1		8		3	52		139	
12/12/2008	AM	2					1				2	1	4	15.7	2	22	\$25.23	141	
12/12/2008	PM	2		1				1	2		1		5		2	32		134	
12/13/2008	AM	2			1	2			3				6	19.7	3	92	\$31.58	169	
12/14/2008	AM	2											0					22	
12/15/2008	AM	2	1		3			1	5		2	1	14	19.4	9	115	\$30.00	122	
12/15/2008	PM	2	2	1	1		2	3			2		11	19.1	4	76	\$29.40	133	
12/16/2008	AM	2			1				2				3		2	75		116	
12/16/2008	PM	2					1	4			3	1	9	16.4	3	76	\$25.27	96	
12/17/2008	AM	2			1						1	1	3	18.3	3	5	\$18.33	137	
12/18/2008	AM	2					1	2		1		1	5		4	69		120	

12/18/2008	PM	2				1	1	2			1										5		2	18		162				
12/19/2008	AM	2						1	1					1							3		1	56		152				
12/19/2008	PM	2	1	1				1	1					1							5	20	1	1	\$28.09	174				
12/20/2008	PM	2	1		1		2	1		1			2							10	20.1	2	8	\$27.80	263					
12/21/2008	PM	2	1	1			1	4	4		2		1							17	22.1	3	39	\$30.95	237					
12/22/2008	AM	2		1				5	3		1									2	12		4	19		171				
12/22/2008	PM	2	4					5	2	1	2									14	22.2	2	4	\$30.21	155					
12/23/2008	AM	2	1	1	2			1	1	1	2		1		1					10	10.6	6	74	\$15.37	125					
12/23/2008	PM	2	2	1				1	1											5	16.7			\$23.45	158					
12/24/2008	AM	2	2		2			1		1				2	2					10	11.4	5	19	\$16.00	156					
12/24/2008	PM	2	1					1		2										4	12.4	2	29	\$16.16	157					
12/26/2008	AM	2		1	2					2	3									8		5	150		148					
12/27/2008	AM	2	1	1	1		1	1	1	1			1							12	23.9	7	137	\$32.72	190					
12/28/2008	AM	2	1					1	1				1	3						7	20.8	5	25	\$28.60	239					
12/29/2008	AM	2			1															2		1	2		60					
12/29/2008	PM	2	2	1				2	2	1				1						9	16.1			\$19.88	159					
12/30/2008	AM	2			1				1		1				2					5	11.2	4	5	\$15.10	133					
12/30/2008	PM	2						2	2	1										5					182					
12/31/2008	AM	2			2					1										3	15.5	3	29	\$20.22	149					
12/31/2008	PM	2						1	1	1					4					7	20.6	4	28	\$25.36	155					
Total Zone 2			310	239	484	6	311	607	716	439	0	592	0	59	122	29	15	31	0	78	17	43	4098	5898.2	1614	18926	\$18,271.13	74743	11.7	39.4%

I-64 MOTORIST ASSIST DATA FOR 2009

DATE	AM/PM	ZONE	AC 1	AC 2	AC 3	AC 4	AC 5	AC 6	AC 7	AC 8	AC 9	AC 10	AC 11	AC 12	AC 13	AC 14	AC 15	AC 16	AC 17	AC 18	AC 19	AC 20	TOTAL	Fuel Gallons	Operator Total Lane	Operator Lane MINUTES	Fuel Price	Operator Total MILES
1/2/2009	AM	2							1														5	11.3	2	9	\$14.76	150
1/5/2009	AM	2			1																		1	11.7	4	11	\$18.31	169
1/5/2009	PM	2		1	1			3		1													6	17.8	1	2	\$28.00	144
1/6/2009	PM	2					2	1	2														5	19.9	3	37	\$30.35	186
1/7/2009	AM	2	1					1		1		1											8	15.1	1	2	\$22.57	149
1/7/2009	PM	2						2	1	1													9	20.8	3	6	\$35.48	131
1/8/2009	AM	2	1									1		2									2	9.1	2	3	\$15.48	101
1/8/2009	PM	2	1						4	1													6		3	14		95
1/9/2009	AM	2		1										1	2								1	17.7	2	15	\$30.12	111
1/9/2009	PM	2					1					2											3		1	35		166
1/12/2009	AM	2	2		3			1		2					1			1					8		2	19		125
1/12/2009	PM	2	1						1														2	20.8	3	56	\$31.00	130
1/13/2009	AM	2	2	2				1		2				2									7	18.2	3	65	\$31.00	198
1/13/2009	PM	2	1					4	2	1		1											3		3	8		132
1/14/2009	AM	2							1			2											3	16.4	2	18	\$27.91	107
1/14/2009	PM	2		1				1	1	2	1												6	9.1	3	22	\$15.48	106
1/15/2009	PM	2	3	1				1	4			1											3	21.5	2	3	\$36.60	109
1/16/2009	AM	2	1				1	3						1									5	17.6			\$29.94	133
1/16/2009	PM	2			1			3	3	1													8	17.4	1	2	\$28.87	160
1/18/2009	AM	2			1			1	1			1			1	2							8		2	19		137
1/19/2009	AM	2			1				1			1											3		2	21		122
1/20/2009	AM	2			1					1													2	14.7	1	3	\$25.00	111

1/21/2009	AM	2		1				1				1	1			2		5	56		140															
1/21/2009	PM	2				1	1		3						5		4	29		68																
1/22/2009	AM	2			1	2	1	2				1	1		6	19.4	4	57	\$33.00	105																
1/22/2009	PM	2	1			1	1	1	3						7	19			\$31.98	122																
1/23/2009	AM	2		1		1		1	1	1	2				4	13.8	2	5	\$23.20	151																
1/23/2009	PM	2							2					1	10	19.8	4	24	\$33.27	148																
1/24/2009	AM	2	3	2	3	3	5	3			2	2			19		2	16		131																
1/26/2009	PM	2		2			1								6		1	21		140																
1/27/2009	AM	2		2		3		4		1				1	10	13.3	4	17	\$22.48	130																
1/27/2009	PM	2	1	2		3	1	3		1				1	4	20.7	3	9	\$34.80	114																
1/28/2009	AM	2		1		1	1	7							10		1	33		130																
1/28/2009	PM	2													0	19.7	3	36	\$33.09	136																
1/29/2009	PM	2		1		1		3	1	1					7	11.3	2	39	\$19.00	166																
1/30/2009	AM	2	1			1	1		1	1					4		1	60		128																
1/30/2009	PM	2	1			1	1	1	2						6	20	4	39	\$33.70	207																
2/2/2009	AM	2	1	1		1		1							4	21.1	4	96	\$36.00	191																
2/3/2009	AM	2	1	1		1	1	2			1				7	18.5	2	85	\$31.21	210																
2/3/2009	PM	2			1	4	4	1							10	18.4	3	15	\$31.00	224																
2/4/2009	AM	2		1	3		1	1							6		2	5		162																
2/4/2009	PM	2	1			1	3								5	18.3	5	47	\$30.77	122																
2/5/2009	AM	2				1		2	1						9		5	109		171																
2/5/2009	PM	2		2		3			1						6	18.6	3	37	\$30.83	128																
2/6/2009	AM	2	1								1				1	13.8	4	136	\$23.00	123																
2/7/2009	AM	2				1		1	2						4	16.1	2	7	\$29.05	137																
2/9/2009	AM	2					1	2	1	1					3	22	2	17	\$39.73	153																
2/10/2009	AM	2		1			3	2							6	12			\$21.73	86																
2/11/2009	AM	2		1			1	1	1						3	9.6	1	2	\$17.40	109																
2/12/2009	AM	2		2			2				1				4	19.7			\$33.20	106																
2/13/2009	AM	2		1		1	1	1	1						4					135																
2/14/2009	PM	2	1	3		2	2	3							11	17.2	2	11	\$30.94	159																
2/15/2009	PM	2													0		2	17		147																
Total Zone 2			24	18	26	0	11	54	48	54	0	36	1	9	15	9	0	1	0	2	0	4	287	621.4	123	1395	1040.25	7351	Average Lane Minutes	Percentage Lane						
																																		2007 - 2009	11.0	41.3%

I-64 MOTORIST ASSIST DATA FOR 2007

DATE	AM/PM	ZONE	AC 1	AC 2	AC 3	AC 4	AC 5	AC 6	AC 7	AC 8	AC 9	AC 10	AC 11	AC 12	AC 13	AC 14	AC 15	AC 16	AC 17	AC 18	AC 19	AC 20	TOTAL	Fuel Gallons	Operator Total Lane	Operator Lane MINUTES	Fuel Price	Operator Total MILES
11/1/2007	AM	3	1		1			2				1											8	8.9	4	36	\$ 24.01	72
11/2/2007	AM	3		1				1	3			1											6	12.7	2	9	\$ 36.57	105
11/2/2007	PM	3			2			1	2	1		1			1					1			9	22	6	46	\$ 64.00	161
11/5/2007	AM	3			2			1	1			2											6		2	5		111
11/5/2007	PM	3			1		1					1								1			4	20.8	3	19	\$ 60.00	179
11/6/2007	AM	3						1				2											3					49
11/6/2007	PM	3		1	3			1		2		1			2					2			12	18.6	7	80	\$ 54.00	112
11/7/2007	AM	3						1				1									2		2		0	0		32
11/7/2007	PM	3	1	1	1			2		3													8		3	69		105
11/8/2007	AM	3						9				2											11	23.2	0	0	\$ 65.55	119
11/8/2007	PM	3	1						1	4													6		2	32		116
11/9/2007	AM	3						3	1	1		2											7	18.7	2	25	\$ 53.84	110
11/9/2007	PM	3	1	1	1			1	1	2					1					1			9		4	116		143
11/13/2007	AM	3	2					2	1			2		1									8	21.6	1	5	\$ 62.86	103
11/13/2007	PM	3	1					2	3			1											7	12.7	1	10	\$ 38.00	144
11/14/2007	AM	3			2			1	1														4		3	7		133
11/14/2007	AM	3		1	2							1											4	12.8	2	4	\$ 38.43	163
11/14/2007	PM	3		1	1		1	1				1			2								7	19.9	1	1	\$ 59.00	147
11/15/2007	PM	3	1					2	1	2					1					1			8	14.1	2	27	\$ 42.00	148
11/16/2007	AM	3			2			1	2	1		2											8	9.2	4	17	\$ 27.56	84
11/16/2007	PM	3		2	3			1	1			2											9		3	64		159
11/19/2007	AM	3						1				2											3					96
11/19/2007	PM	3			2			5	1			1								2			11	16.9	5	31	\$ 48.00	119
11/20/2007	AM	3										2											2		1	12		71
11/20/2007	PM	3			1		1	1	1														4	17.6	1	35	\$ 51.00	114
11/21/2007	AM	3						2	1			1											4	9	2	4	\$ 26.26	110
11/21/2007	PM	3							2	3		1											6		3	49		145
11/23/2007	PM	3								2					1								3	16.2	2	83	\$ 47.00	134
11/26/2007	PM	3							1	3					1								5	20.4	4	64	\$ 59.00	117
11/27/2007	AM	3																					0	17.9	0	0	\$ 50.00	135
11/27/2007	PM	3			2	2			1	1											1		6	21.3	3	6	\$ 62.00	164
11/28/2007	AM	3					1	1	1	1		3								1			8	10.5	1	66	\$ 31.62	80
11/28/2007	PM	3			1				1	2		1											5		4	43		105
11/29/2007	AM	3		1					3														4	19.3	1	3	\$ 57.94	88
11/29/2007	PM	3						3	1														4					147
11/30/2007	AM	3			1			2	2	1													6	22	3	16	\$ 65.16	126
11/30/2007	PM	3		1				5	6	4													16	13.8	5	64	\$ 40.00	117
12/3/2007	AM	3			2				1			1											4	10	2	5	\$ 29.17	112
12/3/2007	PM	3						2	1	2		1		1									7		3	131		100
12/4/2007	PM	3		1				1	1	3		1											7	19.6	1	14	\$ 55.00	144
12/5/2007	PM	3		1	1				3														5	21.1	1	1	\$ 59.00	119
12/6/2007	AM	3		1	3				1	1		3											9	12.7	4	20	\$ 35.63	107
12/6/2007	PM	3		3	1				2			2											8	20.1	2	6	\$ 56.01	189
12/7/2007	AM	3	1							1		1											3					116
12/7/2007	PM	3	1	2	1			1	1	2		2		1									11	20.1	2	55	\$ 56.01	125
12/8/2007	AM	3										1											1					64
12/8/2007	PM	3	3		1			2		1				1						2			10		4	137		143
12/9/2007	PM	3	1	1				1	3	5		3		4									18	21.1	8	91	\$ 58.00	258
12/10/2007	AM	3	1					1		3							1						6	18.4	2	31	\$ 51.43	36
12/10/2007	PM	3								2		1											3		2	25		98
12/11/2007	AM	3			1							1											2	16.5	1	6	\$ 44.72	87

12/11/2007	PM	3		1				2	2								5		4	33		118												
12/12/2007	AM	3		1				1	3		2		1				8	16.2	2	4	\$ 44.66	87												
12/12/2007	PM	3		2				1		2							5		2	39		134												
12/13/2007	AM	3		1				1		1							4		1	1		63												
12/13/2007	PM	3						1		1				1		1	4	20.8	3	26	\$ 56.00	110												
12/14/2007	PM	3						3	2	2		1			1		9	16.9	4	86	\$ 49.00	112												
12/17/2007	AM	3		1				3		2		1				1	8		3	152		117												
12/17/2007	PM	3		1				3		1		1					6	16.9	3	46	\$ 49.00	140												
12/18/2007	AM	3						1		1		4					5		3	49		80												
12/18/2007	PM	3						2	5	1					4		12	21.1	4	96	\$ 59.00	79												
12/19/2007	AM	3						1		1		1					3					89												
12/19/2007	PM	3								1		2			1		4		3	47		124												
12/20/2007	AM	3								1		2					3	23.1			\$ 64.55	76												
12/20/2007	PM	3			1			1	1	1		1		1	6		12	16.4	2	6	\$ 44.00	148												
12/21/2007	AM	3			2		1		1			1					5		4	9		79												
12/21/2007	PM	3		1	1			1	2	4		1					10		3	5		133												
12/26/2007	PM	3						1	3	1		1			1		7	21.1	4	18	\$57.00	122												
12/27/2007	AM	3						1		2		1					4		3	38		103												
12/28/2007	AM	3										2					2	16.4			\$47.82	70												
12/31/2007	AM	3										1					1	8.8	1	6	\$25.67	106												
Total Zone 3			16	26	44	0	5	78	69	83	0	76	0	10	22	0	1	0	0	12	0	2	444	737.4	168	2231	\$2,105.47	8151	Average Lane Minutes	Percentage Lane				
																																	13.3	37.8%

I-64 MOTORIST ASSIST DATA FOR 2008

DATE	AM/PM	ZONE	AC 1	AC 2	AC 3	AC 4	AC 5	AC 6	AC 7	AC 8	AC 9	AC 10	AC 11	AC 12	AC 13	AC 14	AC 15	AC 16	AC 17	AC 18	AC 19	AC 20	TOTAL	Fuel Gallons	Operator Total Lane	Operator Lane MINUTES	Fuel Price	Operator Total MILES
1/2/2008	AM	3																					8	11.2			\$32.13	130
1/3/2008	AM	3						3	1	2		1											7	15.7	3	17	\$44.67	152
1/4/2008	AM	3							2			1											3	18	3	13	\$53.00	126
1/5/2008	AM	3		1	1			2	1	2					1		1						9	13.1	3	104	\$38.87	156
1/7/2008	AM	3			2		1	1	2														6	9.6	3	5	\$28.87	112
1/8/2008	AM	3						2	1			1										1	5	17	2	70	\$49.32	78
1/9/2008	AM	3	1						1		1	1									1		4	23.3	3	32	\$67.74	111
1/10/2008	AM	3						2				1											3	21.5			\$62.37	106
1/11/2008	AM	3						1	2	2													5	18.6	3	31	\$54.20	89
1/14/2008	AM	3		1				1	1														3	13.9	1	4	\$38.97	108
1/15/2008	AM	3		1	1				1	3		1											7	25.8	4	18	\$72.27	105
1/16/2008	AM	3			1				1			2											4	11.8	1	1	\$33.55	121
1/17/2008	AM	3			1					2		3											6	7.9	3	13	\$21.81	90
1/18/2008	AM	3	1		1				1	3		2											8	11.2	5	63	\$31.57	95
1/19/2008	AM	3	2		2			1		1		2											8	25.1	6	34	\$70.50	155
1/21/2008	AM	3	3		1																		5		1	3		106
1/22/2008	AM	3										2											2	20.7			\$55.56	128
1/23/2008	AM	3							1	1		2											4		1	35		105
1/24/2008	AM	3		1					2	1													4	15	3	16	\$40.63	100
1/25/2008	AM	3			1				2	1													5		3	59		125
1/26/2008	AM	3		2	2					1													5		4	21		147
1/28/2008	AM	3	1		1			1	1	1		2											7	25.4	1	16	\$70.42	121
1/29/2008	AM	3										1											2	10.9			\$30.18	115
1/30/2008	AM	3			1			1	4	2		1		1	1								11		5	57		100
1/31/2008	AM	3						1	1	3													5	11.6	2	23	\$32.51	105
1/2/2008	PM	3					2	1	2	1				1							1		8	19.2	2	8	\$55.00	247
1/3/2008	PM	3							2														2	9.4	1	4	\$27.31	80
1/4/2008	PM	3						3		3		4											10	17	3	39	\$51.00	153
1/6/2008	PM	3	1		1			4	1	3					1						2		13	17.2	3	17	\$51.00	196

1/7/2008	PM	3	2	1		1	2		1			7		1	3		114
1/8/2008	PM	3		1		1	1	4		1	1	9		4	50		137
1/9/2008	PM	3	1			1		2				4		1	23		159
1/10/2008	PM	3				1	1	2	1			5		2	27		111
1/14/2008	PM	3				1	2	1	1			5		2	106		149
1/15/2008	PM	3	1		2		3	4				10	12.8	2	5	\$36.00	152
1/17/2008	PM	3	1	1	1	1		1			1	6		1	1		144
1/18/2008	PM	3				2	1	2				5		2	28		150
1/22/2008	PM	3				2						2	38.7			\$105.50	158
1/23/2008	PM	3		1		1		2	1	1		6	17.4	3	27		141
1/24/2008	PM	3	1			3	5		1			10	12.9	3	26	\$36.00	134
1/25/2008	PM	3						1				1	12.6	1	21	\$35.00	93
1/28/2008	PM	3	1			1			1	1		4	7.2	2	47	\$20.00	110
1/29/2008	PM	3	2		1			1	1	2		9	12	5	64	\$33.01	116
1/30/2008	PM	3		1	1							2	18.3	1	1	\$51.00	124
1/31/2008	PM	3	2			2	2	8	1		1	16		9	91		118
2/1/2008	AM	3	2			3	1	2	1			9	17.4	4	108	\$48.41	67
2/4/2008	AM	3					1	1	7			9	9.6	1	3	\$25.93	140
2/8/2008	AM	3	1		1	1			1			4	12	2	6	\$33.98	116
2/11/2008	AM	3				2	1		1			4	13.3			\$37.14	120
2/12/2008	AM	3						2	1			3		2	110		118
2/13/2008	AM	3	1			1		1				3	11			\$32.08	88
2/14/2008	AM	3				1	1		2			4		2	30		92
2/15/2008	AM	3	1		2	1		1	4		1	10		5	23		98
2/18/2008	AM	3		1		1			1			3	12.2	1	4	\$34.17	129
2/20/2008	AM	3				1	1		1			3	8			\$22.74	93
2/21/2008	AM	3		1		1	8	4	1			15	15.9	10	119	\$47.71	69
2/22/2008	AM	3				2	2	4	2			10		8	172		91
2/25/2008	AM	3		1		1	1		2			5		2	162		84
2/26/2008	AM	3		1		2		1				4		2	54		94
2/27/2008	AM	3		2								2	14.6	2	2	\$42.84	130
2/28/2008	AM	3		3		1	1		1			6	10.3	2	11	\$29.91	137
2/29/2008	AM	3		1					3			4	15	1	3	\$43.51	104
2/1/2008	PM	3		1		2	1	1				5	11.8	2	24	\$33.00	141
2/2/2008	PM	3				3		1	1	2		7	15.1	1	9	\$41.00	195
2/3/2008	PM	3				1		1		1		3	14	1	27	\$38.00	153
2/4/2008	PM	3				1	3	1			1	6	10.7	1	34	\$29.00	125
2/5/2008	PM	3		1				2	1	1	1	1	13.6	3	233	\$38.00	114
2/6/2008	PM	3		1								1					69
2/7/2008	PM	3				3	1	1	2			7	16	1	88	\$45.00	126
2/8/2008	PM	3		1			1					2	10.4	1	1	\$29.00	136
2/11/2008	PM	3				2		3	1			6	12.9	3	30	\$35.00	135
2/13/2008	PM	3	1					1				2	10.7	1	38	\$31.00	127
2/14/2008	PM	3		1		2	1	1	1		1	7	19.3	2	15	\$56.00	139
2/15/2008	PM	3	1			1		2				4	17.2	2	53	\$49.00	121
2/16/2008	PM	3	1		2	1			1	1	1	7	17.3	4	20	\$49.00	198
2/17/2008	PM	3	1					1			1	3	15.1	1	16	\$43.00	195
2/18/2008	PM	3	2	2		1	2	1			2	10	17.9	1	12	\$50.00	147
2/19/2008	PM	3	2	1			3	1			1	8	12.9			\$36.01	126
2/20/2008	PM	3				1	3	1				5		3	48		96
2/21/2008	PM	3	1			3		3	2			9	10	3	105	\$30.00	139
2/22/2008	PM	3				2		1				3	18	1	39	\$54.01	117
2/25/2008	PM	3		1		3	3					7	18.5	2	4	\$55.00	119
2/26/2008	PM	3				3		2	2			7	18.9	2	26	\$55.00	122

2/27/2008	PM	3		1			1	2						4	11			\$32.00	140	
2/28/2008	PM	3				1	1	1						3					65	
2/29/2008	PM	3	1					3	3		1			8		4	118		142	
3/2/2008	AM	3				3	1				1			5	13.9	1	7	\$40.06	148	
3/3/2008	AM	3				1		2						4	17.8	1	19	\$51.39	74	
3/3/2008	PM	3	1				1	2						4	13.1			\$38.00	150	
3/4/2008	AM	3						5	1					5	11		10	177	70	
3/4/2008	PM	3					5	1	2					9	17	15.8	10	87	\$46.00	151
3/5/2008	AM	3			1		1	2	1				2	8		4	58		86	
3/5/2008	PM	3	1	2			1	3	1					8	21.8	6	76	\$63.00	163	
3/6/2008	AM	3			1			3						4		3	105		76	
3/6/2008	PM	3	1	2			2	2						8	18.4	4	197	\$53.00	118	
3/7/2008	AM	3												1		1	240		58	
3/7/2008	PM	3	2	1	2		1		1	2			2	11	18.3	5	41	\$55.00	141	
3/10/2008	AM	3			1			1	1					5	13	1	2	\$39.13	103	
3/10/2008	PM	3	2				1						1	4	12.4			\$37.00	160	
3/11/2008	AM	3					1	2						4		2	6		110	
3/11/2008	PM	3						3					1	5		1	26		70	
3/12/2008	PM	3		1			1	4	3					9	19.3	3	12	\$60.00	81	
3/13/2008	AM	3							1			2		5	17.7	3	10	\$54.58	100	
3/13/2008	PM	3	1	1	1		1	2						6		1	60		127	
3/14/2008	AM	3	1	1				2	1					6	17.5	4	115	\$54.07	68	
3/14/2008	PM	3	1			1		3	1					6	14.8	1	42	\$46.00	139	
3/17/2008	AM	3						1	1					3		1	7		103	
3/17/2008	PM	3	1		1			1						3	18.5	2	11	\$57.00	169	
3/18/2008	AM	3			3		1	2	1	1			1	9	11	4	38	\$33.91	110	
3/18/2008	PM	3			1		1	1	1	1			1	8	12.7	2	4	\$39.08	133	
3/19/2008	AM	3			1				1		3		1	6	10.8	2	23	\$33.53	126	
3/19/2008	PM	3	3				1		1				1	7		2	16		126	
3/20/2008	AM	3			2			1						5	21.2	2	2	\$65.17	119	
3/20/2008	PM	3	1	1			1		5	5				13		5	74		141	
3/21/2008	AM	3						2	2					4	18.4	2	69	\$56.61	105	
3/21/2008	PM	3		1				1						3	12	1	7	\$37.00	220	
3/22/2008	AM	3			1			1					1	5		3	18		150	
3/23/2008	PM	3		1			3	1						6		1	36		201	
3/24/2008	AM	3	1					1						5			2		105	
3/24/2008	PM	3	1	1			1		4	2				10	19.3	4	16	\$58.00	102	
3/25/2008	AM	3			3				1					4		3	198		79	
3/25/2008	PM	3		2			1	1	1		3		2	10	18.7	4	116	\$60.00	102	
3/26/2008	AM	3		1			1	1	1				1	6		1	1		77	
3/26/2008	PM	3		1			1	2	4	1			1	10		1	6		109	
3/27/2008	AM	3					1	2	3	1		2		9	9.8	2	12	\$31.57	120	
3/27/2008	PM	3	4		1			1	1				1	9		2	25		117	
3/28/2008	PM	3							2	1				3	33.5			\$107.00	138	
3/29/2008	PM	3	1	1			1	2	1	1		3		10		2	34		164	
3/30/2008	PM	3					5	2	2			1		10	21.5	3	35	\$68.00	222	
3/31/2008	PM	3		2	1			3	2					8	18.7	3	61	\$62.37	117	
4/1/2008	PM	3		1	1			2						4		3	11		147	
4/2/2008	PM	3	1		1				1			1		5		3	23		109	
4/3/2008	PM	3							5			1		6		4	127		87	
4/4/2008	PM	3		2			1	1	3			1		8	19	4	45	\$63.00	148	
4/7/2008	AM	3		1				2						4		2	16		130	
4/7/2008	PM	3	1				3	2					1	8	19.2	4	47	\$63.00	155	
4/8/2008	AM	3						1					1	3		1	52		48	

4/8/2008	PM	3	1	2	1		1	2	1		1			9	24.4	3	9	\$80.01	126
4/9/2008	AM	3		1				4						5					42
4/9/2008	PM	3	3	1		1	2	1			2			10	20.1	3	28	\$66.00	139
4/10/2008	AM	3	1		1		1	1			1			5		1	4		109
4/10/2008	PM	3	2		1	1	2	6	1			1		14		2	85		65
4/11/2008	AM	3			3		2	1	2	1				9	24.1	4	32	\$82.15	88
4/11/2008	PM	3	3	1	1		4		3	2				14		4	30		135
4/12/2008	PM	3		2	1	3	3	3				3	2	17	17.6	3	35	\$60.00	158
4/13/2008	PM	3				1	2	4	2	3		1		13	22.3	4	111	\$76.01	152
4/14/2008	AM	3									1			1	13.6			\$46.34	63
4/14/2008	PM	3	1		1	1		2	2	1			2	10		2	11		140
4/15/2008	PM	3		1		1		3	1	1				7	23.9	3	27	\$81.00	153
4/17/2008	AM	3					1	1	1		3			5	13.3			\$46.76	71
4/18/2008	PM	3		2			1	1	1					5		1	24		155
4/21/2008	AM	3			1		1	5	1	2		1		11	22	2	6	\$79.37	99
4/21/2008	PM	3	2		1			4	4					11		3	77		129
4/22/2008	AM	3		1			2	3		2				8	25			\$88.06	118
4/22/2008	PM	3	5	2	1		1	4		3				16		2	11		137
4/23/2008	AM	3	1				1	3	1	2				8	22.7	1	1	\$79.22	93
4/23/2008	PM	3	2					4	1					7		2	66		113
4/24/2008	AM	3		1				1	2	2				6	20.5	2	18	\$73.85	105
4/24/2008	PM	3	2	4			3	1	2					12		3	57		163
4/25/2008	PM	3	1	1	1			5	1	1	1	1	1	12	17.5	3	64	\$63.03	151
4/28/2008	AM	3		2	1			5	2	1		1		12	4	4	17	\$14.36	131
4/28/2008	PM	3	1	2				3	1					7	18.5	1	2	\$78.00	166
4/29/2008	AM	3					1	2		1				4					69
4/29/2008	PM	3	3	1		1	4	2		1				12	22	3	9	\$80.00	141
4/30/2008	AM	3	1				2	2	1	2				8	17	2	47	\$62.37	82
4/30/2008	PM	3	2			2	3	4	2					13	22	2	32	\$79.00	143
5/1/2008	AM	3			1					2				3		1	1		81
5/1/2008	PM	3	1	3	1	1	4	2	1	1			1	15	23.7	2	27	\$85.00	
5/2/2008	AM	3			1		1		2	1	2			7		4	78		85
5/2/2008	PM	3		1		2	2	5	2					12	19.8	1	4	\$70.00	134
5/5/2008	PM	3		1			1		2					4					110
5/6/2008	AM	3		1				1	2					4	11.8	3	110	\$43.95	66
5/6/2008	PM	3		1	3	1	2	2						9	20.3	4	25	\$75.00	167
5/7/2008	PM	3	1	2			2	2	2					7	17	3	11	\$63.01	128
5/8/2008	PM	3	2	1	1	1	2	2	3	1		1	1	15		6	132		162
5/9/2008	PM	3	1			2			1				1	5	20.5	1	45	\$76.00	154
5/12/2008	AM	3							1	3				4	13.9	1	14	\$53.48	100
5/12/2008	PM	3				1	2		1					4		1	10		150
5/13/2008	AM	3	1	1				3	2				1	8	18.1	2	41	\$66.93	98
5/13/2008	PM	3		1				1		1		1		4	16	1	8	\$59.00	158
5/14/2008	AM	3							1	1				2					71
5/14/2008	PM	3	1	1		1	1	1	2					7	12.4	1	106	\$45.00	78
5/15/2008	AM	3						1		3		2		6	11	2	121	\$41.07	49
5/15/2008	PM	3		1	1	1	2	2	1	2				10		1	31		111
5/16/2008	PM	3	3		1	2		3	4			1		14	22.9	4	55	\$85.00	157
5/19/2008	AM	3			1			1		1				3		1	1		100
5/19/2008	PM	3	2			2	2	4	1					11	20.4	1	15	\$75.00	145
5/20/2008	AM	3		1	2			1	1	1				6		2	2		85
5/20/2008	PM	3	1		1			4		1				7	16.9	2	5	\$62.00	88
5/21/2008	AM	3					2		1					3		1	30		84
5/21/2008	PM	3				1	2							3		2	8		81

5/22/2008	PM	3	2			2	3						7	19.5	2	7	\$74.00	175
5/23/2008	PM	3				1	1						2					31
5/24/2008	PM	3	2	2		2	2	7	1	1			18	20.2	5	40	\$76.00	201
5/27/2008	PM	3	2			1	1	3	1			1	11		2	24		137
5/28/2008	PM	3		1		1	1	2	3	2			10	18.4	5	26	\$69.00	155
5/29/2008	PM	3	4	1	1		2	3	2				13		2	19		90
5/30/2008	PM	3	1	2			2	2	3	2	2		14	20.5	5	87	\$80.00	142
6/2/2008	AM	3				1	2			1	1		5	16.4			\$64.06	100
6/2/2008	PM	3	1			1	1	3					6		2	52		100
6/3/2008	AM	3											1					8
6/3/2008	PM	3					2	1					3	15.5	2	12		77
6/4/2008	PM	3	1				1	1		1			4	7.7	1	52	\$30.00	58
6/6/2008	AM	3				2	1	1	1	1			7		2	87		84
6/6/2008	PM	3	1	1		1	1	1		1			7		2	187		180
6/7/2008	PM	3	2	1			2	1	1				8	19.7	2	6	\$75.00	117
6/8/2008	PM	3	1				5	4	3	2	1	2	21	21.8	7	64	\$85.00	222
6/9/2008	AM	3				1		2		1			4	18.3	1	4	\$71.41	120
6/9/2008	PM	3	2	1			1	4	2			1	11	16.9	4	17	\$66.00	98
6/10/2008	AM	3	1				1	1	1	2			6		2	48		80
6/10/2008	PM	3		1	1		1	1	2				7	24.2	4	120	\$94.00	85
6/11/2008	AM	3		2			3	2	1	3		1	12		3	7		105
6/11/2008	PM	3	1	1	1		1	1	1	1			7		2	57		140
6/12/2008	AM	3	1				1	2	2	1			7		1	1		114
6/12/2008	PM	3	2	1	1		1	3	1	1			10		5	37		82
6/13/2008	AM	3	1	1			1	3				1	7	17.5	3	70	\$67.82	93
6/13/2008	PM	3				1	2	3	2	1			9	20.6	2	127	\$80.00	112
6/16/2008	AM	3	2	1			1	2					6		2	65		70
6/16/2008	PM	3	3	2			2	4	2	1			14	20.4	3	16	\$79.01	121
6/17/2008	AM	3	1			1		2	1	1			6		1	68		85
6/17/2008	PM	3		1			1	3	2			1	8	21.7	1	3	\$84.00	157
6/18/2008	AM	3		1				3	1	3			8	17.25			\$67.29	125
6/19/2008	PM	3	2	3	1	1		5		2			14		3	63		140
6/20/2008	AM	3						3	2	2			7	40.8	2	80	\$163.00	98
6/20/2008	PM	3	1				2	1	4				8	18	3	65	\$72.00	118
6/23/2008	AM	3	1				2			1		1	5					78
6/23/2008	PM	3		1	1		1	1	2				6	19.5	2	45	\$77.01	136
6/24/2008	AM	3	1					1					2					62
6/24/2008	PM	3		1		1	4	3	5				15	18.7	4	198	\$74.00	154
6/25/2008	AM	3					1	1		5	1		8		3	90		102
6/25/2008	PM	3	2	1		1		3	2	2		1	12	19.3	3	37	\$76.00	135
6/26/2008	PM	3	2	1			2	2	2				9		2	24		142
6/27/2008	AM	3	1	1				1		1			4	20	1	2	\$78.39	76
6/27/2008	PM	3		1	1			2	2	2	1		9		6	87		142
6/30/2008	PM	3											0	19.5			\$ 78.00	14
7/1/2008	PM	3		2			4	2	2	1		1	12		4	81		159
7/2/2008	PM	3	2	1		1	3	6		1	1		15	20.2	6	87	\$80.00	120
7/3/2008	PM	3	1	1	2		3	3					10		3	6		147
7/4/2008	PM	3	2			1	9			2			14	39.9	1	6	\$158.00	267
7/7/2008	AM	3					1	3		2			6	12			\$48.27	150
7/7/2008	PM	3	5	1	1	1		4	4				16		4	26		160
7/8/2008	AM	3	1	1			1	3	1	1			8	21.1	2	6	\$82.51	94
7/8/2008	PM	3					1		2	1			4	18.2	3	233	\$71.00	79
7/9/2008	AM	3					1	1		2			4					92
7/9/2008	PM	3	3				1	4					8		3	56		113

7/10/2008	AM	3					2					2			6	22			\$85.65	80
7/10/2008	PM	3		2			1	2	2					1	9		4	34		127
7/11/2008	AM	3	3					2	1						6	23.2	2	63	\$90.39	86
7/11/2008	PM	3	2		1		1	1	3	3		1	3		15		5	87		128
7/12/2008	PM	3	4	1			1	3	6	3		1	1		21	17	8	120	\$68.00	215
7/13/2008	PM	3	2	3			1	2	2	1			1		13	22.3	3	12	\$89.00	219
7/14/2008	AM	3			5				1						8	20.6	5	12	\$82.96	96
7/14/2008	PM	3	2	2				2	4	2				1	13		2	10		158
7/15/2008	AM	3	1		1										5		2	21		75
7/15/2008	PM	3							2					2	5		2	388		141
7/16/2008	PM	3	1						1					1	3	3.8	1	5	\$15.13	103
7/17/2008	AM	3			1										5	21.4	1	4	\$84.66	73
7/17/2008	PM	3	1	1			1	1	2	2					8					160
7/18/2008	AM	3	1						1	2					6	21.8	3	78	\$85.00	81
7/18/2008	PM	3	2		2			2	3	2			1		12		5	54		163
7/21/2008	AM	3													2	21.5	1	349	\$84.05	32
7/22/2008	AM	3					2	1	1						6	13	1	44	\$51.09	66
7/23/2008	AM	3			1			1		2					7		2	33		85
7/24/2008	AM	3	1				1	1							3	18.5			\$70.21	105
7/25/2008	AM	3													0					
7/28/2008	AM	3							3						5	9.9	2	25	\$37.52	108
7/29/2008	AM	3					1	1	1				1		5	18.9	1	44	\$70.36	185
7/29/2008	PM	3	1		1			1	5	3					11	21	5	85	\$78.00	168
7/30/2008	AM	3					1	2	1						5	13.5	1	22	\$50.30	87
7/30/2008	PM	3							2						2		1	60		100
7/31/2008	AM	3			1										3		1			55
7/31/2008	PM	3			1		1		2	1					7	20.9	4	101	\$77.00	140
8/1/2008	AM	3			1			2	1	1					6	13.5	3	33	\$49.40	117
8/1/2008	PM	3	4	1			1	1	3				1		11					124
8/2/2008	AM	3	1						3	1					7	13.8	4	73	\$50.21	147
8/2/2008	PM	3						3	2				1		8	22.1	3	49	\$80.25	156
8/3/2008	AM	3			3				1	1					6	6.9	5	37	\$25.28	140
8/3/2008	PM	3	1				1	2	1	1					7	21.1			\$77.00	243
8/4/2008	AM	3	1	1	2				1					2	8	14	2	11	\$50.99	103
8/4/2008	PM	3	2	2			1	3	1	1			1		12	21.6	3	25	\$78.00	149
8/5/2008	AM	3			1				2						4	8.5	1	1	\$32.41	45
8/5/2008	PM	3	3	1	2		1	2	4	1			1		15		3	11		159
8/6/2008	PM	3					2	3	3	2					12	19.8	3	66	\$70.71	94
8/7/2008	AM	3								3			1		4	7.2	1	27	\$26.01	47
8/7/2008	PM	3	1	1	2			3	5	1			1		16	17.7	4	13	\$63.00	158
8/8/2008	AM	3	1												4	3.7	1	12	\$12.91	66
8/8/2008	PM	3	4	2				2	4				1		14	20.5	3	8	\$73.00	162
8/10/2008	PM	3	4	1			1		3			1			12	19.1	6	64	\$67.00	200
8/11/2008	AM	3	1						2	1					4		3	12		40
8/11/2008	PM	3	1							1				3	5	18.5	1	3	\$65.00	161
8/12/2008	AM	3	1		1	1		3	1					1	10	7.5	3	108	\$26.36	85
8/12/2008	PM	3		1	2				4	4					11	19.1	4	52	\$67.00	134
8/13/2008	AM	3		1	2				1	3					7	9.4	3	86	\$33.07	63
8/13/2008	PM	3	3	1					4	1	2				12		7	124		146
8/14/2008	AM	3		1	1		1			3					8	22.3	3	11	\$79.37	96
8/14/2008	PM	3	1	1	2		1	1	1	1			1		11		3	60		151
8/15/2008	AM	3								1	1				3	17.4	1	28	\$59.75	53
8/15/2008	PM	3				1		5	1	2					9		3	51		108
8/18/2008	AM	3	1												2	8	1	12	\$27.51	91

8/18/2008	PM	3		2	1		4					7	9.5	4	105	\$32.71	155
8/19/2008	AM	3	1			1	2	1				5	19.4	1	17	\$66.15	35
8/19/2008	PM	3	3				2	2	1			8		1	22		123
8/20/2008	AM	3										5	11.9			\$40.60	44
8/20/2008	PM	3	1	1			4	2	2	2		12	17	6	93	\$58.00	130
8/21/2008	AM	3					1		1	1		3	9.9	1	14	\$33.90	40
8/21/2008	PM	3	1			4			4			11		5	24		159
8/22/2008	AM	3		1	1			1	2			5	21	3	121	\$71.11	65
8/22/2008	PM	3		2		2	4	2	2	1		11		1	69		98
8/25/2008	PM	3		3	1		6	1		2		13	18.4	1	8	\$61.74	126
8/26/2008	AM	3			1		1	1			1	4	8.3	2	4	\$27.33	92
8/26/2008	PM	3			1			1	3			5	8.7	4	204	\$28.66	96
8/27/2008	AM	3		1				1		1		3	7.8	1	5	\$25.89	45
8/28/2008	AM	3				1				1		2	8.2			\$28.75	61
8/29/2008	AM	3	1					2		2		5	9.6	1	4	\$33.67	60
9/2/2008	PM	3	1	1			1	3	5	2		10	9.5	5	74	\$33.29	95
9/3/2008	PM	3	2	1	1	2	4	1	2	2		12		2	30		142
9/4/2008	PM	3				1	2		2	2		6	12	1	123	\$42.00	88
9/5/2008	PM	3	1	1		1	2	1	1	1	1	10	12.8			\$43.60	154
9/8/2008	AM	3								2		5	5.7			\$19.25	69
9/8/2008	PM	3	2	1		2	1	2	1			9	11.4	1	31	\$38.69	136
9/9/2008	AM	3						1	3			4	9.5	1	48	\$34.25	81
9/9/2008	PM	3	1			1		1	3		2	8	11.4	2	45	\$41.10	152
9/10/2008	PM	3	3			1	1	1	2			8	20.9	2	64	\$75.26	107
9/11/2008	AM	3	1					1	3			5	8	2	11	\$28.79	71
9/11/2008	PM	3		1			1	1	2	2		5	9	1	25	\$33.56	95
9/12/2008	AM	3			1			2	1	2		6		2	37		106
9/12/2008	PM	3		1	3	2	2	2	1	1		13	22.6	3	48	\$83.86	145
9/14/2008	PM	3			4	1		6	1	1	2	18	10.6	9	237	\$40.57	109
9/15/2008	AM	3	1	1			1	2	1	1	2	8	9	2	7	\$34.37	98
9/15/2008	PM	3		1		1		5	3		4	15	8.1	3	7	\$30.95	98
9/16/2008	AM	3				1		4		5		10		1	3		95
9/16/2008	PM	3	1	1		2	4		2	1	1	12	13.6	3	53	\$52.00	132
9/17/2008	PM	3	1	1		1	2	1		2		8	18.5	2	10	\$69.51	132
9/18/2008	AM	3						4		1		5	7.9	1	2	\$29.85	73
9/18/2008	PM	3		1		1	2	1	2	1		8	11.8	1	20	\$44.54	139
9/19/2008	AM	3	1				1	2	1	1		5	8.8	1	7	\$32.83	120
9/19/2008	PM	3	2	1		3	1	5	2	3		17	13.3	1	20	\$50.15	115
9/22/2008	AM	3					1	1			1	3	5.7	1	4	\$21.31	72
9/22/2008	PM	3				2	3		2	1		8	12	1	9	\$44.30	151
9/23/2008	AM	3	1									1					60
9/23/2008	PM	3	1	1	1	1		2	2	1	1	11	20.9	4	37	\$76.89	147
9/24/2008	PM	3	1	1			1	3				6	11.6	1	5	\$43.01	121
9/25/2008	AM	3			1		1	1	3			7	6.6	5	96	\$23.89	66
9/25/2008	PM	3		2		2	1	1	2	2		10	13.2	6	140	\$48.35	136
9/26/2008	AM	3						2				2		1	4		64
9/26/2008	PM	3		1		1		4	2	1	1	10	18.6	4	45	\$67.25	128
9/27/2008	AM	3		2			1	1		1		6		4	41		101
9/29/2008	AM	3					1	2				3	16.2			\$58.48	64
9/29/2008	PM	3			3	2		1	2	1		9	12.5	5	134	\$44.39	127
9/30/2008	AM	3							3			3		1	4		78
9/30/2008	PM	3	1			1	2					4	15	1	26	\$53.15	113
10/1/2008	PM	3	1	1		1	1					4		1	2		64
10/2/2008	AM	3		1			2					3	12.8	3	13	\$45.13	75

10/2/2008	PM	3		2			1	1	1		2				7	12.6	3	41	\$44.26	124
10/3/2008	AM	3						2	2						4		2	11		70
10/3/2008	PM	3	1				1	2	1	1			2		8	16.1	1	44	\$56.60	116
10/6/2008	AM	3	3					1	1	1					6	16.8			\$56.71	102
10/6/2008	PM	3		1	3		1	3	2		1				11	21.8	5	24	\$74.25	160
10/7/2008	AM	3							2						3					57
10/7/2008	PM	3							2						2		2	84		64
10/8/2008	AM	3					1			2					3	12.2			\$40.29	96
10/8/2008	PM	3					1	1	2		1		1		7	13.7			\$45.00	93
10/9/2008	AM	3		1	1				2	1	1				6	10.3	3	14	\$33.18	88
10/9/2008	PM	3	1	1	1		2	5		1	1				12	11.9	2	32	\$39.00	120
10/10/2008	AM	3	1												1	5.8			\$18.72	76
10/10/2008	PM	3	2		2		1	1	2	2			1		11	12.4	5	29	\$39.97	153
10/14/2008	PM	3	1	2						1	1		1		7	24	1	2	\$72.26	152
10/15/2008	AM	3							1		3		1		5		1	1		105
10/15/2008	PM	3					2	3	2	1	1		1		10	18.6	3	65	\$54.50	114
10/16/2008	AM	3			1		1	1	2		4				9		3	172		75
10/16/2008	PM	3	1				1	1			1				4	16.6	1	42	\$48.25	98
10/17/2008	AM	3			1				1		2				4		3	182		69
10/17/2008	PM	3					2		1		1				4	17.5	3	116	\$50.25	92
10/20/2008	AM	3			1				1	1			1		4	7.7	3	34	\$21.65	82
10/20/2008	PM	3	1	1	1		1	2			2				8	9.6	2	61	\$26.50	115
10/21/2008	AM	3			2			1	1						4		2	5		79
10/21/2008	PM	3			2			2	1	1	1				7	14.2	5	159	\$39.45	110
10/22/2008	AM	3			1				2	1	2				6		3	7		57
10/22/2008	PM	3		2	1		1	1	1	2	1		1		10	19.8	6	71	\$53.50	141
10/23/2008	PM	3	1		1			1	1	3	2		1		10	9.8	5	24	\$26.00	125
10/24/2008	PM	3	1				2	3	2	1	1				10	10.1	1	5	\$26.25	193
10/27/2008	AM	3					1	1					1		3	12.2			\$30.62	90
10/27/2008	PM	3	3		3				2		1				9	11.8	4	39	\$30.00	149
10/28/2008	AM	3			1					4	1				6		3	74		78
10/28/2008	PM	3	2	1					3	2	1				9	21.3	1	52	\$51.75	134
10/29/2008	AM	3									3				3		2	75		61
10/29/2008	PM	3		2	1		1	1	2		2				9	18.7	4	55	\$42.70	158
10/30/2008	PM	3		1			1	2	2						6	12.1	2	26	\$27.75	136
10/31/2008	AM	3			1		1	1	2	1					6	7.9	3	20	\$17.68	79
10/31/2008	PM	3			1			5	3		2				11	7.4	1	2	\$16.54	89
11/1/2008	AM	3	1		1			3	4	1	2				12		2	14		128
11/3/2008	AM	3	1		1				2	1					5	9.4	2	90	\$20.15	94
11/3/2008	PM	3		2	1		1	1	1		1		1		8	16.3	1	2	\$34.70	136
11/4/2008	PM	3	1	1					1	1	1				5	12.8	1	32	\$27.00	153
11/5/2008	AM	3					1			3			1		5		3	65		102
11/5/2008	PM	3	1	1			1		2	1	2				9	19.6	3	34	\$40.95	114
11/6/2008	AM	3								2	1				3	7.3	3	33	\$14.68	68
11/6/2008	PM	3	1		1		1	1	1		1		1		6	12	3	36	\$24.00	163
11/7/2008	AM	3			1					1	1				3		1	1		51
11/7/2008	PM	3	2					4		2	1				9	16.5	2	21	\$33.05	137
11/8/2008	PM	3		1		1			1	1			1		5	13.9	3	111	\$27.67	151
11/9/2008	PM	3			3		1	1	2	2	1				12	17.6	5	12	\$34.86	224
11/10/2008	AM	3	1												1					27
11/10/2008	PM	3		1	1			3	1		1		1		8	16.5	2	5	\$32.50	165
11/11/2008	PM	3	1	2	1		1	2	1	3	1				12		4	56		195
11/12/2008	PM	3		2	1		1	2	1	2			1		10	11.3	3	37	\$21.50	138
11/13/2008	PM	3	1		2				1		2				6	21.9	2	4	\$41.73	159

11/14/2008	PM	3	1	1	1	1	1	4			9	10	7	110	\$19.00	136
11/17/2008	AM	3		2				5			8		4	66		89
11/17/2008	PM	3			1	1	2	1		2	7	20.9	2	63	\$37.00	114
11/18/2008	AM	3						2		1	4	8.2	4	21	\$14.67	93
11/18/2008	PM	3		2		1	3	2			8	11.2	2	4	\$19.97	150
11/19/2008	AM	3					1	2			3		2	40		76
11/19/2008	PM	3		1		2	3	2		1	10	18	1	13	\$30.60	125
11/20/2008	AM	3		1						1	3		2	4		60
11/20/2008	PM	3				3	4	2			9	15.1	3	56	\$25.70	120
11/21/2008	AM	3	2			2					4	8.8			\$14.63	97
11/21/2008	PM	3		3		3	2	2		1	11		5	79		137
11/23/2008	PM	3	1	1	1	2	4			1	10	19.6	2	10	\$31.48	223
11/24/2008	AM	3						1			1		1	49		42
11/24/2008	PM	3	1					1		2	5	23.4			\$37.02	154
11/25/2008	PM	3		1		1	2			3	7	11.6	4	100	\$18.34	131
11/26/2008	AM	3								1	1					40
11/26/2008	PM	3	1	2		1		1		4	9	21.1	2	35	\$31.70	133
11/28/2008	PM	3	2		1	1	1	2			7	16.6	3	19	\$26.58	156
12/1/2008	AM	3						1			1					39
12/2/2008	AM	3								1	1					4
12/2/2008	PM	3		3		2	1			1	8	14.9	1	2	\$23.86	130
12/3/2008	PM	3		1			4	3		2	1	11.4	7	99	\$17.90	152
12/4/2008	AM	3						3			3	12.8	1	3	\$20.48	103
12/4/2008	PM	3	1	2	1	2	2	1	1	1	11		3	19		144
12/5/2008	AM	3	2					1			3	23.1			\$38.65	77
12/5/2008	PM	3	2	1		1	3				7	14.8	1	46	\$25.10	131
12/8/2008	AM	3		1		1		1			3	10.6	2	124	\$16.46	90
12/8/2008	PM	3	3		1	1		1		3	10		1	10		133
12/9/2008	AM	3					1	2		1	4	16.4	2	71	\$24.71	117
12/9/2008	PM	3			1		1	3		2	7	12.8	4	174	\$19.29	100
12/10/2008	AM	3		1		1	1	1			4		2	21		80
12/10/2008	PM	3	1	1		1	2	1	2	1	9	20.2	4	95	\$29.49	124
12/11/2008	AM	3						1		2	4		2	24		91
12/11/2008	PM	3					5	1			6	20.7	1	11	\$29.00	101
12/12/2008	AM	3					1	2			3		2	20		108
12/12/2008	PM	3		1	1		3	2	2		9	21.4	3	32	\$34.25	149
12/13/2008	AM	3		1			3	1			5	6.8	3	18	\$10.95	50
12/14/2008	PM	3		1		4		2		1	8	15	3	26	\$24.13	193
12/15/2008	AM	3	1		1		4	2	1		9	10.5	3	17	\$16.91	101
12/15/2008	PM	3				2	2	1		3	8	10.7	1	19	\$17.00	137
12/16/2008	AM	3					1	4			5	8.5	4	125	\$13.24	83
12/16/2008	PM	3			1		4				5	10.3	2	57	\$16.06	119
12/17/2008	AM	3						1		1	3		2	54		65
12/17/2008	PM	3		1				3			4	13.5	3	62	\$21.00	84
12/18/2008	AM	3				1		2		1	4	7.3	2	65	\$11.26	89
12/18/2008	PM	3	1		1			1			5		1	1		111
12/22/2008	AM	3						1			1		1	2		57
12/22/2008	PM	3		3				1		3	8	15.9	6	56	\$23.34	136
12/23/2008	AM	3					2				2	5.9			\$8.64	60
12/24/2008	AM	3								1	1	4.3	1	27	\$6.29	59
12/29/2008	AM	3	1		1			1		2	5	8	2	9	\$10.93	86
12/29/2008	PM	3	1	1	1		1	1	3		8	9.7	6	41	\$13.51	139
12/30/2008	AM	3						2	1		3	8.4	1	38	\$11.42	78
12/30/2008	PM	3	1	1		1	3	1		2	9	14.1	1	28	\$19.27	137

12/31/2008	AM	3						2	3	1							6	7.6	1	30	\$10.36	84	Average Lane Minutes	Percentage Lane						
12/31/2008	PM	3	1	1				2	1	1		1					7	12.9	3	29	\$17.50	132								
Total Zone 3			286	180	243	5	153	475	715	513	1	425	0	46	73	8	29	19	0	43	8	19	3241	4820.85	1062	18583	\$14,933.35	52897	17.5	32.8%

I-64 MOTORIST ASSIST DATA FOR 2009

DATE	AM/PM	ZONE	AC 1	AC 2	AC 3	AC 4	AC 5	AC 6	AC 7	AC 8	AC 9	AC 10	AC 11	AC 12	AC 13	AC 14	AC 15	AC 16	AC 17	AC 18	AC 19	AC 20	TOTAL	Fuel Gallons	Operator Total Lane	Operator Lane MINUTES	Fuel Price	Operator Total MILES	
1/2/2009	AM	3						1															1	19	4	87	\$34.20	105	
1/2/2009	PM	3		1	1		1	1		1		1											4	12.9	2	53	\$22.95	158	
1/5/2009	AM	3			1				1	1	1												4		1	14		115	
1/5/2009	PM	3			1			1	2	2		1											7	23.6	3	19	\$42.58	132	
1/6/2009	AM	3					1			2													3		2	50		133	
1/6/2009	PM	3	1	1				2	1	1		2											8	14.1			\$25.26	170	
1/7/2009	AM	3			1			1		1													5		1	4		87	
1/7/2009	PM	3			1			1	4	1		1											8					122	
1/8/2009	AM	3	2						2	1		1											6	20.2	4	66	\$36.38	124	
1/8/2009	PM	3	1		1			1	1	1	1	1											8		3	10		159	
1/9/2009	PM	3						1	1	1	2	2											7	22.4			\$40.25	50	
1/10/2009	PM	3			1			2	3	2	1	2			1								11	18.1			\$32.39	114	
1/11/2009	PM	3	1					2	3					1									6	20.1	3	85	\$33.45	160	
1/12/2009	AM	3		1				1		1													3		3	63		139	
1/12/2009	PM	3		1	2				1			3											7		4	20		137	
1/13/2009	AM	3	1		2																		3	16.6	2	10	\$29.00	130	
1/13/2009	PM	3	1	1	1			1	3	1													8		2	4		138	
1/14/2009	AM	3	1		1			1	1	1		1											7	12.9	3	6	\$23.23	133	
1/14/2009	PM	3		1				2	2	2					1								7	7.5	2	3	\$13.46	77	
1/15/2009	AM	3			2			1	1	2		1											6	16.1	2	26	\$28.89	76	
1/15/2009	PM	3	2					1	1	1	2	1											8	16.6	1	2	\$28.30	151	
1/16/2009	AM	3	1		1			2	3	1													8					128	
1/16/2009	PM	3	2					1	1	1	1	1								1			8	11.8	2	5	\$20.99	165	
1/19/2009	AM	3			2			1	2	1	1	1											7		5	46		104	
1/20/2009	AM	3						1		2													3					174	
1/20/2009	PM	3		1	1			1	2			1											23	24.2	7	36	\$42.65	268	
1/21/2009	AM	3										3											3	20.2	4	16	\$40.50	201	
1/21/2009	PM	3		2					1			1				1							4	15.3	1	28	\$25.72	189	
1/22/2009	AM	3																					0	14.4	2	43	\$24.50	262	
1/22/2009	PM	3			1			2		4	2	1											10		1	6		36	
1/23/2009	AM	3			1			1	1	1		1											4		3	14		158	
1/23/2009	PM	3	2					1	1	1		2											7	11.4	1	1	\$19.49	122	
1/26/2009	AM	3			1			2				1											4	17.7	2	31	\$30.00	131	
1/26/2009	PM	3			1				1	2	1	1											5	20.4	2	21	\$34.40	120	
1/27/2009	AM	3	1						2	2	1	1											6	13.8			\$22.26	136	
1/27/2009	PM	3							1	4	4	4					1						9	9.9	5	35	\$16.72	138	
1/28/2009	AM	3							1	3	1	1											5		1	26		153	
1/28/2009	PM	3																					0	19.9	1	8	\$35.10	211	
1/29/2009	AM	3	1						1	1	1												4		1	8		55	
1/29/2009	PM	3		1	1				1			2											1	9	13.3	7	80	\$22.66	117
1/30/2009	PM	3	1						1	1	2												10	15.8	5	64	\$26.58	151	
1/31/2009	AM	3			2				1	2	2	1											8	9.5	1	29	\$16.96	107	
2/2/2009	AM	3							1	1	1												3	21.8	6	107	\$36.70	131	
2/2/2009	PM	3		1					3	3		1											8		4	58		221	
2/3/2009	PM	3	2					1	1		2					2							6	4.3	5	64	\$7.21	92	
2/4/2009	PM	3	1	1				1	3	2		1											10		9	177		87	

2/5/2009	AM	3		1				1										3		5	159		92												
2/5/2009	PM	3	1	1	2		1		1									9	15.3	8	178	\$26.00	157												
2/6/2009	AM	3	1				1	1										5		1	30		59												
2/6/2009	PM	3	1	1	1				1									1		9	150	\$23.24	118												
2/8/2009	AM	3			1			1	2	2								7	15.7	8	178	\$27.59	99												
2/9/2009	AM	3			1					1								3		4	22		45												
2/9/2009	PM	3								3								3	19.9	2	95	\$33.50	103												
2/10/2009	AM	3			1			1										4																	
2/10/2009	PM	3		1	1		4	1	1									10																	
2/11/2009	AM	3						1	1									2																	
2/11/2009	PM	3	1	1				1	1									4																	
2/12/2009	AM	3						2	1	1								7	19.9	3	117	\$33.30	137												
2/13/2009	AM	3			2													4		1	35		36												
2/13/2009	PM	3	1		1			1	2	2								5	20.4	4	84	\$33.90	110												
Total Zone 3			26	16	37	0	21	51	69	53	1	62	0	1	6	0	2	0	0	0	1	0	2	367	568.6	162	2473	\$990.31	7223	Average Lane Minutes	Percentage Lane				
																																	2007 - 2009	16.7	34.4%

I-64 MOTORIST ASSIST DATA FOR 2007

DATE	AM/PM	ZONE	AC 1	AC 2	AC 3	AC 4	AC 5	AC 6	AC 7	AC 8	AC 9	AC 10	AC 11	AC 12	AC 13	AC 14	AC 15	AC 16	AC 17	AC 18	AC 19	AC 20	TOTAL	Fuel Gallons	Operator Total Lane	Operator Lane MINUTES	Fuel Price	Operator Total MILES
11/1/2007	AM	4			1							1											4	29.4	3	13	\$ 79.00	67
11/2/2007	AM	4			1							2											3	13.1	3	8	\$ 38.23	126
11/2/2007	PM	4			1				1	1													3	18	2	48	\$ 52.00	120
11/5/2007	AM	4			1						1												2	17.5	2	8	\$ 50.17	136
11/5/2007	PM	4			2																		2	13.5	2	3	\$ 39.00	131
11/6/2007	AM	4																					0					124
11/6/2007	PM	4							1	2		1											4	19.4	4	62	\$ 56.00	117
11/7/2007	AM	4			3				1														4		4	9		103
11/7/2007	PM	4		1							1	1											3	15.3	1	39	\$ 44.00	83
11/8/2007	AM	4	1								1												2		2	147		100
11/13/2007	AM	4	1											2									3	15.8	2	46	\$ 44.00	107
11/14/2007	AM	4		1																			1					57
11/15/2007	AM	4			1			1	2	1		2											7	17.2	3	10	\$ 51.01	91
11/19/2007	AM	4	1						1														2	19.5	1	10	\$ 56.00	103
11/19/2007	PM	4			2						2												4		3	44		108
11/20/2007	AM	4								1		1											2	16.6	2	110	\$ 48.00	55
11/20/2007	PM	4		1					1			1											3		1	20		96
11/21/2007	AM	4									1												1	16.9	1	28	\$ 49.00	68
11/21/2007	PM	4			1							1											3		3	66		97
11/23/2007	AM	4		1	3				2						1								7	17.9	3	4	\$ 50.09	164
11/26/2007	AM	4							1			2											3	14.3	2	56	\$ 40.00	130
11/26/2007	PM	4							2	3													5		4	25		120
11/27/2007	PM	4								1													1			0		92
11/28/2007	AM	4		1																			1	19			\$ 56.61	135
11/28/2007	PM	4							1	2		1											4		3	26		109
11/29/2007	AM	4			1					1													2		2	82		173
11/29/2007	PM	4								1													1	26.9	1	78	\$ 78.01	53
11/30/2007	AM	4			2				2							1							5		3	34		127
11/30/2007	PM	4			1					2		1											4	20.8	3	82	\$ 60.02	94
12/1/2007	AM	4	1						3	2		2			1	3							12		6	152		154
12/3/2007	AM	4							2	1													3	22.1	1	14	\$ 62.25	115
12/3/2007	PM	4								1		1			1								3		1	2		110
12/4/2007	AM	4	1				1					1											3	17.1	1	3	\$ 48.00	97
12/4/2007	PM	4							1	1													2		2	21		141
12/5/2007	AM	4		1					1	2	1												5	19.7	3	42	\$ 55.00	104
12/5/2007	PM	4										1											1					67
12/6/2007	AM	4	1		1				3	1													6	15.5	2	5	\$ 42.70	102
12/6/2007	PM	4								3													3		3	40		152
12/7/2007	AM	4			1				1														2	21	1	2	\$ 58.00	89
12/7/2007	PM	4			2					3		1											6		4	39		85
12/8/2007	AM	4		1	1					1													4		2	17		180
12/10/2007	AM	4			2				1	1	4				1								9	39.3	6	92	\$ 107.50	168
12/10/2007	PM	4			1					1													2		1	2		118
12/11/2007	AM	4								1													1	16.6			\$ 45.00	76
12/11/2007	PM	4			1				1	1		1											4		3	49		85
12/12/2007	AM	4			2				1														3	14.8	3	6	\$ 40.03	86
12/12/2007	PM	4			1				1			1											3		2	11		110
12/13/2007	AM	4								2													2	18	1	23	\$ 52.02	91
12/13/2007	PM	4										1											1					96

12/14/2007	AM	4		1			1	1	2						5	16.6	3	11	\$ 48.00	112															
12/14/2007	PM	4					1		1	1					3		1	4		87															
12/15/2007	AM	4				3	3	1			1	1			9	19.6	4	32	\$ 56.00	121															
12/17/2007	AM	4	1	1					1						3		3	14		93															
12/17/2007	PM	4						1	1						2	17.7	1	3	\$ 51.00	98															
12/18/2007	AM	4					1	1							2		2	41		124															
12/18/2007	PM	4						2							2	18.5	2	43	\$ 52.01	95															
12/19/2007	AM	4						1							1		1	22		124															
12/19/2007	PM	4		1				2	1			1			5	19	3	74	\$ 53.00	66															
12/20/2007	AM	4		2				1							3		2	2		98															
12/20/2007	PM	4								1		1			2	15.8	1	50	\$ 44.00	88															
12/21/2007	AM	4	1	1					1						3		3	5		98															
12/21/2007	PM	4		1			1	1							3	17.6	1	1	\$ 49.00	69															
12/26/2007	AM	4		1						1				1	3		2	5		109															
12/26/2007	PM	4						2							2	16.3	2	80	\$44.00	97															
12/27/2007	AM	4		1											1		1	2		103															
12/27/2007	PM	4				1	1								2	16.6			\$48.00	97															
12/28/2007	AM	4		3						1					3		3	6		103															
12/31/2007	AM	4		1											1		1	1		22															
12/31/2007	PM	4								2					2	13.6	1	11	\$39.01	86															
Total Zone 4			6	9	45	0	1	21	26	60	0	29	0	9	6	4	1	0	0	1	0	1	0	1	218	666.5	139	1985	\$1,885.66	7202	Average Lane Minutes	Percentage Lane			
																																		14.3	63.8%

I-64 MOTORIST ASSIST DATA FOR 2008

DATE	AM/PM	ZONE	AC 1	AC 2	AC 3	AC 4	AC 5	AC 6	AC 7	AC 8	AC 9	AC 10	AC 11	AC 12	AC 13	AC 14	AC 15	AC 16	AC 17	AC 18	AC 19	AC 20	TOTAL	Fuel Gallons	Operator Total Lane	Operator Lane MINUTES	Fuel Price	Operator Total MILES
1/2/2008	AM	4		1	2					1													4		4	50		121
1/3/2008	AM	4			2				2	1													5	17.5	5	24	\$50.20	169
1/4/2008	AM	4		1	1			1				1											4	14.5	2	5	\$43.55	138
1/5/2008	AM	4		1	2			1		3		1											8	21.2	5	126	\$63.00	121
1/7/2008	AM	4			2					2													4	18.7	4	39	\$55.30	130
1/8/2008	AM	4			2						1												3		3	70		96
1/9/2008	AM	4			1					2										2			5		3	7		115
1/10/2008	AM	4			3					1													4		4	26		103
1/11/2008	AM	4			1			1															2		1	1		73
1/14/2008	AM	4			1			1		1													3	20	2	24	\$56.15	119
1/15/2008	AM	4	2	1				1	1	2													7	19.4	2	26	\$54.25	99
1/17/2008	AM	4							1														1					115
1/18/2008	AM	4							2	3		2											7		5	159		83
1/22/2008	AM	4			1			1				2											4		3	48		87
1/23/2008	AM	4		1	2				1	1		1											6		6	78		97
1/24/2008	AM	4	1	1																			2		1	16		132
1/25/2008	AM	4						1															1					123
1/28/2008	AM	4	2		1				1	2		1											7		3	88		109
1/29/2008	AM	4								1													1		1	5		149
1/30/2008	AM	4			3					1		1											5		4	43		112
1/31/2008	AM	4			1			1		4													6		5	86		98
1/2/2008	PM	4			1				1					1									3	19.8	3	19	\$56.00	135
1/3/2008	PM	4						1		1													2		1	13		87
1/4/2008	PM	4								3		1											4		3	110		78
1/6/2008	PM	4			1																		1		1	2		88
1/7/2008	PM	4	1																				1					99
1/8/2008	PM	4		1						1		3											5	23.4	4	83	\$68.00	89

1/9/2008	PM	4									2	21.4	1	19	\$62.00	110
1/10/2008	PM	4									2	15.9	4	96	\$46.00	76
1/11/2008	PM	4	1								1		2	79		72
1/14/2008	PM	4	1								2		1	164		91
1/15/2008	PM	4									1		1	63		87
1/16/2008	PM	4									2		2	79	\$51.00	90
1/17/2008	PM	4	1								2		3	50		103
1/18/2008	PM	4	1								1		2	21	\$46.00	96
1/21/2008	PM	4			1	1	4				2		1	65	\$29.92	153
1/22/2008	PM	4			1						1		3	3	\$49.00	123
1/23/2008	PM	4			1						1		2	16	\$59.00	102
1/24/2008	PM	4									1		1		\$54.50	60
1/25/2008	PM	4									1		2		\$49.50	107
1/28/2008	PM	4		1							1		2	20	\$62.67	140
1/29/2008	PM	4	1								1		4	9	\$58.00	122
1/30/2008	PM	4		1							2		3	35	\$56.00	95
1/31/2008	PM	4	1								2		5	49		147
2/1/2008	AM	4									1		8	59	\$60.50	80
2/4/2008	AM	4									4		4			
2/5/2008	AM	4									4		6	79		102
2/6/2008	AM	4	1		1						2		5	6		106
2/7/2008	AM	4	2	1							1		6	84		113
2/8/2008	AM	4									2		6	88		118
2/9/2008	AM	4	3								1		3	2		116
2/11/2008	AM	4	2	1							1		4	9	\$70.25	177
2/13/2008	AM	4				1					1		5	37		106
2/14/2008	AM	4									1		12	2		130
2/15/2008	AM	4	1		1						2		2	2	\$51.55	107
2/16/2008	AM	4		1							4		4	20	\$43.30	102
2/19/2008	AM	4									3		4	91	\$64.90	190
2/20/2008	AM	4									1		2	9		135
2/21/2008	AM	4									1		2	2		126
2/22/2008	AM	4									6		8	186	\$62.30	83
2/25/2008	AM	4	1								1		6	125		120
2/26/2008	AM	4		1	3						2		2	20		111
2/28/2008	AM	4	1		1						1		8	11		148
2/29/2008	AM	4	1		1						1		8	6	\$45.65	120
2/1/2008	PM	4									2		6	24		68
2/4/2008	PM	4									1		3	18	\$39.50	110
2/5/2008	PM	4									2		0		\$48.00	103
2/6/2008	PM	4									1		4	235	\$50.01	84
2/7/2008	PM	4									3		1		\$50.00	97
2/8/2008	PM	4									3		3	184	\$54.00	78
2/11/2008	PM	4									0		0			61
2/12/2008	PM	4									2		2		\$60.01	107
2/13/2008	PM	4									7		2	28	\$67.01	172
2/14/2008	PM	4									2		1	45		95
2/15/2008	PM	4									2		2	28		79
2/21/2008	PM	4	1								5		5	86		94
2/22/2008	PM	4									1		5	28	\$49.00	117
2/25/2008	PM	4									2		6	67	\$61.00	108
2/26/2008	PM	4									1		3	39	\$53.50	86
2/27/2008	PM	4									2		3	15	\$69.00	106
2/27/2008	PM	4									1		2			78

2/28/2008	PM	4					2	1	2			5		4	43		121
2/29/2008	PM	4	1				2	1	1			5	22.7	3	66	\$65.50	142
3/3/2008	AM	4		1			1					2		1	94		142
3/4/2008	AM	4						4				5	9	8	118	\$53	87
3/4/2008	PM	4				2		1				2	5	5	93	\$46.00	110
3/5/2008	AM	4		1			1	1		1		4		3	35		91
3/7/2008	AM	4	1				1	1	1			4		4	48		133
3/11/2008	AM	4		1				1	2			4	21.8	2	15	\$63.60	224
3/12/2008	AM	4					1				1	2	23.4	1	5	\$72.80	81
3/13/2008	AM	4		2					1			3		2	5		99
3/13/2008	PM	4					1	1	1			3	20.3	1	30	\$63.01	125
3/14/2008	AM	4				1	1			1		3		1	31		109
3/14/2008	PM	4							1		1	2	18.1	1	3	\$56.00	117
3/15/2008	AM	4		1	1		5		2	2		11		4	127		166
3/17/2008	AM	4		1	1				1	1		4	15.9	2	13	\$49.05	112
3/17/2008	PM	4	1						1	1		3	21.9	2	55	\$67.40	124
3/18/2008	AM	4		2			1	2			1	6		4	49		123
3/18/2008	PM	4					1	4				5	18.6	2	126	\$57.00	69
3/19/2008	AM	4	1		1		1	3	1		1	8		6	155		118
3/19/2008	PM	4	1				1		2			4	19.6	3	52	\$60.00	101
3/20/2008	AM	4	2	1				2	1			6		4	83		125
3/20/2008	PM	4					2	2	1			5	22.3	3	94	\$68.00	107
3/21/2008	AM	4						4	1		1	6		3	154		93
3/21/2008	PM	4		6			1		1			8	18.9	2	47	\$57.65	97
3/24/2008	AM	4		1			1	2	1			5		3	34		117
3/24/2008	PM	4	1					1				2	20.6	2	56	\$62.00	117
3/25/2008	AM	4									1	1		1	247		135
3/25/2008	PM	4						3	1			4	18.4	3	177	\$59.00	72
3/26/2008	AM	4		1			1	1	1		1	5		3	11		100
3/26/2008	PM	4					1	1	1		1	3	36.1	2	34	\$115.50	128
3/27/2008	AM	4			1							1					71
3/27/2008	PM	4	1				1	1	1			3		2	65		90
3/28/2008	AM	4	1	1	1		1		2	1		7		3	18		109
3/28/2008	PM	4							1			1		1	35		92
3/31/2008	AM	4	1				1	3				5		3	54		121
3/31/2008	PM	4					2	1	1			4	20.9	4	93	\$67.01	111
4/1/2008	AM	4	1	2			1	1	1		1	8		4	25		114
4/1/2008	PM	4							1		1	2	37			\$118.02	115
4/2/2008	PM	4	1	1					1			3	24	1	34	\$77.08	105
4/3/2008	AM	4	1				1	1	3	1		7		2	22		132
4/3/2008	PM	4	1							1		2	18.7			\$62.01	94
4/4/2008	AM	4		1	1			1	2			5		4	42		145
4/5/2008	AM	4	1		1		1	1	1	1	1	7	23.5	4	61	\$77.10	217
4/7/2008	PM	4	2				1		2			5		2	31		105
4/8/2008	AM	4	1		1			1				3	23.7	2	25	\$77.72	105
4/8/2008	PM	4		1						2		3		2	137		80
4/9/2008	AM	4	1	1	2							4	24.5	3	5	\$80.30	156
4/9/2008	PM	4		2				1				3		2	3		101
4/10/2008	AM	4		1					1			2	18.4	1	2	\$62.85	126
4/10/2008	PM	4	1						2			3		3	68		126
4/11/2008	AM	4	2		1						2	5	19.9	5	75	\$67.70	113
4/11/2008	PM	4		1	1			1	3		1	8		6	168		70
4/14/2008	AM	4					1		1			2	18.9	1	7	\$63.90	127

4/14/2008	PM	4																					2							120
4/15/2008	AM	4	1			1	2																5	18.2	4	27		\$61.65		124
4/15/2008	PM	4	2	1																			7		4	113				98
4/16/2008	AM	4				1	1																2	17.7	1	16	\$60.00			129
4/16/2008	PM	4																					2		1	15				119
4/17/2008	AM	4		1		1																	6	18.6	3	30	\$65.20			113
4/17/2008	PM	4	2																				4		1	7				144
4/18/2008	AM	4																					2	22.2	2	25	\$77.60			154
4/18/2008	PM	4																					6		4	89				164
4/21/2008	AM	4																					2	14.5			\$50.75			119
4/21/2008	PM	4					1	1															2		1	45				115
4/22/2008	PM	4	1	1																			7	24.7	5	104	\$85.00			150
4/23/2008	AM	4		1	1	1																	8		6	26				126
4/23/2008	PM	4	1																				3	19.7	1	19	\$68.00			117
4/24/2008	AM	4	1		1																		5		4	42				95
4/24/2008	PM	4			1			1															4	23.8	1	2	\$86.01			135
4/25/2008	AM	4						2	1														3		1	5				114
4/28/2008	AM	4																					1	17.2	1	6	\$62.00			109
4/28/2008	PM	4	2					1															3		1	30				123
4/29/2008	AM	4	1	1	1																		5	16.9	2	13	\$60.95			82
4/29/2008	PM	4																					0							40
4/30/2008	AM	4			1																		4		4	29				120
5/1/2008	AM	4	1	1				1	1														8	21.5	5	25	\$76.50			98
5/2/2008	AM	4					2																4		2	25				77
5/5/2008	AM	4	2						2	1													4		5	180				160
5/5/2008	PM	4			2					2													4	22	3	84	\$78.50			80
5/6/2008	PM	4			1																		2		1	30				94
5/7/2008	AM	4							2														5	15.3	3	14	\$56.85			106
5/7/2008	PM	4			1					1													2		2	95				95
5/8/2008	AM	4	1	2																			4	24.4			\$90.15			161
5/9/2008	AM	4			2																		4		4	59				131
5/9/2008	PM	4		1	1																		3		1	1				102
5/10/2008	AM	4								1	1	1	1										7	23.2	3	14	\$85.95			170
5/12/2008	AM	4			1	1				1	2												5	18.6	3	9	\$68.65			86
5/12/2008	PM	4			1	1																	3		2	15				103
5/13/2008	AM	4	1								2	1											4	17.1	2	72	\$65.00			90
5/13/2008	PM	4									2												2		1	14				111
5/14/2008	AM	4			1							1											4	16.6	2	15	\$61.35			100
5/14/2008	PM	4										2											2		2	57				100
5/15/2008	AM	4																					4	16.8	1	100	\$62.05			75
5/15/2008	PM	4	1									1	2										4		2	61				88
5/16/2008	AM	4			1					1	2	1											6	19	2	39	\$70.10			121
5/16/2008	PM	4			1																		2		1	2				89
5/17/2008	AM	4	2	1	1					1	4	3											13		7	89				166
5/19/2008	AM	4								1	1	1	1										6	27.6	2	22	\$101.05			87
5/19/2008	PM	4									1												3	15.3	1	108	\$56.00			85
5/20/2008	AM	4																					2		2	20				110
5/20/2008	PM	4			1							2	3										6	18.3	5	137	\$67.01			93
5/21/2008	PM	4																					2	16.1	2	82	\$61.01			112
5/22/2008	AM	4	2	1																			4		2	16				104
5/23/2008	AM	4										1											2		2	11				114
5/25/2008	AM	4										1											2		1	2				100
5/27/2008	AM	4			1								1										2	18	1	3	\$68.00			106

5/27/2008	PM	4						1							1	17.8			\$67.00	111
5/28/2008	AM	4			1		1	1							4		3	267		59
5/28/2008	PM	4		1				1	2						4	17.3	3	56	\$65.00	116
5/29/2008	AM	4						1	1						3		1	6		106
5/29/2008	PM	4							1						1		1	18		42
5/30/2008	AM	4					1						1		3		1	3		
5/30/2008	PM	4	2		2				1						5	22.3	3	12	\$87.00	73
6/2/2008	AM	4			2								1		3	19.4	2	3	\$75.50	133
6/2/2008	PM	4							1	1					2	13.7	2	36	\$53.01	97
6/3/2008	AM	4		1			2	1					3		7		2	48		108
6/3/2008	PM	4						2	1						3	15.5	2	12	\$60.01	77
6/4/2008	AM	4		1	2					2					5		3	24		64
6/5/2008	AM	4					1	1							3	18.2			\$70.35	133
6/5/2008	PM	4		1				2							4	14.7	2	37	\$56.00	90
6/6/2008	PM	4						1	2				1		4	18.4	4	175	\$70.00	87
6/9/2008	PM	4		1				1	1						3	13.7	2	26	\$53.50	117
6/10/2008	PM	4	2	1	1			2	1						7	23.4	5	61	\$91.01	120
6/11/2008	PM	4						1	2						3	17	1	38	\$66.01	75
6/13/2008	PM	4	3		1										4		2	18		88
6/16/2008	AM	4	2		1				1			1	1		6	19.8	3	31	\$76.75	114
6/16/2008	PM	4		1					2						3		1	30		116
6/17/2008	AM	4	1						2			1			4		2	53		102
6/17/2008	PM	4					1	1	1						3	23	1	36	\$89.01	120
6/18/2008	AM	4	1		1			1	2	1					6	15.2	4	46	\$61.00	93
6/18/2008	PM	4						2	3			1			6		3	105		98
6/19/2008	AM	4		1				1	1			2			5	18.7	2	47	\$75.00	95
6/19/2008	PM	4							3						3		3	228		86
6/20/2008	AM	4					1		1			1			3	18.4	2	47	\$72.75	121
6/20/2008	PM	4	1	1				1	2						5		5	46		131
6/23/2008	AM	4					1	1	2						4	23.5	2	24	\$93.05	137
6/23/2008	PM	4						3	2				1		6		2	14		116
6/24/2008	AM	4	2						2						4	19.4			\$76.65	105
6/24/2008	PM	4		1					1				1		3		1	9		142
6/25/2008	AM	4	2		1				1				1		5	22.7	4	61	\$88.55	94
6/25/2008	PM	4							1	2			1		4		3	39		113
6/26/2008	AM	4	1				1	1	2			1			6	20.4	2	15		158
6/26/2008	PM	4		1				2							3		2	12		73
6/27/2008	AM	4	1		1		1								3	17.2	2	16	\$67.00	113
6/27/2008	PM	4	3									1	1		5		3	52		131
6/30/2008	AM	4	1		1				1				1		6	19.1	3	12	\$74.85	100
6/30/2008	PM	4							1	2					3		2	84		133
7/1/2008	AM	4		1		1	1	3	1			1		1	10	19.9	6	60	\$79.60	76
7/2/2008	AM	4					3					1			6		1	1		132
7/2/2008	PM	4													0	17.9			\$71.00	71
7/3/2008	AM	4		1				2					2		5		1	6		106
7/3/2008	PM	4			1					1			1		3	18.9	2	107	\$75.00	127
7/7/2008	PM	4							1	1					2		1	28		125
7/8/2008	PM	4	2						1	2					5	21.5	4	185	\$84.00	78
7/9/2008	PM	4	1						1						2		1	27		82
7/14/2008	PM	4	2				2	3							7		1	51		90
7/15/2008	PM	4	1							2					3	23.3	2	455	\$93.00	134
7/16/2008	AM	4	2		3			1		1					7	16	7	23	\$63.00	108
7/16/2008	PM	4	1						1				1		3		2	19		87

7/17/2008	AM	4		2							4		2	5		105
7/17/2008	PM	4	1			2	1				4	23.6			\$93.00	101
7/18/2008	AM	4	2	2	4		1				11	17.6	4	4	\$68.73	124
7/18/2008	PM	4		1				3			4		3	41		107
7/21/2008	AM	4								1	2	21.4	2	365	\$83.55	33
7/21/2008	PM	4		1			1	1	1		4		3	204		97
7/22/2008	AM	4		3		1	1				5	19.6	5	33	\$76.46	113
7/22/2008	PM	4	1	3		1		1	2		8		5	47		160
7/23/2008	AM	4		1							1	22.4	1	1	\$86.01	117
7/23/2008	PM	4						1			2		1	2		94
7/24/2008	AM	4		1	1		1			1	7	16	5	29	\$61.00	98
7/24/2008	PM	4						1		1	2		2	25		74
7/25/2008	AM	4								2			1			
7/25/2008	PM	4									3	12.9	2	337	\$48.93	83
7/28/2008	AM	4		1	1					3	6	13.5			\$50.84	108
7/29/2008	AM	4		1			2	1	2		6		4	106		133
7/29/2008	PM	4						1	2		3	19.1	3	227	\$71.00	59
7/30/2008	AM	4		1		2			1		5	9.4	3	13	\$35.01	128
7/30/2008	PM	4				1		2			3		2	29		134
7/31/2008	AM	4		3					1		4	19.7	4	8	\$73	114
7/31/2008	PM	4						1			2		1	58		111
8/1/2008	AM	4	1	3		2	3		1		10	20.7	4	7	\$76.00	106
8/1/2008	PM	4		2			2				4		2	3		122
8/4/2008	AM	4		2			1		3	1	7	16.2	4	33	\$59.11	122
8/5/2008	AM	4		2	1		2		1		6	9.4	3	4	\$34.17	107
8/5/2008	PM	4	1	1		1	1	2	1		6		5	85		61
8/6/2008	AM	4		1	1	1	1	1			6	17	4	44	\$51.00	72
8/7/2008	AM	4		2		1		2			5	10.8	3	28	\$38.56	107
8/7/2008	PM	4		1				1	2		4		2	13		112
8/8/2008	AM	4		1		1	1				4	18.6	3	25	\$66.00	106
8/8/2008	PM	4		1				1	2		4		3	45		129
8/11/2008	AM	4		2		2	1	2			7	19.4	4	17	\$68.00	128
8/11/2008	PM	4				1		1			2		2	68		116
8/12/2008	AM	4		2		1			2		6	20	4	125	\$70.00	129
8/12/2008	PM	4	2				2	1	1		6		3	78		85
8/13/2008	AM	4		2			1				4	17.9	3	4	\$61.60	119
8/13/2008	PM	4		1					1		2					61
8/14/2008	AM	4		2					1		4	15.4	4	9	\$53.00	87
8/15/2008	AM	4				1		1	2		5	9.7	3	13	\$33.44	145
8/15/2008	PM	4				1					1					36
8/17/2008	AM	4		2			4	1			8	20.2	4	14	\$69.54	194
8/18/2008	AM	4	1	2		2	2				7		3	120		132
8/18/2008	PM	4					1	1	2		4		3	59		93
8/19/2008	AM	4	1	3		1		3	2		12	20.5	12	75	\$70.00	137
8/19/2008	PM	4	3	2				1	2		8	17.3	4	24	\$59.00	93
8/20/2008	AM	4							1		5					41
8/20/2008	PM	4	2			1	1		2		6		2	12		137
8/21/2008	AM	4		2		1			1		5	21.7	4	9	\$73.20	117
8/21/2008	PM	4		1			2	3			6		5	163		97
8/22/2008	AM	4					1	1	1		3	20.6	3	91	\$69.50	105
8/22/2008	PM	4				1	1				2		1	33		107
8/25/2008	AM	4		1		2		2			5	23	3	57	\$76.52	118
8/25/2008	PM	4		1				2			3		3	60		115

8/26/2008	AM	4		1			1					4	19.4	4	38	\$64.01	100
8/26/2008	PM	4	3				2	2				7		3	160		90
8/27/2008	AM	4						1				4	18.7	3	68	\$61.36	102
8/27/2008	PM	4				1		1				2					78
8/28/2008	AM	4				1		3				5	17.8	1	13	\$62.62	101
8/28/2008	PM	4		1				1	2			5		3	50		95
8/29/2008	AM	4		2					2			6	20.1	5	35	\$70.20	112
8/29/2008	PM	4		2					1	2		5		2	22		114
9/1/2008	AM	4		5		1	3		1			11	24.3	8	29	\$85.26	171
9/2/2008	AM	4		3		1	1	1		3		9	11.3	6	37	\$39.50	119
9/3/2008	AM	4	1	2				2		1		6		3	50		140
9/4/2008	AM	4		2			1	1	3			7	25.2	4	27	\$85.82	124
9/4/2008	PM	4	1							1		2		1	7		106
9/5/2008	AM	4		1	2		1	2	2	1		9	19.1	4	21	\$67.11	97
9/5/2008	PM	4	1					2	1	1		5		2	19		100
9/8/2008	AM	4	2		4							6	16.9	1	1	\$57.01	109
9/8/2008	PM	4		1	1			1	2	1		6		3	162		114
9/9/2008	AM	4						1	2			3	19.6	3	57	\$70.79	82
9/9/2008	PM	4	1	1				1		1		4		1	11		131
9/10/2008	AM	4		2					1	1		5	19.7	4	32	\$71.10	110
9/10/2008	PM	4	2						3			5		2	54		109
9/11/2008	AM	4	2		2				1	1		6	17.5	5	60	\$62.50	97
9/11/2008	PM	4								1		1					66
9/12/2008	AM	4		4					1	3		9	14.9	7	34	\$55.42	98
9/12/2008	PM	4	1				1	1				3					122
9/14/2008	PM	4										1	15.5	1	147	\$63.00	68
9/15/2008	AM	4		1		1				3	1	6	8.4	2	41	\$32.00	89
9/15/2008	PM	4	1					2	1			4		3	195		93
9/16/2008	AM	4	1	1				1				4	17.9	2	37	\$68.01	130
9/16/2008	PM	4						1	3			4		2	56		90
9/17/2008	AM	4		1				1		2		4	18.6	2	15	\$70.00	124
9/17/2008	PM	4						2	2	1		5		4	80		90
9/18/2008	PM	4		1				2	2			5	23.5	2	71	\$88.00	103
9/22/2008	PM	4	3				1	1				5	18.2			\$67.00	121
9/23/2008	AM	4		2	1					3		7	18.7	5	18	\$69.00	115
9/23/2008	PM	4				1		3	1			6		1	17		82
9/24/2008	AM	4	1	2		1				1		6	15.4	4	12	\$56.00	106
9/24/2008	PM	4	1					1	1			3		2	74		74
9/25/2008	AM	4		3						2		5	15.2	5	22	\$55.00	99
9/25/2008	PM	4	1	1				2	1	2		7		2	9		131
9/26/2008	AM	4								2	1	3	20.8	1	2	\$75.00	99
9/26/2008	PM	4		1			1		3	1		6		3	68		139
9/27/2008	PM	4	2		1			1	2			6	20.3	3	51	\$73.00	128
9/28/2008	PM	4				3				1		4		1	71		169
9/29/2008	AM	4	1		1			1		2		5	18.8	4	25	\$103.00	225
9/29/2008	PM	4						1	2			3		3	161		100
9/30/2008	AM	4		1	3				1	1		7	21.2	6	55	\$75.00	146
9/30/2008	PM	4		1				3	2			6		2	78		124
10/1/2008	AM	4							3	1	1	5	21.1	4	44	\$74.00	107
10/2/2008	AM	4		2				1	1	2		6	10.3	6	92	\$36.10	92
10/2/2008	PM	4							2			2		1	31		111
10/3/2008	PM	4	1					1	1	1		4		2	43		82
10/6/2008	AM	4		2		2				4		9	21.8	4	9	\$73.39	129

10/6/2008	PM	4						1		1					1		3		1	11		133	
10/7/2008	AM	4	1	2						4										6	25	\$69.00	118
10/8/2008	AM	4						1		1					1					2	10	\$33.99	61
10/8/2008	PM	4	2	1	2	1				1					1					7	28	\$83.00	224
10/9/2008	AM	4		1	1			1		3	1	1								10	40	\$57.82	95
10/9/2008	PM	4		2				2	1	1										5	31		105
10/10/2008	AM	4			3			1		1										5	7	\$59.00	87
10/14/2008	AM	4		1				1	1	1										5	12	\$48.20	96
10/14/2008	PM	4								2										2	75		98
10/15/2008	AM	4			2															2	4	\$54.00	111
10/15/2008	PM	4		2			1	2	2											7	46		116
10/16/2008	AM	4	2	1	1					1	1									7	105	\$44.13	90
10/16/2008	PM	4								1	1									2	147	\$57.31	113
10/17/2008	AM	4			1					4										5	4		89
10/17/2008	PM	4		1				1		1										3	2	\$45.00	55
10/20/2008	AM	4			4					1										8	16	\$29.01	115
10/20/2008	PM	4	1	1						2										5	2		131
10/21/2008	AM	4			1					1										2	1	\$61.01	124
10/21/2008	PM	4								1	1									2	65	\$45.01	114
10/22/2008	AM	4	2	1	3					1										7	54	\$31.28	129
10/22/2008	PM	4								3	1									4	36		108
10/23/2008	AM	4								2	2	1	1							6	37	\$57.00	149
10/23/2008	PM	4						1												1			133
10/24/2008	AM	4	1	1	1					1										4	4	\$49.00	122
10/24/2008	PM	4	1	1						5										8	95		137
10/27/2008	AM	4	1		3					3										8	19	\$60.00	112
10/27/2008	PM	4	1							2										3	2		173
10/28/2008	AM	4				1			1	2	1									5	84	\$47.89	84
10/28/2008	PM	4			2					1	1									4	92		130
10/29/2008	AM	4			1					4										6	71	\$49.00	117
10/29/2008	PM	4	1	1				1	1	1										5	83		148
10/29/2008	AM	4	1	1						2	1	2								7	50	\$51.50	112
10/30/2008	AM	4	1	1						2	1	2								7	50	\$51.50	112
10/31/2008	AM	4			1					1		1								3	2		112
10/31/2008	PM	4																		0		\$29.00	40
11/3/2008	AM	4			2		1	1		1	1									6	3		105
11/3/2008	PM	4																		1	11	\$37.01	126
11/4/2008	AM	4			1					1										2	120		56
11/6/2008	AM	4			1					1	2									4	18	\$34.12	111
11/6/2008	PM	4								1	2									3	62		119
11/7/2008	AM	4			2					1		1								4	2	\$43.50	125
11/7/2008	PM	4								2	1									3	87		105
11/10/2008	AM	4								2	2									6	52	\$37.00	108
11/10/2008	PM	4	1							1										3	61		61
11/12/2008	AM	4			1	2				1	1									6	28		115
11/12/2008	PM	4				1				1										2	17	\$38.01	130
11/13/2008	AM	4			2					1	1									4	17	\$30.00	135
11/14/2008	AM	4								4	2									6	69		112
11/15/2008	AM	4	2		4					2	2	1								12	39	\$46.00	202
11/16/2008	AM	4	1		1					2	2	3								5	33		180
11/17/2008	AM	4			1					2	1	1								6	71	\$34.00	105
11/18/2008	AM	4			2							2								4	84	\$28.00	107
11/19/2008	AM	4								1	1									3	1		81

11/20/2008	AM	4	1	2					1						1	5	18.1	4	32	\$30.60	128											
11/21/2008	AM	4		2			1									3	16.1	3	18	\$26.65	112											
11/24/2008	AM	4	2	1	1	1	1	1	3							9	21.7	4	12	\$32.10	147											
11/25/2008	AM	4		1	2		1	1	1							6	18.5	3	14	\$29.00	138											
11/25/2008	PM	4						1	3	1						5		3	89		113											
11/26/2008	AM	4							2							3	21.3	1	2	\$32.00	127											
11/28/2008	AM	4				1	1				1				1	4		1	2		159											
12/1/2008	AM	4					1			1			1			3	23.2	1	6	\$37.10	134											
12/1/2008	PM	4	1		1				2					1		4		2	41		129											
12/2/2008	AM	4		1			1		1	1	3					6		4	32		125											
12/3/2008	AM	4			2		1	4	3	1				1		12		5	19		135											
12/4/2008	AM	4								2						2	22.5	2	6	\$36.00	130											
12/5/2008	AM	4	1				1		1	1						4					106											
12/5/2008	PM	4							1	1						1	19.6			\$33.00	165											
12/8/2008	AM	4			1				1	2	3					7	14.8	5	19	\$23.00	116											
12/8/2008	PM	4							1							1		1	34		131											
12/9/2008	AM	4			1				3							4		3	28		84											
12/9/2008	PM	4						1	4							5	19.1	4	125	\$28.00	87											
12/10/2008	AM	4	1		1		1	2	1							6	19.3	4	88	\$28.30	116											
12/10/2008	PM	4	3						1							4					109											
12/11/2008	AM	4						2		1						3	16.7	1	29	\$23.50	94											
12/11/2008	PM	4	1					2	1	1						5		2	19		119											
12/12/2008	AM	4			3		1	1	1	1				1		8	20	6	25	\$32.00	125											
12/12/2008	PM	4			1			1	2	1						5		3	41		103											
12/13/2008	AM	4	1		1					1						3		3	7		59											
12/14/2008	AM	4			1					1						3	19.1	2	42	\$30.54	171											
12/15/2008	AM	4	1		3			1	1	1					1	8	12.8	7	22	\$20.50	149											
12/15/2008	PM	4					1		1							2		1	35		130											
12/16/2008	AM	4		1	1				3	3						8	21.1	4	32	\$32.80	96											
12/16/2008	PM	4						1	2				1			4		2	78		56											
12/17/2008	AM	4	1		2					1						4	12.3	3	6	\$19.20	98											
12/17/2008	PM	4							3							3		1	20		62											
12/18/2008	AM	4					1		1	1						3		2	49		114											
12/18/2008	PM	4	1	1					1							3		1	3		60											
12/19/2008	AM	4	2		3			1	1	1						8		5	43		104											
12/19/2008	PM	4						4	2							6	22.2	6	102	\$32.00	131											
12/22/2008	AM	4	1				3	2	2							8		2	61		84											
12/22/2008	PM	4	1					2	4							7	16.9	5	77	\$25.00	120											
12/23/2008	AM	4			1				1							2	10.2	1	1	\$15.00	106											
12/23/2008	PM	4						2	2	1						5		3	126		154											
12/24/2008	AM	4						2	1	1			1			5	20.7	1	36	\$29.00	105											
12/24/2008	PM	4		1						1						2		1	5		73											
12/26/2008	AM	4			1				1							2	19.3	2	141	\$29.00	144											
12/30/2008	AM	4					1		1				1			3	11.2	1	39	\$15.23	95											
12/30/2008	PM	4							1							1		1	23		134											
12/31/2008	AM	4			2			3		1						5	19.1	3	36	\$26.00	87											
12/31/2008	PM	4						1		1						2		2	119		86											
Total Zone 4			178	98	285	3	38	134	297	454	0	326	0	26	18	3	24	2	1	62	5	8	1963	4372.8	1179	21164	\$13,494.98	48917	Average Lane Minutes	Percentage Lane		
																															18.0	60.1%

I-64 MOTORIST ASSIST DATA FOR 2009

DATE	AM/PM	ZONE	AC 1	AC 2	AC 3	AC 4	AC 5	AC 6	AC 7	AC 8	AC 9	AC 10	AC 11	AC 12	AC 13	AC 14	AC 15	AC 16	AC 17	AC 18	AC 19	AC 20	TOTAL	Fuel Gallons	Operator Total Lane	Operator Lane MINUTES	Fuel Price	Operator Total MILES
------	-------	------	------	------	------	------	------	------	------	------	------	-------	-------	-------	-------	-------	-------	-------	-------	-------	-------	-------	-------	--------------	---------------------	-----------------------	------------	----------------------

1/2/2009	AM	4		1		1												2	8	1	28	\$15.26	78									
1/2/2009	PM	4					1	3										4	22.9	4	55	\$43.50	125									
1/3/2009	AM	4	1	2			2	1			3							9	18.4	4	150	\$35.00	188									
1/4/2009	AM	4		2		1					2							5		1	23		145									
1/5/2009	AM	4						1						1				1		2	11		147									
1/5/2009	PM	4					2				1							3		3	78		145									
1/6/2009	AM	4	1					1			2							4		1	17		114									
1/6/2009	PM	4					1	2										3	18.6	1	35	\$35.00	35									
1/7/2009	AM	4				1	1	1								1		6	20.4	2	103	\$38.86	98									
1/8/2009	AM	4		1	1						1						1			4	245		70									
1/8/2009	PM	4		1				2			1							4		2	93		133									
1/9/2009	AM	4				1	1	1										3	14.5	4	37	\$26.99	140									
1/12/2009	AM	4		1				1					2					2		4	102		128									
1/12/2009	PM	4		1														1	23	3	57	\$42.86	163									
1/13/2009	AM	4		2							2							4		3	155		107									
1/13/2009	PM	4						3			1							8		4	56		145									
1/14/2009	AM	4		1				1							1	1		10	22.3	3	8	\$42.00	217									
1/14/2009	PM	4						2	1									3	21.7	1	5	\$40.30	203									
1/15/2009	AM	4		2		2	2											6		1	1		207									
1/15/2009	PM	4		1			1	1						2				6	21.4	4	50	\$39.59	96									
1/16/2009	AM	4				1	1											2		2	31		81									
1/16/2009	PM	4						2										5	21.2	1	18	\$39.00	154									
1/17/2009	PM	4	3					3	2									8	15.1	3	44	\$28.00	271									
1/19/2009	PM	4	2					1	3									6	20.8			\$38.38	146									
1/20/2009	AM	4		1					1									2	12.8	1	31	\$23.87	121									
1/20/2009	PM	4		1		1		1										3		4	113		138									
1/21/2009	AM	4	1	1			1		1									7		4	80		124									
1/21/2009	PM	4					1	1	1									3	23.6	4	93	\$43.65	212									
1/22/2009	AM	4				2												2	17.3			\$31.22	156									
1/22/2009	PM	4				1	1	2	2									6	18.8	2	11	\$34.04	140									
1/23/2009	AM	4					1	1	2									8	17	1	3	\$30.59	152									
1/23/2009	PM	4		1			1	2	1									5	20.1			\$36.25	70									
1/26/2009	AM	4		1			1		1				1					3	17.4	5	46	\$32.26	80									
1/26/2009	PM	4	1					1										2		3	39		117									
1/27/2009	AM	4		1			3	2	1									7	12.1	5	44	\$21.57										
1/27/2009	PM	4					2	4										6	10.6			\$18.77	168									
1/28/2009	AM	4						1	1		1							2	16.8			\$30.23	100									
1/28/2009	PM	4																0	17.7	2	27	\$33.00	133									
1/29/2009	AM	4		1	1			2	1	2								2		1	33		84									
1/29/2009	PM	4	1				1											2		3	59		103									
1/30/2009	AM	4		1						2								3	7.5	2	73	\$13.57	69									
2/2/2009	AM	4	2			1			1				1					4		1	53		107									
2/5/2009	AM	4					1	1										2		1	7		104									
2/6/2009	AM	4	1					1	1	1								3	20.3	1	121	\$36.23	111									
2/9/2009	PM	4		1			1											2	25	1	5	\$44.38	164									
2/10/2009	AM	4		3				1	1									5	8.8	4	48	\$15.83	127									
2/11/2009	AM	4	1						1									2	20.7	4	78	\$37.40	163									
2/11/2009	PM	4																0					102									
2/13/2009	AM	4							1									2		1	1		115									
Total Zone 4			14	4	25	0	0	12	30	44	0	38	0	3	1	3	0	1	0	3	2	0	194	514.8	108	2367	\$947.60	6296	Average Lane Minutes	Percentage Lane		
																														2007 - 2009	17.9	60.0%

I-64 MOTORIST ASSIST DATA FOR 2007

DATE	AM/PM	ZONE	AC 1	AC 2	AC 3	AC 4	AC 5	AC 6	AC 7	AC 8	AC 9	AC 10	AC 11	AC 12	AC 13	AC 14	AC 15	AC 16	AC 17	AC 18	AC 19	AC 20	TOTAL	Fuel Gallons	Operator Total Lane	Operator Lane MINUTES	Fuel Price	Operator Total MILES			
11/1/2007	AM	0																					9	7.2	5	21	\$ 21.00	101			
11/2/2007	AM	0		1	1			1															3		3	9		87			
11/5/2007	AM	0	1		2			1	1								1						6	14.5	2	4	\$ 41.50	49			
11/7/2007	AM	0			1			1												1			3		2	5		99			
11/8/2007	AM	0								2		1											3	19.5	3	416	\$ 55.00	119			
11/9/2007	AM	0						1															1					53			
11/12/2007	AM	0			3					2													5		5	27		124			
11/13/2007	AM	0		1						1													2	19.1	2	10	\$ 54.00	70			
11/14/2007	AM	0								1		1											2		1	60		49			
11/15/2007	AM	0	1		1			1		1													4		3	63		70			
11/16/2007	AM	0								1		1											2		1	16		19			
11/21/2007	AM	0	2					1		1													4	15.7	1	41	\$ 45.00	100			
11/23/2007	AM	0						3															3		0	0		100			
11/26/2007	AM	0	1	1					1	1													4	14.7	1	68	\$ 42.50	94			
11/27/2007	AM	0		1																			1		0	0		32			
11/28/2007	AM	0						1		1		3								1			6		3	35		51			
11/29/2007	AM	0								2													2		2	140		66			
11/30/2007	AM	0														1							1		1	28		50			
12/2/2007	AM	0								1													1		1	37		36			
12/3/2007	AM	0		1					2														3	15.7			\$ 44.01	56			
12/5/2007	AM	0							1														1					166			
12/6/2007	AM	0			1			1	1	3		2											8	19.8	4	85	\$ 55.01	205			
12/8/2007	AM	0							1	1												1	2	16.8	2	74	\$ 46.00	153			
12/9/2007	AM	0	1	1					1	1		1		2									7		5	109		117			
12/10/2007	AM	0								1													1		1	37		56			
12/11/2007	AM	0																	1				1		1	3		48			
12/13/2007	AM	0		1			1	1	1										1		1		5	17.3	2	7	\$ 46.00	70			
12/14/2007	AM	0							1														1					35			
12/17/2007	AM	0									1		1										2		1	97		66			
12/19/2007	AM	0													1								1					57			
12/21/2007	AM	0							1	2		1											4		3	47		57			
12/28/2007	AM	0		1					1	1					1								4		3	35		151			
12/31/2007	AM	0	2	1			1				1		1										6		1	7		65			
Total Zone 0			8	7	15	0	2	12	11	24	0	13	0	4	2	1	1	1	1	0	3	0	1	105	160.3	59	1481	\$450.02	2671	Average Lane Minutes	Percentage Lane
11/1/2007	PM	5			2							2											4	16.4	2	3	\$ 43.76	116			
11/2/2007	PM	5	1					1				1											3		1	0		221			
11/3/2007	PM	5	2		3			2	1	1													9	20.3	4	28	\$ 59.01	201			
11/4/2007	PM	5		1								1											2	20.4	0	0	\$ 58.75	227			
11/5/2007	PM	5	1		2					1													4	17.3	3	202	\$ 50.13	152			
11/6/2007	PM	5	1	1	2		1		1	1													7		4	68		209			
11/7/2007	PM	5			1					1													2		2	48		80			
11/7/2007	AM	5			2				1														3	18.75	2	3	\$ 54.00	145			
11/8/2007	AM	5		1						4													5		4	396		86			
11/9/2007	AM	5						1		3		1											5	19.1	2	85	\$ 55.00	217			
11/10/2007	AM	5					1		1														2	18.8	0	0	\$ 53.00	180			
11/11/2007	AM	5			2			1				1											4	17.5	3	13	\$ 49.00	228			
11/12/2007	AM	5		1	1					5											1		8	22.3	7	72	\$ 64.00	199			
11/13/2007	AM	5						1		1													2		1	27		185			
11/14/2007	AM	5																			1		1	19.4	1	1	\$ 58.00	146			
11/15/2007	PM	5						1															1	19.2			\$ 56.55	158			
11/16/2007	AM	5	1						2			1											4		2	31		128			
11/16/2007	PM	5								1													1		1	28		146			

11/17/2007	PM	5	1	2		2	1	1	1								8	19.8	3	44	\$	63.15	195							
11/18/2007	PM	5						1	1								1	21.8	1	30	\$	63.00	201							
11/19/2007	PM	5	2	1	2			2		1							8	15.4	4	38	\$	44.00	172							
11/23/2007	AM	5		1			2		3								6		4	111			232							
11/24/2007	AM	5	1				2	2	1	1							7	20.7	4	123	\$	60.00	216							
11/25/2007	AM	5				1	1	1	2	2							7	23.1	4	29	\$	67.00	229							
11/26/2007	AM	5							1	1							2		1	51			61							
11/28/2007	AM	5							2								2		2	23			95							
12/1/2007	AM	5		1				5	2								8	22.4	4	52	\$	65.00	174							
12/2/2007	PM	5		1	3			1	2								7	20	3	38	\$	57.00	201							
12/3/2007	PM	5	1		2	1											4		2	4			195							
12/4/2007	PM	5						1	1	1							3	23.4	1	37	\$	68.00	201							
12/5/2007	AM	5	1	1				1	2	1							6	17.9	3	46	\$	50.00	119							
12/5/2007	PM	5						1		1							2						73							
12/6/2007	AM	5	1		3				1	1							6	16.9	4	16	\$	47.00	246							
12/7/2007	AM	5			1												3	19.2	3	15	\$	53.00	175							
12/8/2007	AM	5	1		1			1	1	4			1	1			10	18.8	5	160	\$	51.00	253							
12/9/2007	AM	5	1			1			5	1							8	20	4	64	\$	55.00	191							
12/9/2007	PM	5	1														1						164							
12/10/2007	AM	5															0	12.1			\$	33.51	96							
12/11/2007	AM	5		1			1		1	1							4	17.8	1	17	\$	48.25	117							
12/12/2007	AM	5												1			1	14.9			\$	41.00	169							
12/12/2007	PM	5		1			1			1							3		1	5			167							
12/13/2007	PM	5	1							1	1						3	16.9	2	31	\$	48.86	182							
12/14/2007	PM	5		1						1	1						2	21.6	2	14	\$	62.00	169							
12/15/2007	PM	5	1		1					2							4		1	2			202							
12/16/2007	PM	5					6	3			1						10	18.3	4	76	\$	53.00	196							
12/17/2007	PM	5	1				2	2									5	21.3	1	4	\$	60.50	148							
12/18/2007	PM	5					1	3	1								5	22.2	2	18	\$	62.25	162							
12/19/2007	AM	5					2										2						176							
12/19/2007	PM	5			1		3	1									5	20.7	1	2	\$	57.25	113							
12/20/2007	AM	5		1			1	1									3		1	6			186							
12/21/2007	AM	5	1				1	1	1								4	23.2	2	40	\$	64.00	178							
12/22/2007	AM	5	1		1				1								6	18	4	12	\$	50.00	155							
12/23/2007	AM	5		2		1	2	1			1				1		8	20.8	4	11	\$	58.25	168							
12/24/2007	AM	5	1														1	15.9			\$	43.00	154							
12/26/2007	AM	5			1												1	15.3	1	2	\$	41.20	189							
12/28/2007	PM	5					1	3									4	18.4	1	4	\$	53.01	115							
12/29/2007	PM	5						2									2	21.3	2	43	\$	61.10	193							
12/30/2007	PM	5		1				2									3	20.8			\$	60.20	175							
12/31/2007	PM	5					1	3									4		3	31			169							
Total Zone 5			22	13	36	0	6	43	40	53	0	27	0	0	2	1	0	2	0	0	246	788.35	124	2204	\$2,241.73	9996	Average Lane Minutes	Percentage Lane		
Total Zone 0-5			30	20	51	0	8	55	51	77	0	40	0	4	4	2	1	2	0	5	0	1	351	948.65	183	3685	\$2,691.75	12667	20.1	52.1%

I-64 MOTORIST ASSIST DATA FOR 2008

DATE	AM/PM	ZONE	AC 1	AC 2	AC 3	AC 4	AC 5	AC 6	AC 7	AC 8	AC 9	AC 10	AC 11	AC 12	AC 13	AC 14	AC 15	AC 16	AC 17	AC 18	AC 19	AC 20	TOTAL	Fuel Gallons	Operator Total Lane	Operator Lane MINUTES	Fuel Price	Operator Total MILES
1/4/2008	AM	0								1													1		1	20		35
1/5/2008	AM	0							1	1													2		1	6		85
1/7/2008	AM	0							1														1		1	8		32
1/8/2008	AM	0		1			1			1		1											4		2	53		172
1/9/2008	AM	0	1																				1		1	63		34
1/10/2008	AM	0			1				2	2		1											6		6	80		117

1/11/2008	AM	0	2	1					4		2	188		66
1/31/2008	AM	0	1			2	8	2	13		7	124		84
2/21/2008	AM	0			4	1	4		2	11	7	34		88
2/22/2008	AM	0	1		1		5	1	8		7	101		115
2/26/2008	AM	0					1		1		1	67		52
3/11/2008	AM	0	1	1		1			3	21.7			\$63.50	80
3/14/2008	AM	0		1			1	1	5		2	55		100
3/17/2008	AM	0	3		1	2	1	1	9		2	23		132
3/18/2008	AM	0	1			3	1	3	8		3	66		179
3/19/2008	AM	0				3		2	5	21.5	2	28	\$66.00	82
3/20/2008	AM	0	1	1			3		7		3	13		175
3/21/2008	AM	0		1		1	1	2	5		3	42		86
3/24/2008	AM	0	1	1		2	4		8		1	3		153
3/25/2008	AM	0	1			3	1	1	6		1	228		170
4/3/2008	AM	0				2		2	4		2	47		153
4/4/2008	AM	0	1	1				2	4		1	6		88
4/14/2008	AM	0		1					1	47			\$154.75	35
4/15/2008	AM	0	1		1				3					65
4/28/2008	AM	0					1		2					83
5/6/2008	AM	0		1	1	1	1		5	21.5	3	9	\$74.00	107
5/13/2008	AM	0	1				1	1	3	20.9	1	9	\$77.00	93
5/16/2008	AM	0						2	3		2	50		116
5/19/2008	AM	0						1	1	18.7	1	57	\$68.51	
5/20/2008	AM	0	1	1			2		4		1	3		99
5/21/2008	AM	0			1	1			2					73
5/22/2008	AM	0						1	1		1	136		42
5/23/2008	AM	0	3	1				2	6	20.1	3	55	\$76.01	86
5/25/2008	AM	0						1	3		2	28		80
5/26/2008	AM	0							4		4	96		66
6/9/2008	AM	0	1				1		2		1	5		91
6/12/2008	AM	0				1			2	16.2			\$63.00	45
6/13/2008	AM	0	1			1	1		3		2	54		80
6/19/2008	AM	0		1	1		1		3		2	169		25
6/23/2008	PM	0	2	1		1	1	1	6	21.7	1	26	\$86.00	96
6/24/2008	AM	0	2	1		1	1	1	8		3	147		155
6/30/2008	PM	0	2	1			3	2	9	22.9	4	88	\$89.00	249
7/1/2008	AM	0						1	2		1	15		82
7/2/2008	AM	0		1					2					58
7/3/2008	AM	0				1	1	4	7	27.9	3	86	\$110.75	130
7/7/2008	AM	0					1	2	3		2	44		113
7/8/2008	AM	0	1			1		1	3	19.6	1	18	\$76.50	104
7/9/2008	AM	0	1		2			1	5		2	18		150
7/10/2008	AM	0				1	2	5	17	18.7	8	190	\$72.75	198
7/11/2008	AM	0	4	1	1	2	1	3	15	23	4	33	\$92.02	146
7/14/2008	PM	0	2	1		1	2		8		3	59		82
7/15/2008	AM	0					1	3	4		3	560		88
7/16/2008	AM	0						1	1		1	76		70
7/19/2008	AM	0		1		1	2	1	8	21.8	2	56	\$84.50	171
7/21/2008	AM	0							1		1	291		40
7/22/2008	AM	0	2			2	2	1	8		1	37		59
8/14/2008	AM	0	2			1	4		8	17.6			\$60.85	102
8/18/2008	AM	0					2		4		1	2		111
8/19/2008	AM	0	4	3					7		2	30		111
8/20/2008	AM	0		1					2	25	1	2	\$84.50	28
8/21/2008	AM	0		1		1	1		3		1	6		73
8/22/2008	AM	0			1	5	1		7		1	71		66

8/25/2008	AM	0	2				1	3	1						1		8	19.4	2	27	\$64.15	125										
8/29/2008	AM	0	1			1	3	2	2		1						10		4	26		148										
9/14/2008	AM	0		1			1		1								4		3	110		51										
9/15/2008	AM	0															3	22.7			\$86.25	152										
9/18/2008	AM	0		1	2			1		2							8		4	31		103										
9/19/2008	AM	0		1			1	1	1	2		1		1			8					88										
9/22/2008	AM	0			2				3	2							7		3	9		98										
9/26/2008	AM	0	1	1			1	1	2								6	20.6	1	27	\$74.33	91										
10/3/2008	AM	0		2	2		1	1									6		3	7		107										
10/12/2008	AM	0		2	1			1	1		1			1			7	12.4	2	6	\$37.25	256										
10/13/2008	AM	0						2	1		1						4	20.2	1	40	\$60.00	82										
10/14/2008	AM	0					1		1								2		1	28		59										
10/16/2008	AM	0									1						1		1	230		39										
10/22/2008	AM	0							1										1	16		50										
10/24/2008	AM	0							1		1						2		1	8		122										
10/27/2008	AM	0									1						1		1	95		72										
10/28/2008	AM	0							1								1		1	36		225										
10/29/2008	AM	0		1				1									2		1	4		52										
10/30/2008	AM	0		1				1									2		1	4		52										
11/18/2008	AM	0												1			1	24.5	1	49	\$48.50	121										
12/11/2008	AM	0						1				2					3	20.7	1	7	\$29.45	39										
12/13/2008	AM	0		1									1				2	15.6	1	1	\$25.00	75										
12/15/2008	AM	0									1						1					76										
12/16/2008	AM	0				1		3	2						1		7		1	8		48										
Total Zone 0			43	31	17	4	21	61	63	95	0	44	0	2	2	0	8	0	0	3	3	2	398	541.9	160	4550	\$1,824.57	8277	Average Lane Minutes	28.4	Percentage Lane	40.2%

1/2/2008	AM	5	1				1	1	1						1		5	18.1	1	19	\$52.60	214
1/3/2008	AM	5			1												1	17	1	10	\$49.30	223
1/4/2008	AM	5		1													1	18.8	1	3	\$56.50	108
1/5/2008	AM	5	1	1			3			1			1	1			8	25.6	2	20	\$75.50	198
1/10/2008	AM	5										1					1					69
1/11/2008	AM	5						1	1								2		2	15		117
1/14/2008	AM	5						1				1					2	14	1	17	\$39.31	142
1/15/2008	AM	5			2			2				1					5		4	22		126
1/16/2008	AM	5						1	1						1		4		3	31		138
1/17/2008	AM	5			3												4	11.4	3	8	\$32.01	
1/22/2008	AM	5		1	2												3	16.7	3	10	\$45.09	158
1/23/2008	AM	5			2		2		1		1						6	19.5	3	42	\$52.83	106
1/24/2008	AM	5		1	2												4		2	6		174
1/25/2008	AM	5	2		1		1	2							2	11			6	84		112
1/28/2008	AM	5			1												2	21.6	1	3	\$60.29	155
1/29/2008	AM	5		1				1	1		2						5	13.1	3	12	\$36.04	143
1/30/2008	AM	5		1		3		4	2	1							11		5	46		171
1/31/2008	AM	5			5						3				1		9	18.9	6	16	\$51.73	130
1/2/2008	PM	5					2		1								3	20.3	1	10	\$57.66	200
1/3/2008	PM	5		1			1		1								3		1	2		144
1/4/2008	PM	5									1						1					65
1/6/2008	PM	5			2			1	1								4		3	9		141
1/7/2008	PM	5															0	15.5			\$46.65	37
1/9/2008	PM	5			1			1	2								4	19.3	2	25	\$56.50	184
1/10/2008	PM	5		1							3						4	22.7	1	31	\$66.00	171
1/11/2008	PM	5		2					1								3	18.1	1	85	\$51.75	97
1/12/2008	PM	5			1	1		1	3			2					8		3	16		195
1/13/2008	PM	5			1		1	1			1						4	22.9	2	37	\$71.02	187
1/15/2008	PM	5									3						3	19.4	3	29	\$54.50	116
1/16/2008	PM	5		1							2						3	21	1	12	\$58.60	124

1/24/2008	PM	5	1			1				3	18.9	3	63	\$52.75	103	
1/25/2008	PM	5		1		2				4	19.2	2	10	\$53.20	179	
1/26/2008	PM	5			2	1	1	1		5	21.2	2	3	\$58.50	188	
1/27/2008	PM	5							1	1		1	4		196	
1/28/2008	PM	5			2					2	18.6	2	2	\$50.70	150	
2/4/2008	AM	5	1		2	2	1			6	14.4	2	8	\$39.09	165	
2/5/2008	AM	5			2				1	4		3	16		112	
2/6/2008	AM	5		2		1	1	2	2	10	18.7	6	49	\$52.57	125	
2/7/2008	AM	5	1			2	1	1	1	6	18.6	2	36	\$52.27	116	
2/8/2008	AM	5			1			2	2	6	19.6	4	58	\$54.88	152	
2/13/2008	AM	5		1	2				3	6	21.4	5	53	\$61.88	143	
2/14/2008	AM	5	1		1			1	2	5	17.7	3	94	\$51.21	133	
2/15/2008	AM	5		1				1	3	6	16.6	2	7	\$48.17	126	
2/19/2008	AM	5	1			1	2			4		1	2		114	
2/20/2008	AM	5		1		1		1		5	16.4	3	35	\$45.88	100	
2/21/2008	AM	5						4		4		4	76		121	
2/22/2008	AM	5			1	1	2	4	2	10		2	49		128	
2/25/2008	AM	5			2				3	5		4	44		151	
2/26/2008	AM	5			1			1	2	4		1	2		149	
2/27/2008	AM	5			2					3		2	5		118	
2/28/2008	AM	5			1				1	2	17.8	1	2	\$51.32	153	
2/29/2008	AM	5		1	2			1	1	8		4	15		138	
2/6/2008	PM	5	1	1				1		4		1	28		99	
2/7/2008	PM	5			1				1	2		2	94		127	
2/8/2008	PM	5		1				1		2		1	16		118	
2/9/2008	PM	5			2		2	3		7	22.8	3	6	\$62.40	180	
2/10/2008	PM	5		1	1			1		3		1	2		203	
2/11/2008	PM	5				2	3	2		7	21.3	3	140	\$57.15	132	
2/13/2008	PM	5		1	2			1		5		2	3		143	
2/21/2008	PM	5	1			1	4	5		11	19.3	7	72	\$57.75	153	
2/22/2008	PM	5	1		1			1		3	17.7	2	37	\$52.60	135	
2/23/2008	PM	5	1	1	1	1	1	2		8	19.6	3	8	\$58.25	221	
2/24/2008	PM	5	1		1		3	1	1	7	17.8	3	60	\$52.50	218	
2/25/2008	PM	5		1				1		2	20.4	1	6	\$60.10	216	
2/26/2008	PM	5			1			1		2	16.3	2	8	\$47.50	180	
2/27/2008	PM	5		1				2		3	17.9	1	10	\$51.75	177	
3/3/2008	AM	5	1			1	1	1		4	18.8			\$53.99	158	
3/4/2008	AM	5					4			16		18	195		44	
3/5/2008	AM	5				6			1	1	8	17.7	1	18	\$50.47	96
3/5/2008	PM	5					3			3		2	37		142	
3/6/2008	AM	5	1		1		2	1	1	6	16.7	2	5	\$50.37	158	
3/6/2008	PM	5				1	1			3		3	23		109	
3/7/2008	AM	5				1			2	6	17.3	5	62	\$52.17	132	
3/7/2008	PM	5				1				2		2	31		164	
3/8/2008	PM	5	1	3	1		2			7	21.1			\$63.55	209	
3/9/2008	PM	5			1		3	1	1	7	21	4	11	\$62.68	192	
3/10/2008	AM	5			1			1	2	6		2	12		131	
3/11/2008	AM	5	1	1		1	2	1		6	16	1	5	\$47.65	133	
3/11/2008	PM	5			1			1	1	3		2	34		129	
3/12/2008	AM	5			1		3		1	6	16.6	3	11	\$49.42	84	
3/12/2008	PM	5			1			1	1	3		2	28		47	
3/13/2008	AM	5			1				1	2		2	5		144	
3/17/2008	AM	5			1					2	19.4	1	2	\$60.30	143	
3/18/2008	AM	5			1			1	3	8		5	20		127	
3/19/2008	AM	5		2	2		2		1	7	19.7	3	9	\$60.38	124	
3/19/2008	PM	5					2	1		5		2	54		103	

3/20/2008	AM	5		1		1	1	1	1		1	7	15.5	1	4	\$47.44	147
3/20/2008	PM	5						2	1			3	33.4	2	63	\$101.90	155
3/21/2008	AM	5				2	1	2	2		5	13		6	76		490
3/21/2008	PM	5		1							1	3	20	1	286	\$61.00	71
3/22/2008	AM	5									1	1					31
3/22/2008	PM	5	1	1	1			2	2	1		8	17.5	4	52	\$53.40	188
3/23/2008	PM	5	1		3			1	2	2		9		7	75		178
3/24/2008	AM	5			2		1			1		7		2	6		153
3/24/2008	PM	5	1								1	3	19.5	1	19	\$59.00	142
3/25/2008	PM	5			1					2	1	3		3	84		124
3/25/2008	PM	5									1	1		1	123		58
3/26/2008	AM	5			4		1		3			8	18.4	5	19	\$59.14	136
3/28/2008	AM	5		1					1			3	35.3	1	0	\$113.00	98
3/30/2008	AM	5		1				3	2	3		9		1	38		200
3/31/2008	AM	5	1					1	1		2	6	20.8	1	51	\$66.50	184
4/2/2008	AM	5						3	2			5	18	1	2	\$57.50	197
4/2/2008	PM	5	1					1	1	1		4	17	1	19	\$55.00	169
4/3/2008	PM	5			1					1		2		1	3		208
4/4/2008	PM	5	4		1					1		6	19.7	3	12	\$65.25	177
4/5/2008	PM	5		1	1			2	1	2		7	19.5	5	30	\$70.02	155
4/6/2008	PM	5	1		2					1		6		2	3		192
4/7/2008	PM	5						1				1	20.7			\$67.90	58
4/8/2008	PM	5			1			1		2		4	16.8	3	26	\$55.00	194
4/9/2008	PM	5	2								1	3		1	15		216
4/10/2008	AM	5						1	1	3	1	7	19.6	6	90	\$64.00	145
4/12/2008	AM	5		1	3			3				11	18.6	5	38	\$63.50	229
4/14/2008	AM	5						1		1	1	3	21.1			\$72.00	213
4/15/2008	AM	5			1				1			2	16.4	2	8	\$55.75	206
4/16/2008	AM	5							1			1		1	30		110
4/16/2008	PM	5	2					1	1	1	1	5	20.9	1	9	\$71.10	206
4/17/2008	PM	5								1	1	2		2	79		59
4/18/2008	PM	5			1			1	1	2		5	17.9	4	73	\$62.50	191
4/19/2008	PM	5		1	1			1	2			6	18.6	1	2	\$65.15	211
4/20/2008	PM	5			1		1	2	1			5		2	13		194
4/21/2008	PM	5	2	1				1	1	1	2	7	20.6	1	18	\$72.00	202
4/22/2008	PM	5		1	1			3	2	1		8	20	3	19	\$71.40	226
4/23/2008	AM	5								2		2		2	13		117
4/23/2008	PM	5						2	1		1	4	20.1	1	22	\$70.25	194
4/24/2008	AM	5			1			1		2		4	14.3	2	71	\$50.00	202
4/25/2008	AM	5	2		1			2			1	6	24.1	2	30	\$87.00	138
4/27/2008	AM	5	1	1				2			2	6		1	3		180
4/28/2008	AM	5	1		1					1		3	20.3	1	2	\$73.00	198
4/29/2008	AM	5				1	1	1	1	1	1	5	16			\$58.00	143
4/30/2008	AM	5								1	1	2	15.6	1	21	\$56.00	155
4/30/2008	PM	5								1		1		1	6		117
5/1/2008	PM	5						1	2			3	19.6	1	5	\$70.00	179
5/2/2008	PM	5		1						1		2		2	57		111
5/3/2008	PM	5	1	2	3			1	1	1		9	23.4	4	33	\$83.40	226
5/4/2008	PM	5			2			1	1	1		5	20	3	13	\$71.00	182
5/5/2008	PM	5			1		1	1	2		1	6	20.5	2	15	\$72.60	195
5/6/2008	PM	5		1	1					1	1	6		4	22		157
5/7/2008	PM	5	1		1					1	1	4	19.5	2	55	\$72.45	127
5/12/2008	AM	5								1		2		1	24		157
5/13/2008	AM	5								2	2	4	16.9	1	19	\$62.00	71
5/14/2008	AM	5										0					133
5/14/2008	PM	5						1	3	1		5	19	5	136	\$69.00	120

5/15/2008	PM	5	1	1			1					3		1	1				175
5/16/2008	PM	5					1		2	2		5	18	3	87	\$66.40			90
5/17/2008	PM	5		4		2	2	1				9	19	5	9	\$70.00			208
5/18/2008	PM	5	1	5			1	1			1			9	16				185
5/19/2008	PM	5	1				1	3				5	19.2			\$69.00			215
5/20/2008	PM	5		3		1		1				5	18.9	3	5	\$68.00			190
5/21/2008	AM	5	1			1	3	1				6	18.5			\$67.00			130
5/21/2008	PM	5		1						1		2		1	2				156
5/22/2008	AM	5	1					1	3		1	7	17.9	5	210	\$68.00			108
5/23/2008	AM	5					2	1		1	1	5		1	52				87
5/24/2008	AM	5	2	1			1	2	1	2	1	11	19.4	7	71	\$73.00			209
5/25/2008	AM	5	2	1	1		3	2	1		1	11	22.2	5	44	\$84.00			268
5/26/2008	AM	5	2	1			3	1	1		1	9	15.7	1	55	\$59.00			250
5/27/2008	AM	5		1	2		1	2	1	1		8	19.4	3	15	\$73.00			206
5/28/2008	AM	5		1	1		1		1	1		5	26.2	3	154	\$98.30			100
5/29/2008	PM	5		1								2							84
5/30/2008	PM	5	1	2			1	2		2		8	22.5	2	4	\$87.80			166
5/31/2008	AM	5	3	1			3		1			8		3	36				170
5/31/2008	PM	5	2	2			3	1		2		10		2	4				178
6/1/2008	PM	5	1	1	2		1		2		1	8	12.8	5	44	\$50.00			190
6/2/2008	PM	5	2	1	3		1	2			1	11	23.3	4	7	\$90.00			211
6/3/2008	PM	5	1	3			1			2		7	18.9	3	10	\$73.30			153
6/4/2008	AM	5		2			1			1		4		2	4				68
6/4/2008	PM	5					1	1	1	1		4	21	1	26	\$80.75			154
6/5/2008	AM	5					1	1	1	1		3							175
6/6/2008	AM	5		1		1	1	1	1	1		6	20.1	4	71	\$76.00			248
6/7/2008	AM	5					1	3	2	1		7	18.4	4	44	\$70.25			201
6/8/2008	AM	5	4		1	1		2	1	1		10	20.8	5	43	\$81.00			252
6/9/2008	AM	5	1					1		1		4	20.2	1	114	\$79.00			113
6/10/2008	AM	5	1	1	1			2	1			6		3	9				142
6/11/2008	AM	5		1						2		3		1	3				128
6/11/2008	PM	5		1				1	4	2		8	35.3	5	149	\$137.05			146
6/12/2008	PM	5						1	1	1		2	19	1	32	\$75.00			194
6/13/2008	PM	5	1				1	2	4			8		4	88				161
6/14/2008	PM	5		1	3			3		1		8	20	4	48	\$77.45			180
6/15/2008	PM	5	2	1			1	2			1	7	20.7			\$80.25			232
6/17/2008	PM	5		1								2	21.9			\$84.15			109
6/18/2008	PM	5	1				1	1		2		5	20.4			\$81.70			172
6/19/2008	AM	5	1		1			1	1	2	1	8		2	28				171
6/20/2008	AM	5						2	1	1	1	5		3	77				151
6/23/2008	AM	5					1	3	1	1		6		1	5				158
6/24/2008	AM	5		1	1			2	1	2		7	22.5	3	83	\$89.00			164
6/25/2008	AM	5						1	2	2	1	6	17.7	5	74	\$70.00			127
6/25/2008	PM	5		1	1		1	1	1			5		2	21				100
6/26/2008	AM	5						1	2			3	19.8	3	54	\$77.50			137
6/26/2008	PM	5						1	2			3	19.8	3	54	\$77.50			137
6/27/2008	PM	5		3			2	2		1		8	16.8	3	93	\$65.55			155
6/28/2008	PM	5	1	1	2		1	2		1		8	20.8	4	67	\$80.90			198
6/29/2008	PM	5	2	1			3	5	2			13	12.8	5	93	\$50.00			202
6/30/2008	PM	5	3	1			2	3				9	17.8	3	92	\$71.25			161
7/1/2008	AM	5	1	1				1		1		4	18.8	1	4	\$75.00			150
7/1/2008	PM	5		1				1	2			4		2	47				123
7/2/2008	AM	5	4	3	1			1				9	21.6	1	2	\$86.00			117
7/3/2008	AM	5					1	3	2	1		8		5	141				172
7/4/2008	AM	5	1	1			1				1	3	21			\$83.00			147
7/5/2008	AM	5	2	1			1	1			1	7	23.3	3	59	\$92.00			226

7/6/2008	AM	5	3	1		1	1	1	2	1						10	24.4	1	46	\$96.00	201
7/9/2008	PM	5	1	1	1		1	2	1							7		2	32		117
7/10/2008	PM	5		1			1	2	1	1						5	25	3	67	\$97.82	166
7/11/2008	PM	5		1			2	1								4	13.2	1	79	\$53.15	98
7/12/2008	PM	5		1	2				1	4						8		5	72		219
7/13/2008	PM	5			1		1	1	1	1						4	20.4	2	25	\$81.75	168
7/14/2008	AM	5	2				1	1		1	1			1		7	22.4	4	32	\$89.40	146
7/15/2008	PM	5	2	2	1					2	2					7	18.9	5	76	\$75.60	192
7/16/2008	AM	5			2				2	1	2					7		3	20		133
7/16/2008	PM	5					1	2	2							5	17.9			\$73.75	131
7/17/2008	AM	5		1				1		1	2					5		3	60		155
7/18/2008	AM	5	1	1					1	2						5		2	12		131
7/19/2008	AM	5	4	1	2		1	2	6		3					19	22.3	8	67	\$87.00	227
7/20/2008	AM	5	2	1			1	3	1		2	1	1			12	23.3	5	57	\$91.00	254
7/21/2008	AM	5									3			1		3	24.7	1	404	\$96.40	60
7/22/2008	AM	5							1	2	1					4	17	3	130	\$66.55	171
7/23/2008	PM	5	2				1	2	1	2	1					9	19.7	4	180	\$75.00	143
7/24/2008	PM	5		2				1		2			2			7		4	62		198
7/25/2008	PM	5						1			2			2		5	22.6	3	276	\$85.75	101
7/26/2008	PM	5	2	1				4			2					9	21.8	2	63	\$81.80	206
7/27/2008	PM	5	1	2	1			3	1		1					9	23.4	2	11	\$87.60	219
7/28/2008	PM	5	1		1			1			3					3		1	2		115
7/29/2008	PM	5	1		2	1		2		1	2					9	24	6	136	\$89.25	187
7/30/2008	PM	5	1		1				6	2						10	17.1	5	62	\$63.00	192
7/31/2008	AM	5	1	1				2	3		1	4				7	23.1	1	71	\$85.00	
8/1/2008	AM	5	1							1	4					6		2	35		190
8/20/2008	PM	5					1	1	4							6	21	1	2	\$71.10	143
8/21/2008	PM	5	1	1	1			3	1	3	2					12		4	32		199
8/22/2008	PM	5	1	1				1	1	3	1					8	20.5			\$71.90	205
8/23/2008	PM	5	1	1				1	4	2	1					10	20.6	1	9	\$68.00	230
8/24/2008	PM	5	1							2	2			2		7	21.8	5	88	\$72.10	209
8/25/2008	PM	5				1		1	1	3				1		8	17.9	3	126	\$59.00	171
8/26/2008	PM	5	3	1	1			1	1	2	1					10	19.3	3	37	\$63.40	180
8/27/2008	AM	5	1					1	1	2	5	1		1	1	13		5	152		134
8/27/2008	PM	5						1	1	1	1	1				4	19.9	2	22	\$65.05	244
8/28/2008	AM	5						3	2	5	4			1		15	19.1	6	102	\$67.00	188
8/29/2008	AM	5	2	3				3	3	2	6					19		4	35		178
8/30/2008	AM	5			1			1	1	7	3	1				14	21.7	4	39	\$76.00	179
8/31/2008	AM	5	1		1			3	3	1	1			1		11	22	3	30	\$77.00	195
9/1/2008	AM	5		2	2			1	1	1	2			1		11	15.6	4	38	\$54.00	189
9/2/2008	AM	5	1	1				2	4	2	1	2				13	24	5	32	\$84.00	194
9/3/2008	AM	5		3				1	1	4	1					10	21	5	63	\$73.00	137
9/4/2008	PM	5		2					3	3	8					16		8	103		192
9/5/2008	AM	5		1				2		2	2	1		1		9	22.4	2	3	\$76.00	114
9/5/2008	PM	5	2							3						5	19.6	2	6	\$67.25	164
9/6/2008	PM	5	1					1		1	1					4		2	77		192
9/7/2008	AM	5							2	4	1			1		8	17.6	3	180	\$60.00	168
9/7/2008	PM	5	2		1				3	1	1	1				9	18.5	3	32	\$63.00	246
9/8/2008	PM	5	1	1				1	2	4						13	19.8	1	11	\$67.20	180
9/9/2008	PM	5		1	1					1	2					5		3	266		81
9/10/2008	AM	5							2	1	1					4					120
9/10/2008	PM	5	1	1					3		2	1				8	22.2	1	4	\$80.00	174
9/11/2008	AM	5	3		1					4	2	1			2	13	20.3	6	93	\$72.65	141
9/12/2008	AM	5		3				2	4	4	2			1		18	22.4	4	98	\$83.00	178
9/13/2008	AM	5	1		1			1	1	5		2				11	17.6	1	4	\$67.00	182
9/14/2008	AM	5	1		4	1			7	2	4			1		21	18.6	10	312	\$71.00	163

9/15/2008	AM	5		1	1		1	3	1	1			1	1			10	18.1	1	20	\$67.00	192
9/16/2008	AM	5			2		2	4	1				1				10	21.8	1	5	\$83.00	170
9/17/2008	AM	5	1				1	1	2	3			1		1		11		4	111		165
9/17/2008	PM	5						1	2	1							4		2	133		141
9/18/2008	PM	5	3	1	1			2	1				1				9	21.5	1	2	\$81.00	189
9/19/2008	AM	5	2					2	8	1			1		1		15		6	103		144
9/19/2008	PM	5		1			1	2	1								5					182
9/20/2008	PM	5					1	1	2				1				5	39.7	2	33	\$148.10	272
9/21/2008	PM	5	1	1			2	4	1	1					1		11	20.9	2	14	\$77.10	220
9/22/2008	PM	5	2	2				3	1	1			1				10		2	37		236
9/23/2008	PM	5	2	1	2			2	3	2			1				13	20	8	70	\$74.01	209
9/24/2008	PM	5	2	2			2	3	1				1				11	21.6	1	3	\$78.60	160
9/25/2008	AM	5	1	1	1		2		3	3					2		13		6	46		165
9/26/2008	AM	5			1		1	2	1	1			1				8	23.3	3	52	\$84.00	161
9/27/2008	AM	5	1		3		1		3	1				2			11	20.8	4	22	\$75.01	139
9/27/2008	PM	5			1			3	1								5	12.5	1	1	\$45.30	157
9/28/2008	AM	5	1	2			2						2				8		2	6		205
9/30/2008	AM	5								4							4	19.8	4	123	\$70.00	127
10/1/2008	AM	5						1	2	1							4		3	41		71
10/1/2008	PM	5		1				1	2				1				5	18			\$63.00	205
10/2/2008	AM	5	2	1	1			1	3	2							10	19.6	4	114	\$68.00	153
10/2/2008	PM	5	1		1			2	2	1							7	17.3	2	78	\$60.40	189
10/3/2008	PM	5	1	3			1	1	1	1			1		1		10	19.8	2	35	\$68.50	203
10/4/2008	PM	5	1		1			5	2	2			1		2		14	21.4	4	83	\$73.00	195
10/5/2008	AM	5	1		1		1	1	2				1		1		11		5	44		155
10/5/2008	PM	5		4	2			2					1			1	10	19.6	4	35	\$66.00	184
10/7/2008	AM	5		2				1	1				2				6	18.4	4	25	\$61.00	120
10/7/2008	PM	5		1			1		1				1				4	20.3	2	25	\$66.87	176
10/8/2008	AM	5	3							4				1	2		11		4	37		183
10/8/2008	PM	5						1							1		2	20.6			\$70.00	93
10/9/2008	AM	5	1				5	4	1				1				12		3	41		197
10/10/2008	AM	5	1				1		1	2							4	17.8	2	171	\$57.00	109
10/12/2008	PM	5							1						2		3					120
10/13/2008	AM	5	5				1	2	1	1							10	19.8	2	11	\$59	148
10/14/2008	AM	5							1	2			2				5		4	67		90
10/15/2008	AM	5		1	1		2	1		3			3			1	12	20.4	7	195	\$59.00	166
10/16/2008	PM	5											3				3		3	387		39
10/17/2008	PM	5	1	1			1	1	2				1			1	8	19.6	3	59	\$55.00	179
10/18/2008	AM	5	1		1		1	1	1	4			1				10	16.4	6	76	\$46.00	200
10/18/2008	PM	5	1				1		2	1					1		6	20.2	1	1	\$57.01	242
10/19/2008	PM	5	1		1			2	2	1			2				11		6	58		199
10/20/2008	PM	5	1						1	2							4	21.9	3	62	\$61.01	161
10/21/2008	PM	5	2	1	1					1							5	18.4	3	49	\$50.40	229
10/22/2008	AM	5	1	1				1	1	2				1			7	22.6	2	40	\$61.00	128
10/22/2008	PM	5	1	1	3					4							9		7	106		157
10/23/2008	AM	5		1				3		1							5	23.6	1	170	\$63.00	164
10/24/2008	AM	5		1				1		5					1		8	23.2	7	112	\$60.00	165
10/25/2008	AM	5	1	2	1			1	1	2				1			11		6	62		138
10/26/2008	AM	5			1		2	4	2	1			1			1	13	21.8	5	25	\$56.00	221
10/27/2008	AM	5	1		1		1	1		2			1				10		4	133		169
10/28/2008	AM	5		2			1	1	4	2			2				12	19.6	5	58	\$47.00	192
10/29/2008	AM	5			1		1	1	2	1			1				7		6	105		128
10/29/2008	PM	5															0					35
10/30/2008	PM	5		1	1			1	3	1			1				8	17.1	3	42	\$38.85	164
10/31/2008	PM	5		1			2	2	1	3							9	20.8	4	70	\$45.65	168
11/1/2008	PM	5			2		2	3	2						1		10	19.3	5	59	\$42.15	200

11/2/2008	PM	5				3	1		2			6		3	72		165
11/3/2008	PM	5							2			5	20.4	1	11	\$43.50	198
11/4/2008	AM	5								2		1		1	120		36
11/4/2008	PM	5		1			1	2	2			7	21.2	2	56	\$44.50	215
11/5/2008	AM	5	1					2	3			6	18.4	1	13	\$38.00	118
11/5/2008	PM	5	1	1			2	1	1			7		3	22		180
11/6/2008	AM	5	3	1				2	3			9	24	3	154	\$48.00	186
11/7/2008	AM	5		1			1	3	2		2	10	24	4	53	\$48.00	158
11/8/2008	AM	5	1		1				1			3		2	242		97
11/9/2008	AM	5	1	1		1	2	1	1	1		9	21.2	4	201	\$42.00	144
11/10/2008	AM	5							1		2	4		1	4		148
11/11/2008	AM	5	1	1	1		1	2	1	2	1	10	17.2	4	48	\$34.00	181
11/12/2008	AM	5							2	3		5	22	4	45	\$41.00	131
11/13/2008	AM	5	3	1								5		1	1		121
11/13/2008	PM	5	1	1				2	2			6	19	3	35	\$35.75	185
11/14/2008	AM	5	1	1	1				2			4	11.1	2	35	\$21.00	135
11/14/2008	PM	5					1		6			7		2	79		145
11/16/2008	PM	5	2		2			2	1	3		11	22.3	6	79	\$40.20	217
11/17/2008	PM	5		2	2		1	3	2			8	22.6	5	59	\$40.00	202
11/18/2008	PM	5				1			2		4	7	16.7	3	100	\$28.50	151
11/19/2008	AM	5		1				1	1			3		3	51		125
11/19/2008	PM	5						1	2			4	17	3	64	\$29.00	110
11/20/2008	AM	5	1							2		3	16.3	2	155	\$27.75	125
11/20/2008	PM	5	1	2					1	3		7	3.6	2	30	\$6.18	61
11/21/2008	AM	5				3	2	2	2	1		10	19.5	3	56	\$31.30	249
11/22/2008	AM	5				1	1	4	1			7	17.5	5	124	\$28.00	233
11/22/2008	PM	5	1	2		1	2	1				7		3	34		219
11/23/2008	AM	5	1	1		1	1	2	2	1		8	23.2	3	92	\$36.25	254
11/24/2008	AM	5		2		1		2	1			6		2	85		108
11/26/2008	PM	5	1	1	1			1				4	16.6	1	2	\$24.60	199
11/28/2008	PM	5	1	2	1		2	1				7	19.9	1	2	\$29.35	185
11/29/2008	PM	5	1	1	1	1	1	1	1			5	17.5	2	18	\$28.00	222
11/30/2008	PM	5	1			4		4				9	20.9	5	132	\$33.50	224
12/1/2008	PM	5	2	1				2				5	17	2	60	\$27.20	117
12/2/2008	PM	5		2	1				1			5		3	23		212
12/3/2008	PM	5	1	1		1		6				9	17.5	7	207	\$27.00	272
12/4/2008	AM	5		1	1			1	1			4	17	3	79	\$25.60	179
12/5/2008	AM	5	2					1	1			4		2	101		32
12/6/2008	AM	5		2		1	4	4				11	23.3	6	81	\$37.60	203
12/7/2008	AM	5	1	1	1	1	4	1	2	1		1	13	4	39	\$36.00	240
12/8/2008	AM	5						3			1	4	20.6	4	96	\$30.50	141
12/9/2008	AM	5				2		1	1			4					189
12/10/2008	AM	5						1				1		1	47		60
12/10/2008	PM	5				1	1	2				4	19.1	2	96	\$27.60	132
12/11/2008	PM	5		2		2		1		1		6	22.2	1	4	\$31.18	204
12/13/2008	AM	5	3		3			2				8		6	81		253
12/13/2008	PM	5		1	2		2	1				6	21.8	2	4	\$35.00	239
12/14/2008	PM	5		1			2	3				6	18.8			\$29.00	207
12/15/2008	AM	5					1	4	3			1	9	7	89		182
12/15/2008	PM	5	1			2		1	1			5	18.8	1	31	\$29.50	186
12/16/2008	PM	5	1		1	1	1	2	3			8	17.5	2	42	\$26.25	127
12/17/2008	AM	5					2			1		3		1	6		66
12/17/2008	PM	5		1			1	2				4	18.8	3	46	\$28.20	81
12/18/2008	AM	5				1		1				2		1	35		170
12/19/2008	AM	5	1			2	1	2				6	23.3	1	24	\$35.00	159
12/20/2008	AM	5	2	1		1	2	1	1			8	23.6	3	35	\$35.00	234

12/21/2008	AM	5	2	1			1	2	1							1	8	16.7	2	34	\$24.80	177								
12/24/2008	PM	5				3	1										4					237								
12/26/2008	PM	5	1	1			3					2					7	19.8	2	18	\$28.50	171								
12/27/2008	PM	5						3	3							1	8	18.9	4	196	\$26.00	115								
12/28/2008	PM	5	1	1			1	2	3								9	20.2	1	9	\$27.50	150								
12/29/2008	PM	5	1							2							4	17.6	2	33	\$24.10	176								
12/30/2008	PM	5	1				1	3	1								6	17.7	1	14	\$24.00	195								
Total Zone 5			223	170	240	7	104	374	418	423	0	250	0	23	38	13	31	4	0	41	9	23	2391	4855.5	1008	18022	\$14,914.87	59683	Average Lane Minutes	Percentage Lane
Total Zone 0-5			266	201	257	11	125	435	481	518	0	294	0	25	40	13	39	4	0	44	12	25	2789	5397.4	1168	22572	\$16,739.44	67960	19.3	41.9%

I-64 MOTORIST ASSIST DATA FOR 2009

DATE	AM/PM	ZONE	AC 1	AC 2	AC 3	AC 4	AC 5	AC 6	AC 7	AC 8	AC 9	AC 10	AC 11	AC 12	AC 13	AC 14	AC 15	AC 16	AC 17	AC 18	AC 19	AC 20	TOTAL	Fuel Gallons	Operator Total Lane	Operator Lane MINUTES	Fuel Price	Operator Total MILES	Average Lane Minutes	Percentage Lane	
1/6/2009	AM	0	0	0						5													5	7.7	1	60	\$10.49	94			
1/26/2009	AM	0	0	2				1	1	1													3	17.1	3	20	\$23.19	109			
1/27/2009	AM	0	0								1												2		1	1		147			
1/28/2009	AM	0	0							1		1											2	22.1	2	11	\$33.10	145			
1/29/2008	AM	0	0									1											1	12.8	1	4	\$19.30	172			
1/30/2009	AM	0	0						2			1											3		3	92		112			
2/3/2009	AM	0	0					2	2	4		1											9	19.3	5	50	\$29.00	123			
2/4/2009	AM	0	0		2			2															4		4	57		216			
2/5/2009	AM	0	0					1		1											1		6		4	17		175			
2/6/2009	AM	0	0					1													1		1	20	1	26	\$30.00	210			
2/9/2009	AM	0	0		1			3	3			1											8	19.2	2	8	\$28.53	165			
2/10/2009	AM	0	0							1		1											2		2	4		95			
Total Zone 0			0	2	3	0	0	10	8	14	0	7	0	0	0	0	0	0	0	0	1	0	2	46	118.2	29	350	\$173.61	1763	12.1	63.0%

1/2/2009	AM	5			1			1	2														4	9.3	3	144	\$16.87	65		
1/3/2009	AM	5			2	1		1	2	1													7	21.6	3	160	\$38.90	79		
1/4/2009	AM	5	1	1								1											3		2	7		131		
1/5/2009	AM	5	3					1	1	2		1											8	18.5	1	10	\$32.89	130		
1/6/2009	AM	5						2	1	8													11	8.7	2	50	\$15.56	131		
1/7/2009	PM	5	2				1		1	3													7		1	20		164		
1/8/2009	PM	5		2				2	1	2													7	23.5	3	27	\$41.58	200		
1/9/2009	PM	5				1		3				2									1		7	21.6	4	8	\$39.00	210		
1/10/2009	PM	5		1				4		1											1		9	13.7	3	13	\$24.48	146		
1/11/2009	PM	5							3	1					1						2		5	18.7	4	10	\$33.00	195		
1/12/2009	PM	5	1	2	1				2	1													7		2	185		171		
1/13/2009	PM	5	1	1			1		2	2													5		2	316		69		
1/14/2009	PM	5		1				1	1														3		3	329		70		
1/17/2009	AM	5	2					1	2			4											9		1	2		125		
1/18/2009	AM	5	1		1				3	1													6	19.6	1	3	\$35.00	138		
1/19/2009	AM	5	1						3	2		2			1								8		1	5		104		
1/20/2009	AM	5							1			1											4		1	299		94		
1/22/2009	PM	5		3				1	2														6		2	63		70		
1/23/2009	PM	5	1					2		1													4	17.6	6	95	\$33.51	107		
1/24/2009	PM	5	2		2			2	2	1											1		5	6.4	4	96	\$12.27	59		
1/25/2009	PM	5		1				1	1	3													6	19.5	6	109	\$37.13	101		
1/26/2009	PM	5						1	1			1											3	20.6			\$39.30	130		
1/27/2009	PM	5		1					1	6		1											9	13.4	1	4	\$25.58	168		
1/28/2009	PM	5	1						1	1	1												4	20	2	61	\$36.00	147		
1/29/2009	AM	5	1						1	2	1											1	4		3	214		66		
1/31/2009	PM	5		1				1	2	1		1											6		1	10		74		
1/31/2009	AM	5	2		1			3	1			2									1		3		1	2		116		

2/1/2009	AM	5																	1	5	20.8	3	149	\$39.55	132							
2/2/2009	AM	5		1	1			1	1	1										5		1	4		106							
2/3/2009	AM	5																		4	21.2	1	12	\$40.42	160							
2/4/2009	AM	5																		4	17.9			\$34.00	93							
2/4/2009	PM	5																		5	12.5	4	8	\$23.82	169							
2/5/2009	AM	5	1	1				1	1	1										4	13.8	2	39	\$26.23	90							
2/5/2009	PM	5	1	1			1	1	2	1										8		1	27		264							
2/6/2009	AM	5						1		1	1									3	17.3	3	26	\$32.24	111							
2/6/2009	PM	5		1				1	3	1	1									7	18.1	3	11	\$34.20	171							
2/7/2009	PM	5	1		4			1												6	20.1	3	14	\$37.50	163							
2/8/2009	PM	5			2			1												5	11.2	3	4	\$21.26	96							
2/9/2009	PM	5	1					1												2		1	2		91							
2/10/2009	PM	5	1		1			1											1	4	22.7	4	20	\$43.00	201							
2/11/2009	AM	5	1																	4					149							
2/12/2009	AM	5						1	2	1										4	8.2	3	86	\$15.67	96							
2/12/2009	PM	5	3		2					2										7	19.4	3	155	\$35.00	232							
2/13/2009	AM	5	1	2	2															7		8	64		210							
2/14/2009	AM	5						1	1	4										7												
2/15/2009	AM	5																		0												
Total Zone 5			29	20	20	1	8	36	57	58	0	26	0	0	2	0	1	0	0	9	2	0	251	455.9	106	2863	\$843.96	5794	Average Lane Minutes	27.0	Percentage Lane	42.2%
Total Zone 0-5			29	22	23	1	8	46	65	72	0	33	0	0	2	0	1	0	0	10	2	2	297	574.1	135	3213	\$1,017.57	7557		23.8	45.5%	
																												2007 -2009	20.7		43.2%	

I-64 MOTORIST ASSIST DATA FOR 2007-2008-2009

DATE	ZONE	AC 1	AC 2	AC 3	AC 4	AC 5	AC 6	AC 7	AC 8	AC 9	AC 10	AC 11	AC 12	AC 13	AC 14	AC 15	AC 16	AC 17	AC 18	AC 19	AC 20	TOTAL	Fuel Gallons	Operator Total Lane	Operator Lane MINUTES	Fuel Price	Operator Total MILES	Average Lane Minutes	Percentage Lane	
Nov - Dec 2007	Totals	1	43	41	86	0	27	108	103	51	0	79	0	0	11	4	1	2	0	8	0	0	564	1021.1	180	2425	\$2,905.78	13097	13.5	31.9%
2008	Totals	1	306	274	652	9	327	560	602	403	0	486	4	53	106	39	25	21	0	88	9	8	3972	5860.6	1405	15610	\$18,115.60	71106	11.1	35.4%
Jan-Feb 2009	Totals	1	13	7	30	0	13	19	45	32	0	29	0	2	3	6	0	0	0	4	0	3	229	557.6	89	1525	\$874.90	6769	17.1	38.9%
																										2007 - 2009	11.7	35.1%		
Nov - Dec 2007	Totals	2	22	29	166	1	17	128	69	59	0	93	0	1	18	5	0	6	0	16	3	0	631	1019.3	337	2534	\$2,885.39	12707	7.5	53.4%
2008	Totals	2	310	239	484	6	311	607	716	439	0	592	0	59	122	29	15	31	0	78	17	43	4098	5898.2	1614	18926	\$18,271.13	74743	11.7	39.4%
Jan-Feb 2009	Totals	2	24	18	26	0	11	54	48	54	0	36	1	9	15	9	0	1	0	2	0	4	287	621.4	123	1395	1040.25	7351	11.3	42.9%
																										2007 - 2009	11.0	41.3%		
Nov - Dec 2007	Totals	3	16	26	44	0	5	78	69	83	0	76	0	10	22	0	1	0	0	12	0	2	444	737.4	168	2231	\$2,105.47	8151	13.3	37.8%
2008	Totals	3	286	180	243	5	153	475	715	513	0	426	0	46	73	8	29	19	0	43	8	19	3241	4820.85	1062	18583	\$14,933.35	52897	17.5	32.8%
Jan-Feb 2009	Totals	3	26	16	37	0	21	51	69	53	0	63	0	1	6	0	2	0	0	1	0	2	367	568.6	162	2473	\$990.31	7223	15.3	44.1%
																										2007 - 2009	16.7	34.4%		
Nov - Dec 2007	Totals	4	6	9	45	0	1	21	26	60	0	29	0	9	6	4	1	0	0	1	0	1	218	666.5	139	1985	\$1,885.66	7202	14.3	63.8%
2008	Totals	4	178	98	285	3	38	134	297	454	0	326	0	26	18	3	24	2	1	62	5	8	1963	4372.8	1179	21164	\$13,494.98	48917	18.0	60.1%
Jan-Feb 2009	Totals	4	14	4	25	0	0	12	30	44	0	38	0	3	1	3	0	1	0	3	2	0	194	514.8	108	2367	\$947.60	6296	21.9	55.7%
																										2007 - 2009	17.9	60.0%		
Nov - Dec 2007	Totals	0-5	30	20	51	0	8	55	51	77	0	40	0	4	4	2	1	2	0	5	0	1	351	948.65	183	3685	\$2,691.75	12667	20.1	52.1%
2008	Totals	0-5	266	201	257	11	125	435	481	518	0	294	0	25	40	13	39	4	0	44	12	25	2789	5397.4	1168	22572	\$16,739.44	67960	19.3	41.9%
Jan-Feb																									Average	Percentage				

To: Mr. Tom Ryan – HDR	
From: J. Kyle Evans, Venkata Chilikuri, Michael Trueblood	Project: I-64 Motorist Assist Study
CC:	
Date: 3/4/09	Job No: 76268

RE: Results of the I-64 Motorist Assist Traffic Study for Routes 100 and D

The Missouri Department of Transportation requested that HDR prepare a traffic analysis for various segments of Route 100 (Manchester Road) and Route D (Page Avenue). The analysis addressed the following two key issues:

- Determining the existing Total Overall Network Delay Level for each corridor.
- Evaluating the effects of an incident along each of the corridors. Traffic simulation was used to replicate a five (5), fifteen (15), or thirty (30) minute breakdown in either the eastbound or westbound direction during the AM and PM Peak Hours. The following measures of effectiveness were obtained and summarized from the CORSIM output; total overall network delay, fuel consumption, and total emissions (HC, CO, NOX).

This memo briefly summarizes the background, data collection, methodology, and results of the analysis. It also outlines preliminary conclusions based on the analysis findings.

Background

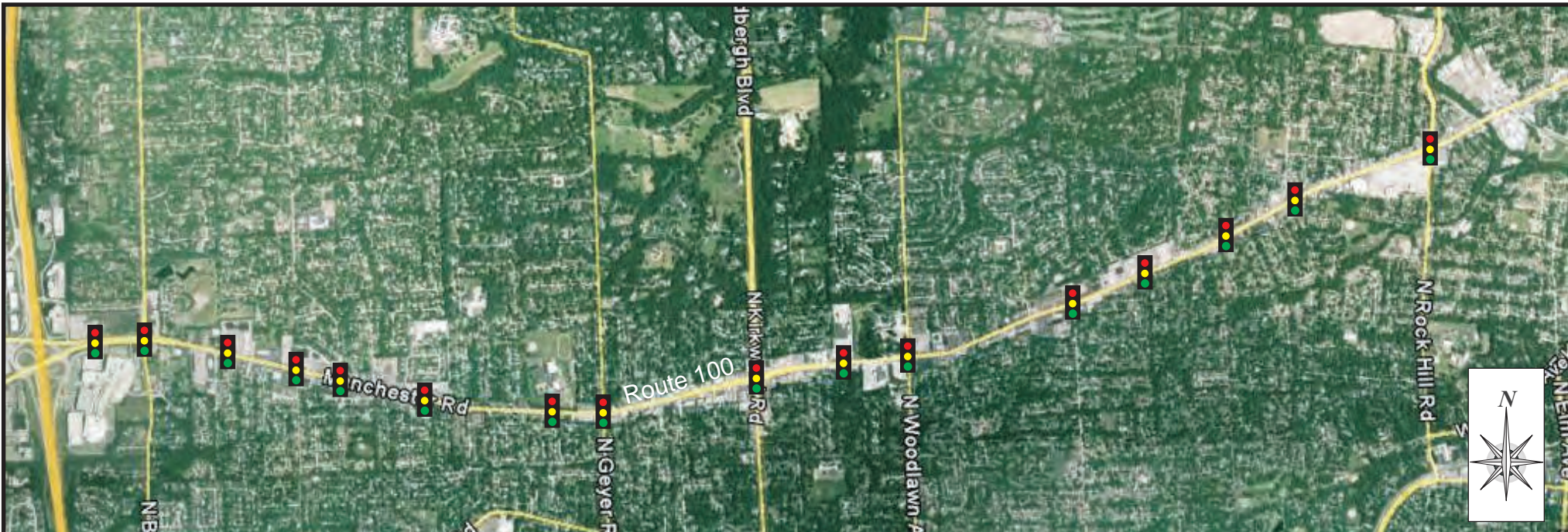
Figure 1, on the following page, contains an aerial photo of the study corridors. The following points highlight the study corridor features:

Route 100 (Manchester Road)

- Study corridor includes 16 signalized intersections.
- Study corridor is approximately five (5.0) miles long starting west of West County Center Drive and going east, to the east of the McKnight/Rock Hill intersection.
- Peak hour volumes throughout the corridor are relatively close to the same without either peak hour showing a high directionality of volume.

Route D (Page Avenue)

- Study corridor includes 11 signalized intersections.
- Study corridor is approximately five (3.0) miles long starting west of Linpage Road and going east, to the east of the Walton Road intersection.
- Peak hour volumes throughout the corridor are relatively close to the same without either peak hour showing a high directionality of volume.



CORRIDOR MAPS
 I-64 MOTORIST ASSIST STUDY
 ROUTES 100 AND D
 ST. LOUIS, MISSOURI



Data Collection

Peak Hour Synchro Files.

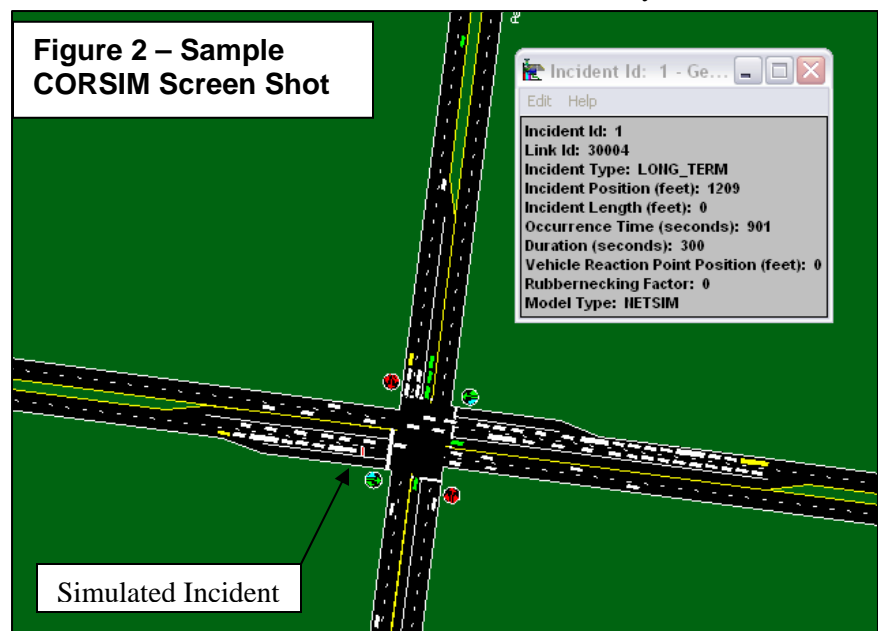
HDR was provided with the AM/Mid-day/PM Peak Hour Synchro Files for both Routes 100 and D by MoDOT. The files were reviewed against aerial photography to verify total number of lanes and storage lane lengths for turn bays.

Scenarios Evaluated

HDR evaluated the AM and PM Peak Hours for both routes based on the following scenarios:

- *Existing (Year 2007)* – This scenario employed the existing a.m. and p.m. peak hour turning movements and the existing geometry. The sole intent of this scenario was to calibrate the CORSIM simulation models.
- *Five Minute Breakdown Scenario* – This scenario employed the existing a.m. and p.m. peak hour files, but a five minute lane closure was placed within the network. Based on the consistent traffic volumes in both directions, four separate variations of this scenario were evaluated. Lane closures were placed separately for both the eastbound and westbound directions with closures located both east and west of a central cross route. For Route 100 the closures occurred west of Lindbergh between Bopp Road and Woodgate Road and east of Lindbergh between Woodlawn Road and Sappington Road. For Route D, the closures were placed west of and west of Dielman Road between Warson Road and Ashby Road and east of Dielman Road between Record Center Drive and Woodson Road.
- *Fifteen Minute Breakdown Scenario* – This scenario employed the existing a.m. and p.m. peak hour files, but a fifteen minute lane closure was placed within the network. Based on the consistent traffic volumes in both directions, four separate variations of this scenario were evaluated. Lane closures were placed separately for both the eastbound and westbound directions with closures located both east and west of a central cross route. For Route 100 the closures occurred west of Lindbergh between Bopp Road and Woodgate Road and east of Lindbergh between Woodlawn Road and Sappington Road. For Route D, the closures were placed west of and west of Dielman Road between Warson Road and Ashby Road and east of Dielman Road between Record Center Drive and Woodson Road. **Figure 2** depicts a sample CORSIM screen shot of a simulated 15 minute incident located just to the west of a signalized intersection.
- *Thirty Minute Breakdown Scenario* – This scenario employed the existing a.m. and p.m. peak hour files, but a thirty minute lane closure was placed within the network. Based on the consistent traffic volumes in both directions, four separate variations of this scenario were evaluated. Lane closures were placed separately for both the eastbound and westbound directions with closures located both east and west of a central cross route. For Route 100 the closures occurred west of Lindbergh between Bopp Road and Woodgate Road and east of Lindbergh between Woodlawn Road and Sappington Road. For Route D, the closures were placed west of and west of Dielman Road between Warson Road and Ashby Road and east of Dielman Road between Record Center Drive and Woodson Road.

Each of the incident scenarios listed above were completed for traffic flow conditions prior to the I-64 closure. Another set of simulation models (15 and 30 minute incidents only) were also developed along the Route 100 and Route D corridors based on increases in peak hour volumes observed during west closure of I-64. Field visits were made to each corridor to collect signal timing data to account for changes in signal timing due to increases in traffic volumes.



Methodology

Traffic Volumes. The existing traffic volumes for this study were provided to HDR in the Synchro files provided by MoDOT. The volumes were checked for adequacy and to determine peak hour directionality and to check for any volume balancing issues that would affect the simulation abilities of CORSIM.

CORSIM Model Development. The traffic simulation program CORSIM (version 6.0) was used to simulate traffic operations along the two study corridors. To reduce statistical fluctuations inherent with the randomness that accompanies simulation models, HDR ran each model 5 times for each scenario and averaged the results. Each simulation model included a 60-minute time-frame during the respective peak hour.

Measures of Effectiveness. Based on the randomness of the corridors in relation to length, number of intersections, and volumes, project team members determined that the most adequate MOE to use for the analysis would be Overall Network Delay. By using this MOE, it would be possible to see what type of an effect an incident has not only on a specific link or intersection, but on the corridor as a whole. In addition to increases in delay along a corridor that experiences an incident, increases in vehicle emissions can also occur. The project team also collected and summarized fuel consumption and total emissions (HC, CO, NOX) from the CORSIM output.

Results

Each scenario selected for the analysis was run five times with various random number generators used to provide varying results between each individual model runs. **Table 1** and **Table 2** depict the Average Overall Network Delay derived from the five model runs, including the maximum and minimum delays experienced during the five model runs (15 minute and 30 minute incidents only). The last three columns of each table include the same measures of effectiveness for the models that included the increased peak hour traffic volumes observed along both corridors during the western closure of I-64.

Table 1: Route 100 (Manchester Road) – Average Overall Network Delay

Manchester		Closure		Average	Max	Min	Volume Increase (35%)		
		Location	Duration				Average	Max	Min
Baseline AM		--	--	212	218	205	--	--	--
AM	EB	West of Lindbergh	05 min	212	220	204	254	270	241
			15 min	212	219	204			
			30 min	211	219	204			
	WB	East of Lindbergh	05 min	212	220	204	260	270	249
			15 min	214	222	204			
			30 min	219	226	207			
AM	EB	West of Lindbergh	05 min	208	218	202	255	267	247
			15 min	213	221	206			
			30 min	219	230	212			
	WB	East of Lindbergh	05 min	211	218	201	255	268	242
			15 min	211	218	202			
			30 min	211	219	203			

Manchester		Closure		Average	Max	Min	Volume Increase (26%)		
		Location	Duration				Average	Max	Min
Baseline PM		--	--	313	346	284	--	--	--
PM	EB	West of Lindbergh	05 min	312	333	292	365	415	338
			15 min	308	325	287			
			30 min	311	332	290			
	WB	East of Lindbergh	05 min	315	343	299	367	377	352
			15 min	323	350	299			
			30 min	339	352	314			
PM	EB	West of Lindbergh	05 min	312	336	285	372	400	353
			15 min	319	357	295			
			30 min	321	346	298			
	WB	East of Lindbergh	05 min	319	344	292	369	391	346
			15 min	315	345	290			
			30 min	310	318	292			

Table 2: Route D (Page Avenue) – Average Overall Network Delay

Page	Closure		Average	Max	Min	Volume Increase (15%)			
	Location	Duration				Average	Max	Min	
Baseline AM		--	--	157	162	152	--	--	--
AM	EB	West of Dielman	05 min	156	161	152	182	190	173
			15 min	159	161	155	190	196	180
			30 min	163	167	159			
	WB	East of Dielman	05 min	158	164	153	182	195	171
			15 min	160	168	153	192	207	175
			30 min	171	191	155			
	West of Dielman	05 min	157	160	153	179	193	171	
		15 min	158	163	154	181	192	172	
		30 min	158	163	153				
	East of Dielman	05 min	158	166	153	180	188	171	
		15 min	158	165	153	184	191	170	
		30 min	160	169	155				

Page	Closure		Average	Max	Min	Volume Increase (20%)			
	Location	Duration				Average	Max	Min	
Baseline PM		--	--	263	281	250	--	--	--
PM	EB	West of Dielman	05 min	259	275	249	338	394	305
			15 min	265	281	251	344	408	318
			30 min	274	298	262			
	WB	East of Dielman	05 min	269	281	251	379	413	342
			15 min	288	307	267	392	420	366
			30 min	310	328	292			
	West of Dielman	05 min	263	278	255	354	392	311	
		15 min	273	282	262	381	463	314	
		30 min	304	321	290				
	East of Dielman	05 min	264	281	250	341	405	290	
		15 min	266	280	254	342	408	293	
		30 min	276	302	259				

While the results along Route 100 and Route D look similar, it is important to stress that the Route 100 corridor is approximately two miles longer with five additional signalized intersections. Therefore, the actual delay experienced per individual vehicle on Route D would be higher than that experienced along the Route 100 corridor.

Another interesting phenomenon that occurred with the simulations is that in some instances the delay experienced for a 30-minute breakdown was lower than the overall delay experienced for a 15-minute breakdown. While this might not seem accurate, some of the factors that lead to these results can be described as a closure of a lane upstream or downstream of a highly congested intersection creates a metering effect that reduces the delay at subsequent intersections thus increasing the LOS of reducing overall delay throughout the corridor.

Several variable factors are built in to the models. In addition to the random number generators that were unique to each of the five model runs, the program has a built in random generator so that when a breakdown is applied to the same link in each of the five runs, the breakdown occurs at a different location each time. This variability could have a huge impact on the delay results depending on whether the breakdown occurs on the downstream or upstream approach of an intersection. The additional factors of variability also impact the overall delay results and create the variability that is present within the results related to the simulated incidents.

Finally, **Table 3** depicts a summary of the air emission results from a sample of twenty CORSIM runs, due to the extensive time required to process the air emission results. The table includes total overall model delay and fuel consumption/air emissions for three vehicle classes for a base case as well as the simulation models replicating 15 and 30 minute incidents. It should be noted that over 250 CORSIM models were developed for purposes of summarizing total overall model delay.

Table 3 -- Route 100 & Route D Air Emission Results

No.	Route	Time Period	Closure		Run #	Total Delay (hours)	Fuel Consumption (Gallons)			Fuel Consumption (MPG)			HC Average Emissions (g/mile)			CO Average Emissions (g/mile)			NO Average Emissions (g/mile)		
			Dir	Dur			V01	V02	V05	V01	V02	V05	V01	V02	V05	V01	V02	V05	V01	V02	V05
1	100	AM			4	162	401	95	279	23.08	3.43	14.35	0.12	9.05	0.11	9.62	146.60	8.24	0.42	21.26	0.51
2	100	AM	EB	15	1	242	600	115	324	22.65	3.36	14.14	0.12	9.27	0.11	9.88	150.53	8.43	0.44	21.79	0.53
3	100	AM	EB	30	2	272	626	74	331	22.19	3.44	13.89	0.12	8.89	0.12	10.00	142.12	8.55	0.44	20.61	0.54
4	100	AM	WB	15	3	254	605	86	324	22.45	3.34	14.20	0.12	9.31	0.11	9.91	151.00	7.94	0.44	21.87	0.51
5	100	AM	WB	30	4	250	603	108	318	22.48	3.35	14.04	0.12	9.27	0.11	9.85	150.20	8.29	0.44	21.77	0.52
6	100	PM			2	305	676	92	354	21.47	3.37	13.42	0.13	9.12	0.12	10.66	146.03	9.07	0.47	21.21	0.57
7	100	PM	EB	15	5	376	730	110	414	20.94	3.23	13.21	0.13	9.57	0.12	10.44	154.28	8.73	0.47	22.32	0.57
8	100	PM	EB	30	5	390	733	112	413	20.79	3.28	13.13	0.13	9.40	0.12	10.46	150.83	8.76	0.47	21.82	0.57
9	100	PM	WB	15	4	374	754	150	389	21.05	3.20	13.31	0.13	9.72	0.12	10.58	157.55	8.66	0.47	22.84	0.56
10	100	PM	WB	30	3	361	753	108	385	21.14	3.21	13.46	0.13	9.70	0.12	10.61	157.27	8.56	0.48	22.79	0.56
11	D	AM			3	162	401	131	206	20.60	3.12	12.88	0.17	10.21	0.15	13.18	169.60	11.18	0.59	24.70	0.68
12	D	AM	EB	15	2	182	413	157	221	20.66	3.15	12.90	0.16	10.13	0.15	12.79	168.69	11.09	0.58	24.45	0.67
13	D	AM	EB	30	1	175	410	193	222	20.80	3.14	12.96	0.16	10.18	0.15	12.71	170.00	11.29	0.58	24.70	0.68
14	D	AM	WB	15	1	171	408	193	223	20.89	3.13	13.00	0.16	10.20	0.15	12.66	170.00	11.20	0.58	24.71	0.68
15	D	AM	WB	30	2	187	417	158	224	20.49	3.14	12.82	0.16	10.16	0.15	12.85	169.17	11.25	0.58	24.56	0.68
16	D	PM			1	281	470	203	253	18.39	2.98	11.99	0.18	10.61	0.16	13.77	174.84	11.77	0.63	25.22	0.72
17	D	PM	EB	15	5	394	539	168	304	17.30	2.86	11.24	0.18	11.01	0.16	13.69	180.00	11.77	0.64	25.85	0.75
18	D	PM	EB	30	5	408	541	169	301	17.10	2.83	11.15	0.18	11.16	0.16	13.74	184.00	11.86	0.64	26.29	0.74
19	D	PM	WB	15	3	328	538	139	264	18.09	2.90	11.59	0.18	10.93	0.16	3.94	180.56	11.82	0.64	26.05	0.74
20	D	PM	WB	30	4	361	539	183	277	17.52	2.84	11.35	0.18	11.13	0.16	14.01	183.48	12.00	0.65	26.34	0.75

Legend: Dir = Direction, Dur = Duration, Run # = Individual Model Number, V01 & V05 = Passenger Vehicles, V02 = Light Truck, Total Delay = Total Overall Model Delay



Missouri Department of Transportation
Organizational Results
P. O. Box 270
Jefferson City, MO 65102

573.526.4335
1 888 ASK MODOT
innovation@modot.mo.gov