



FAA-EM-80-8-IV
DOT-TSC- FAA-82-4- IV

Airport Landside

Volume IV: Appendix A

ALSIM AUXILIARY and

MAIN Programs

L. McCabe
M. Gorstein

Transportation Systems Center
Cambridge MA 02142

June 1982
Final Report

This document is available to the public
through the National Technical Information
Service, Springfield, Virginia 22161.



U.S. Department of Transportation
Federal Aviation Administration

Office of Systems Engineering and Management
Washington DC 20591

REPRODUCED BY:
U.S. Department of Commerce
National Technical Information Service
Springfield, Virginia 22161

NTIS


NOTICE

This document is disseminated under the sponsorship of the Department of Transportation in the interest of information exchange. The United States Government assumes no liability for its contents or use thereof.

NOTICE

The United States Government does not endorse products or manufacturers. Trade or manufacturers' names appear herein solely because they are considered essential to the object of this report.

1. Report No. FAA-EM-80-8-IV		2. Government Accession No. <i>A117 602</i>		3. Recipient's Catalog No. .	
4. Title and Subtitle AIRPORT LANDSIDE Volume IV: Appendix A ALSIM Auxiliary and Main Programs				5. Report Date June 1987	
				6. Performing Organization Code DTS-53	
7. Author(s) L McCabe and M. Gorstein				8. Performing Organization Report No. DOT-TSC-FAA-82-4-IV	
9. Performing Organization Name and Address U.S. Department of Transportation Research and Special Programs Administration Transportation Systems Center Cambridge MA 02142				10. Work Unit No. (TRAIS) R113/FA032	
				11. Contract or Grant No.	
12. Sponsoring Agency Name and Address U.S. Department of Transportation Federal Aviation Administration Office of Systems Engineering Management Washington DC 20591				13. Type of Report and Period Covered Final Report Jan. 1978 - Sep. 1980	
				14. Sponsoring Agency Code	
15. Supplementary Notes					
16. Abstract <p>This Appendix describes the Program Logic of the Airport Land-side Simulation Model (ALSIM) AUXILIARY and MAIN Programs. Both programs are written in GPSS-V. The AUXILIARY program is operated prior to the MAIN Program to create GPSS transactions representing Enplaning Passenger groups from the input flight schedule. The transactions are written on a JOBTAPE file for subsequent use by the MAIN program. The MAIN Program creates greeter and deplaning passenger transactions and enacts the movements of all passengers and visitors through the landisde</p> <p>Details of program logic and flow charts at the GPSS block level are provided. A listing of both programs is included.</p> <p>Other volumes of the Airport Landside report are: Volume I: Planning Guide; Volume II: ALSIM Description and User's Guide; Volume III: ALSIM Calibration and Validation; and, Volume V: Appendix B ALSIM Subroutines.</p>					
17. Key Words GPSS-V Simulation			18. Distribution Statement DOCUMENT IS AVAILABLE TO THE U.S. PUBLIC THROUGH THE NATIONAL TECHNICAL INFORMATION SERVICE, SPRINGFIELD, VIRGINIA 22161		
19. Security Classif. (of this report) Unclassified		20. Security Classif. (of this page) Unclassified		21. No. of Pages 286	22. Price



SUMMARY

This document provides a detailed description of the MAIN and AUXILIARY programs of the Airport Landside Simulation Model (ALSIM). Both programs are written in GPSS-V. The MAIN program simulates the movement of enplaning and deplaning passengers through the landside. Statistics are obtainable from this program for every simulated facility. These include queue length averages and maxima, queueing time averages and distributions, and service characteristics of the facility.

The AUXILIARY program is operated prior to the MAIN program to generate and store transactions representing enplaning passengers. These transactions are fed into the MAIN program as the simulation clock advances to the time of arrival on the landside by the simulated passenger.

This document describes the general structure, input variables and matrices used by each program. The use of passenger transaction parameters and a detailed description of program logic are also contained in this document. Flowcharts and listings for each program are exhibited.



Accession For	
NTIS GRA&I	<input checked="" type="checkbox"/>
DTIC TAB	<input type="checkbox"/>
Unannounced	<input type="checkbox"/>
Justification	
By _____	
Distribution/	
Availability Codes	
Dist	Avail and/or Special
A	

METRIC CONVERSION FACTORS

Approximate Conversions to Metric Measures

Symbol	When You Know	Multiply by	To Find	Symbol
LENGTH				
in	inches	2.5	centimeters	cm
ft	feet	30	centimeters	cm
yd	yards	0.9	meters	m
mi	miles	1.6	kilometers	km
AREA				
sq in	square inches	6.5	square centimeters	cm ²
sq ft	square feet	0.09	square meters	m ²
sq yd	square yards	0.8	square meters	m ²
sq mi	square miles	2.6	square kilometers	km ²
acres	acres	0.4	hectares	ha
MASS (weight)				
oz	ounces	28	grams	g
lb	pounds	0.45	kilograms	kg
	short tons (2000 lb)	0.9	tonnes	t
VOLUME				
teaspoon	teaspoons	5	milliliters	ml
tablespoon	tablespoons	15	milliliters	ml
fluid ounce	fluid ounces	30	milliliters	ml
cup	cup	0.24	liters	l
quart	quarts	0.95	liters	l
gallon	gallons	3.8	liters	l
cu ft	cubic feet	0.03	cubic meters	m ³
cu yd	cubic yards	0.76	cubic meters	m ³
TEMPERATURE (exact)				
°F	Fahrenheit temperature	$(F - 32) \times \frac{5}{9}$	Celsius temperature	°C

Approximate Conversions from Metric Measures

Symbol	When You Know	Multiply by	To Find	Symbol
LENGTH				
mm	millimeters	0.04	inches	in
cm	centimeters	0.4	inches	in
m	meters	3.3	feet	ft
km	kilometers	1.1	yards	yd
		0.6	miles	mi
AREA				
sq cm	square centimeters	0.16	square inches	sq in
sq m	square meters	1.1	square yards	sq yd
sq km	square kilometers	0.4	square miles	sq mi
ha	hectares (10,000 m ²)	2.5	acres	acres
MASS (weight)				
g	grams	0.035	ounces	oz
kg	kilograms	2.2	pounds	lb
t	tonnes (1000 kg)	1.1	short tons	st
VOLUME				
ml	milliliters	0.03	fluid ounces	fl oz
l	liters	2.1	quarts	qt
l	liters	1.06	gallons	gal
l	liters	0.035	cubic feet	cu ft
m ³	cubic meters	36	cubic feet	cu ft
m ³	cubic meters	1.3	cubic yards	cu yd
TEMPERATURE (exact)				
°C	Celsius temperature	$(C \times \frac{9}{5}) + 32$	Fahrenheit temperature	°F

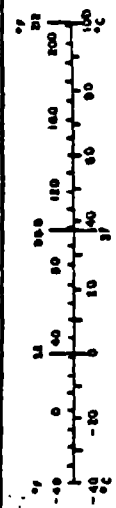



TABLE OF CONTENTS

AUXILIARY PROGRAM.....	A-1-3
General Description.....	A-1-3
Program Definition Statement Section.....	A-1-3
Enplaning Passenger Creation Section.....	A-1-17
Program Control Section.....	A-1-23
MAIN PROGRAM.....	A-1-25
General Description.....	A-1-25
Program Definition Area.....	A-1-26
Control Section.....	A-1-37
Deplaning Passenger Logic.....	A-1-40
Enplaning Passenger Logic.....	A-1-56
Facility Modules Section.....	A-1-58
1. Bag Claim.....	A-1-58
2. Baggage Unloading Logic.....	A-1-60
3. Ticketing and Check-in.....	A-1-62
4. Immigration.....	A-1-64
5. Customs.....	A-1-65
6. Concourse Exit.....	A-1-65
7. Deplaning Curb (Cars).....	A-1-66
8. Deplaning Curb (Pax).....	A-1-73
9. Enplaning Curb.....	A-1-78
10. Entrance.....	A-1-84
11. Exit.....	A-1-85
12. Gate (Enplaning Pax).....	A-1-86
13. Ground Transportation (Misc.).....	A-1-90
14. Parking (Dept. Pax-Cars).....	A-1-92
15. Rent-A-Car.....	A-1-93
16. Security.....	A-1-95
17. Concessions.....	A-1-97
Transfer Flights.....	A-1-98
Change Card Reader.....	A-1-103
Time Section.....	A-1-108
APPENDIX A-2 FLOW CHARTS.....	A-2-1
APPENDIX A-3 PROGRAM LISTING.....	A-3-1




VOLUME IV

APPENDIX A-1

ALSIM DOCUMENTATION-GPSS-V
AUXILIARY AND MAIN PROGRAMS

L. McCABE AND R. WALKER



AUXILIARY PROGRAM

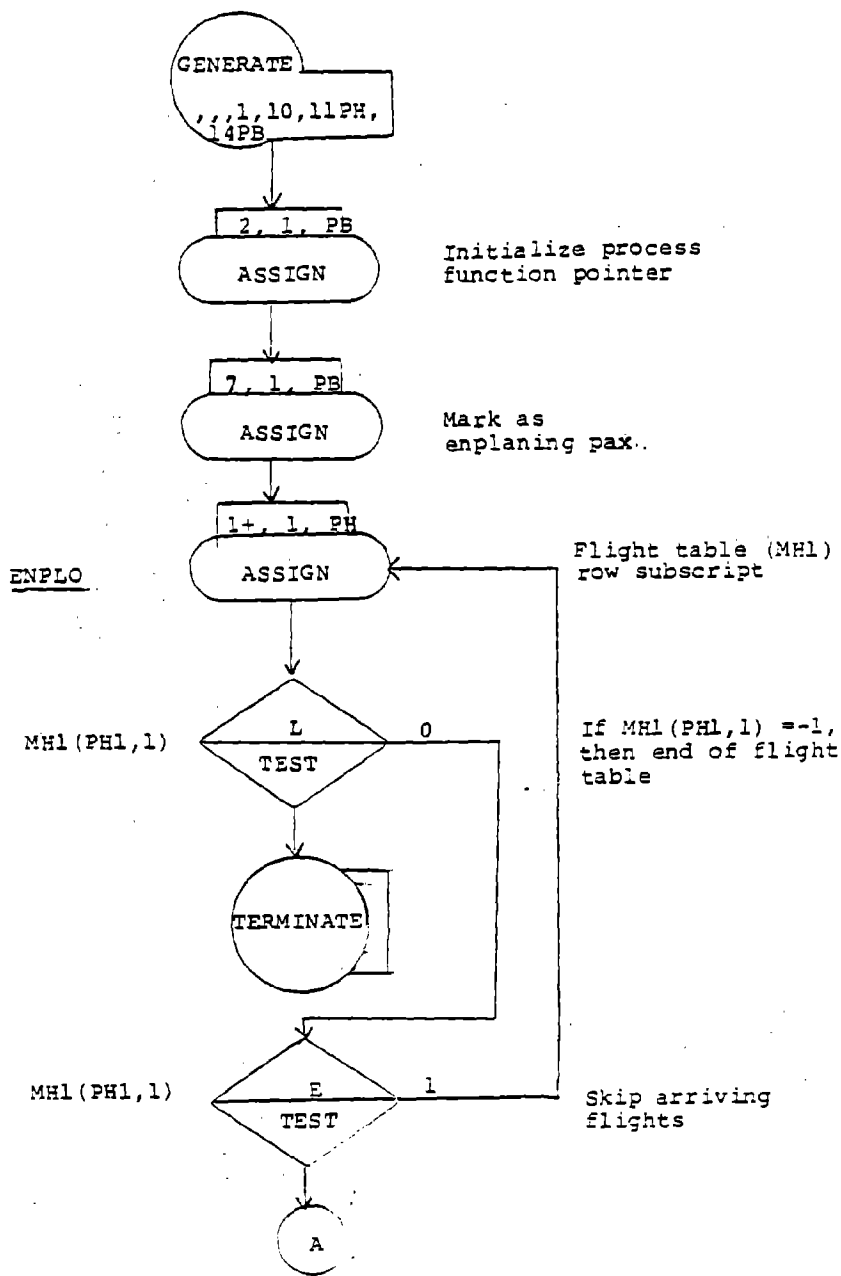
General Description

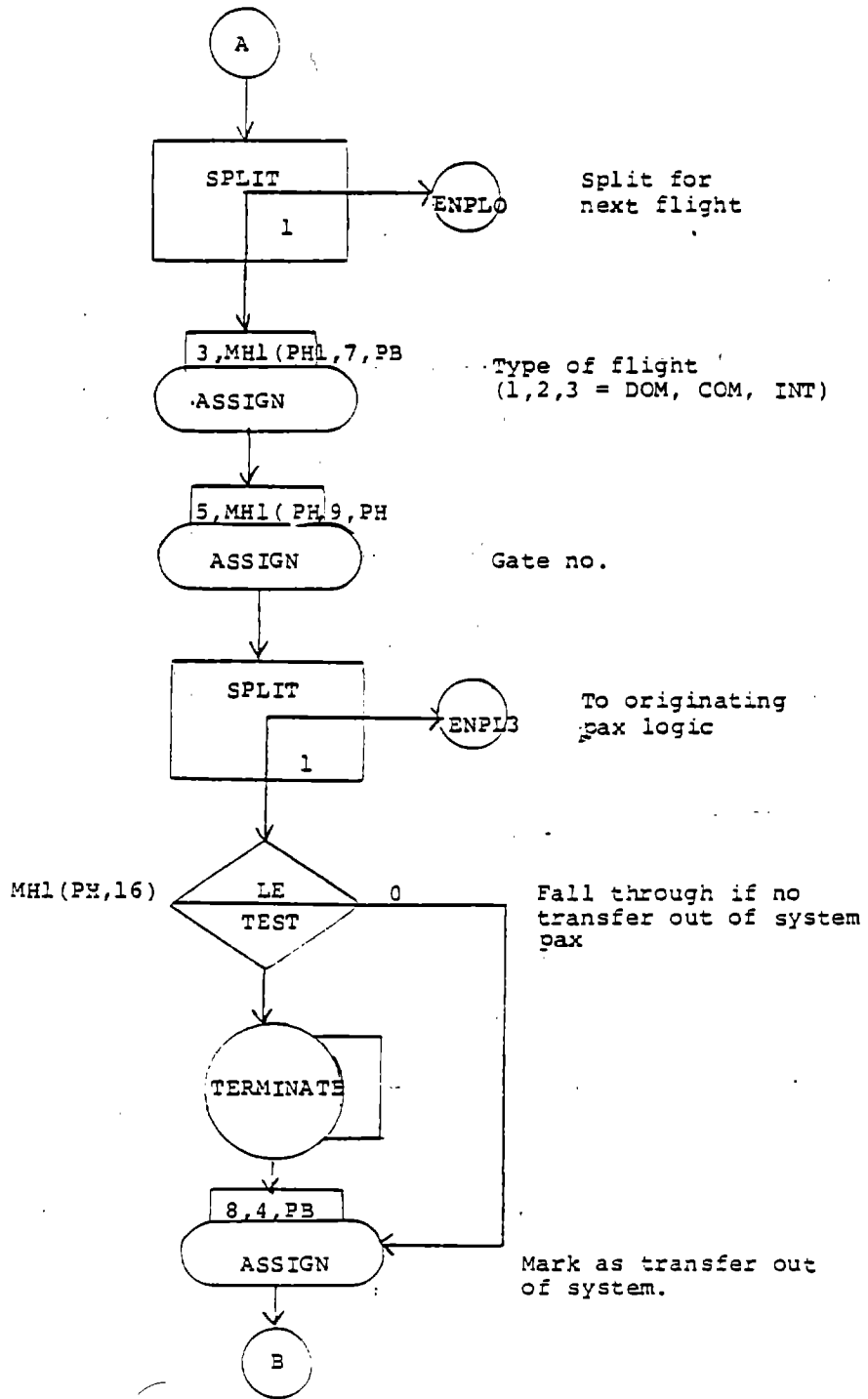
The Auxiliary Program shown in Figure A-1 generates transactions representing enplaning passenger groups. These are stored on a JOBTAPE and utilized by the main simulation program when required. This program assigns attributes to the transaction parameters for representing ground transportation modal choice, ticketed or non-ticketed status, passenger group size and number of accompanying well wishers. The program contains three sections, (1) A Program Definition Statements Section, (2) Enplaning Passenger Creation Section and, (3) A Program Control Section. The Program Definition Statements Section defines matrix sizes, cumulative distribution functions and simulation variables. The Enplaning Passenger Creation Section generates enplaning passenger transactions and assigns well wisher numbers and transaction attributes. The program control section initiates linkage programs between the GPSS Auxiliary Program and the FORTRAN supporting sub-program FORTM. It also creates dummy transactions to begin and end the JOBTAPE.

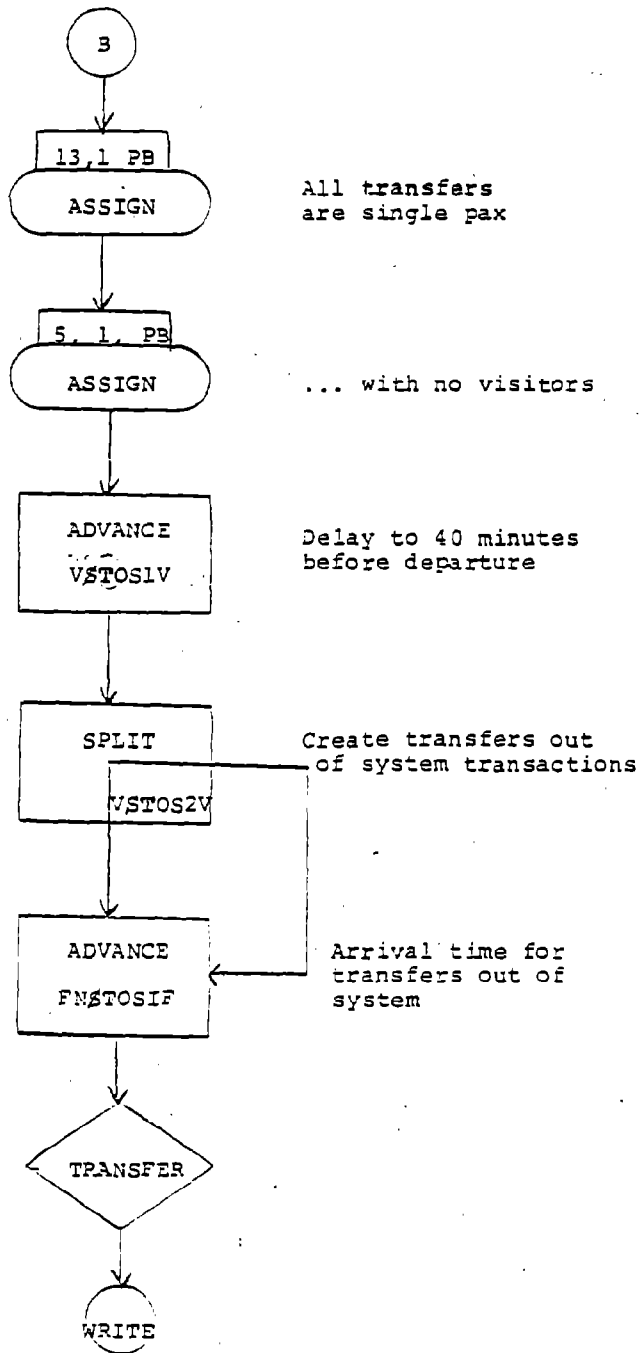
Program Definition Statement Section

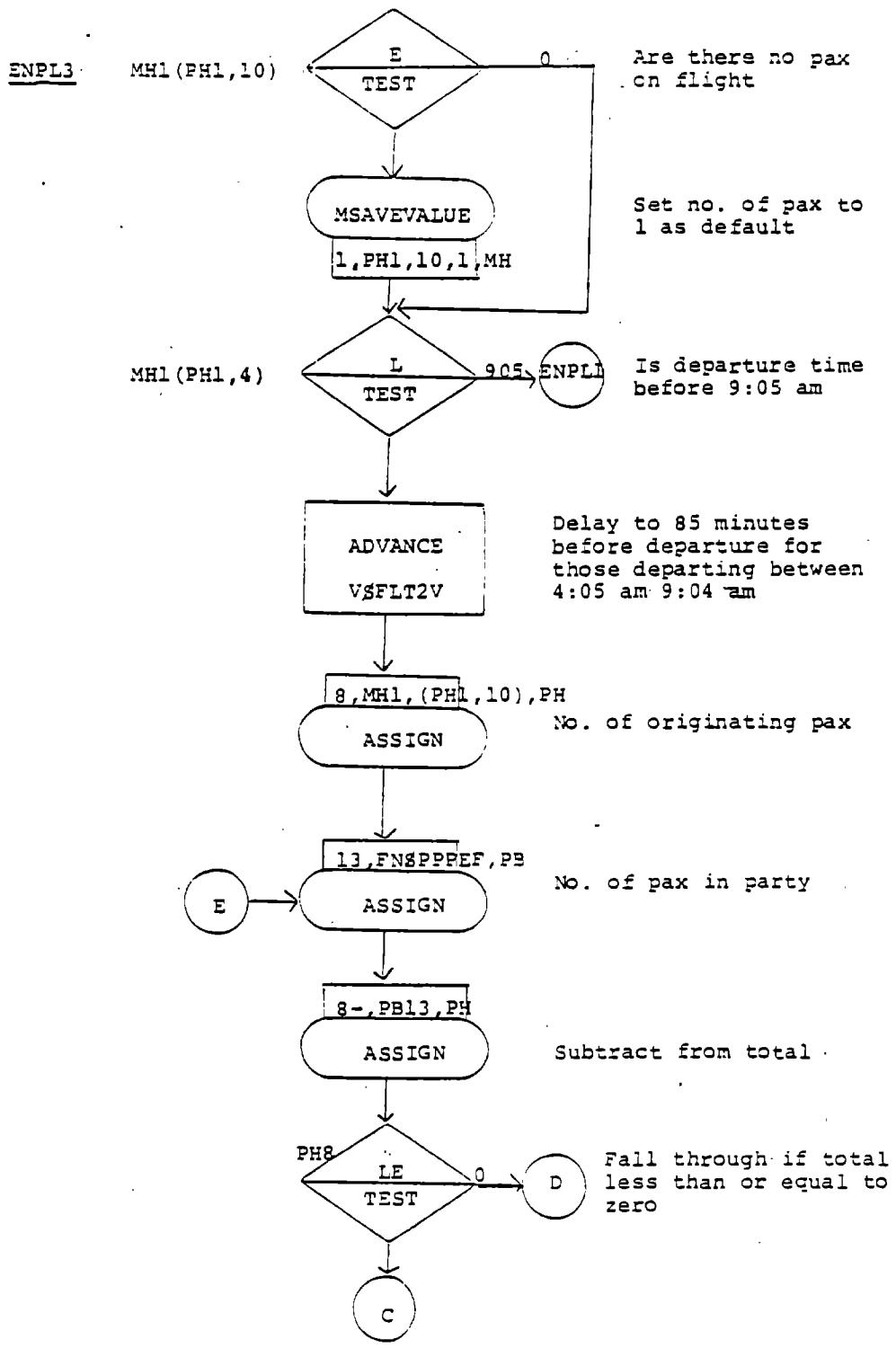
The section begins with an R MULT statement to specify starting numbers for random number generator multipliers. The subrouting FORTM is kept resident in core during the operation of this simulation by a LOAD block. Halfword save value 1 is defined as CLKXH by an EQU statement.

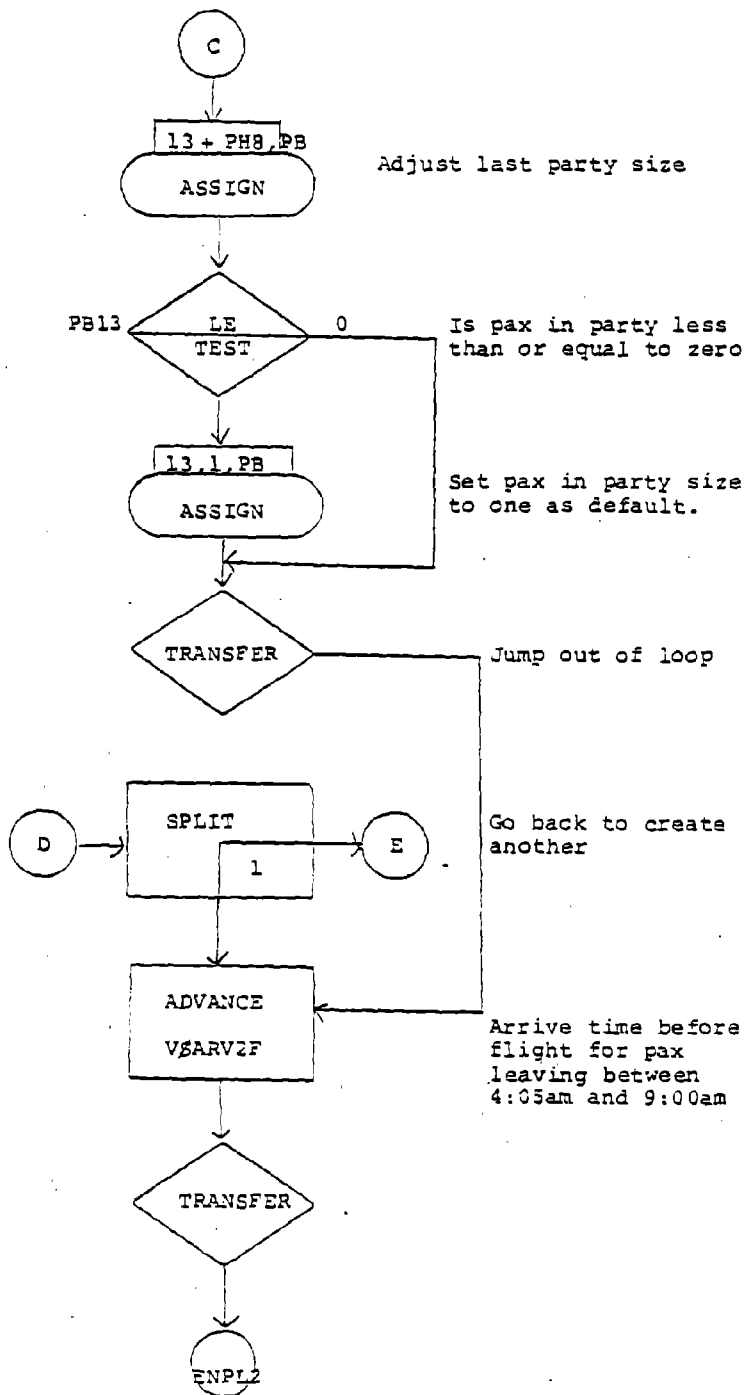
Auxiliary Program



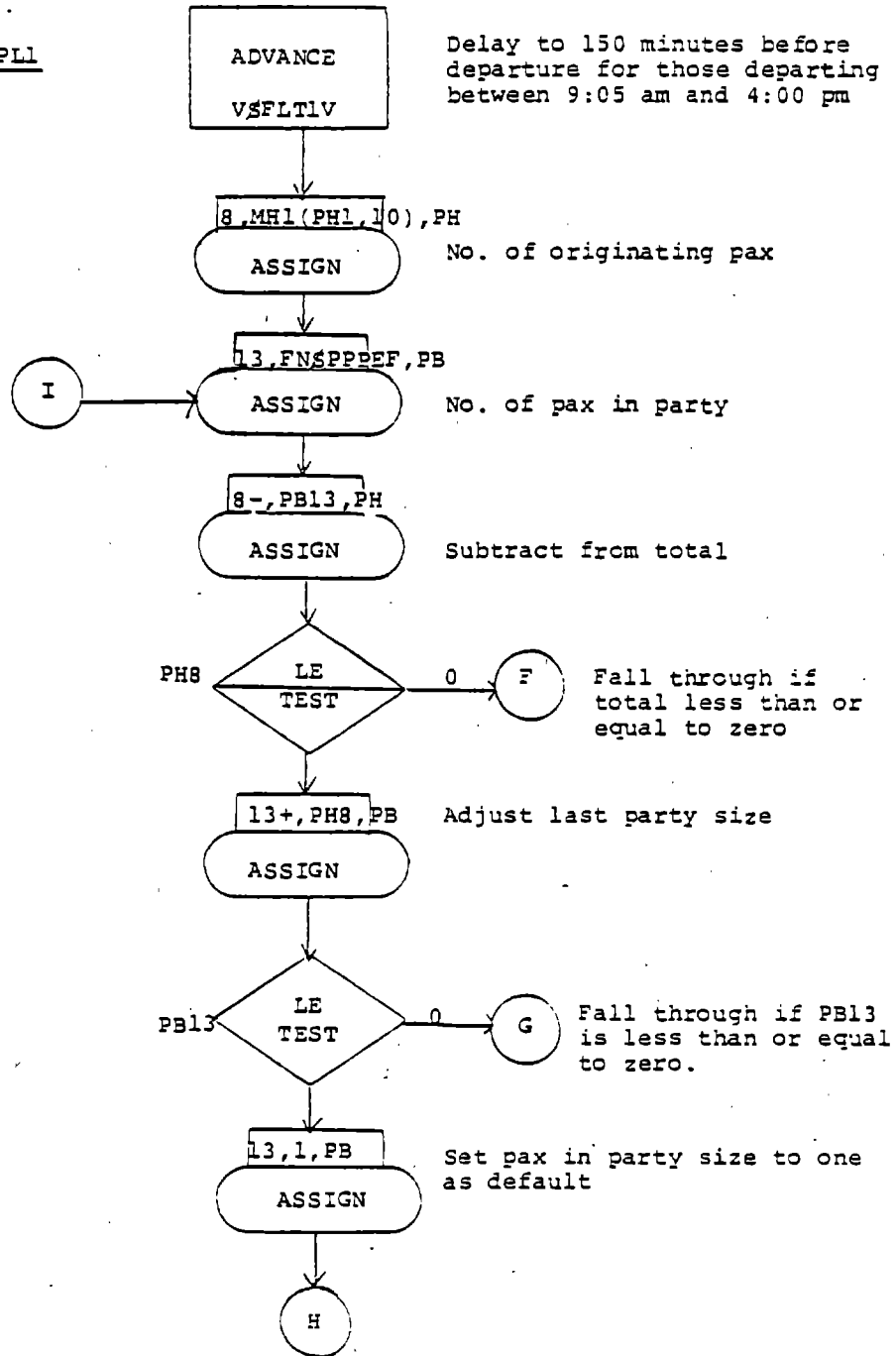


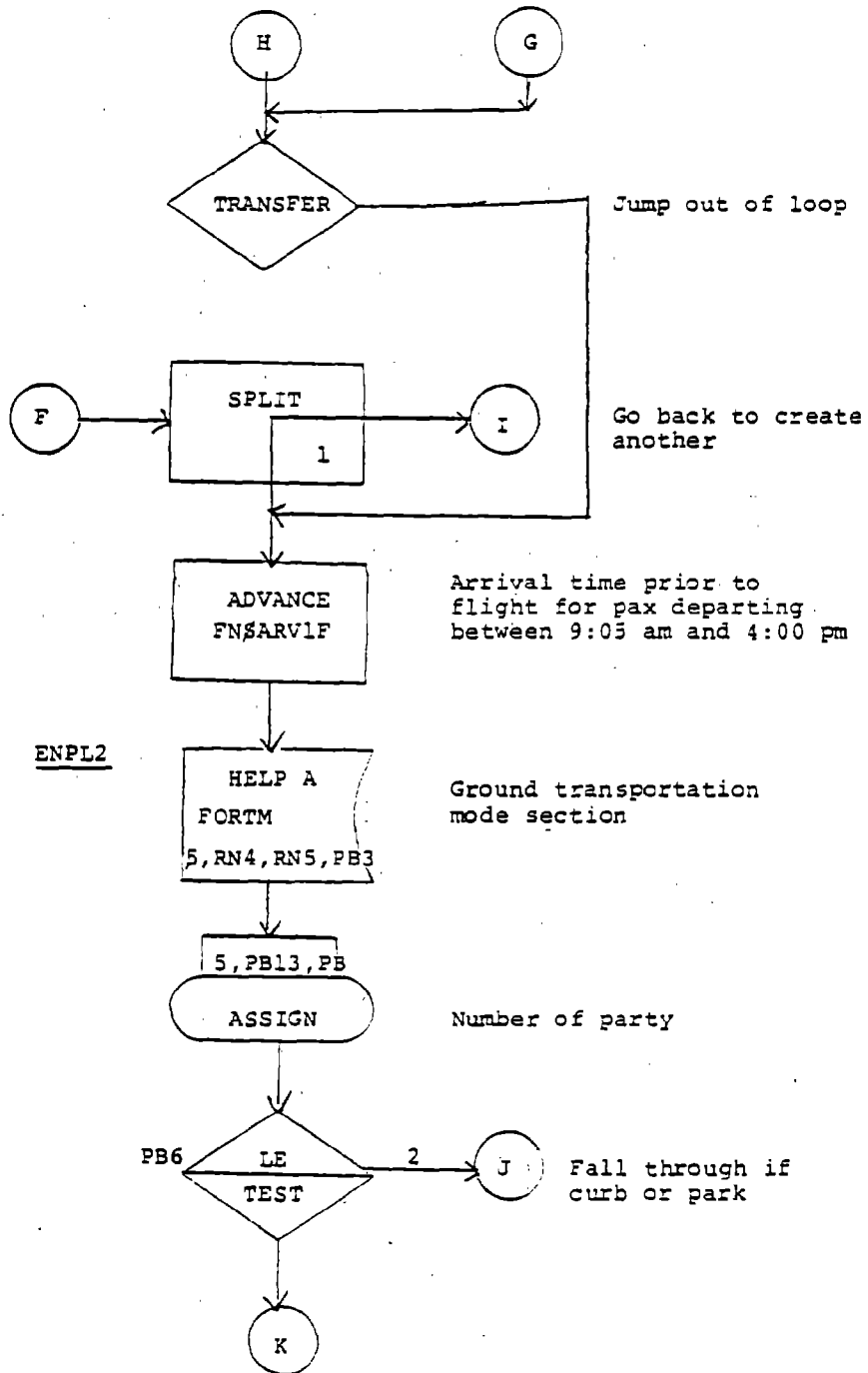


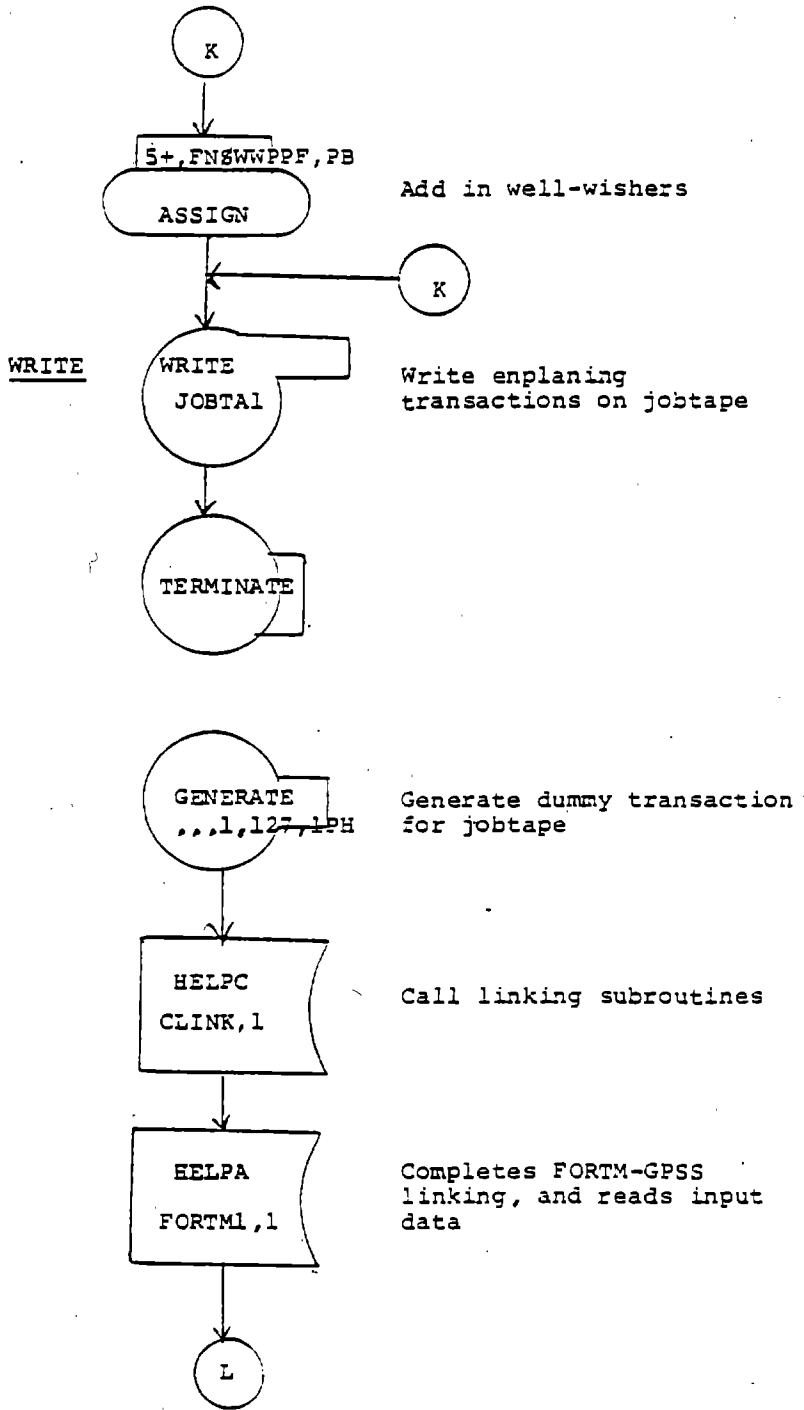


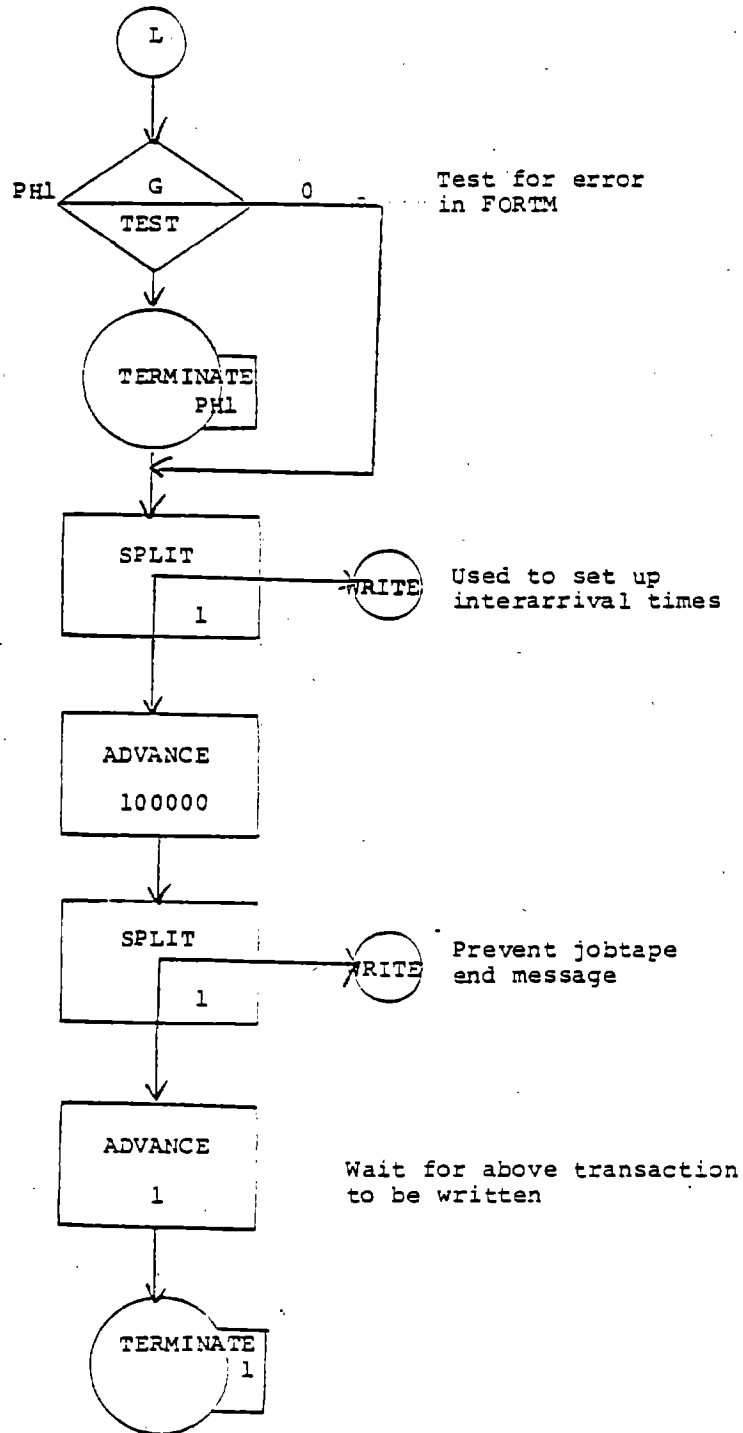


ENPL1









Data required for Auxiliary Program execution is contained in three matrices and five functions. Matrices used are: halfword matrix MH1, the flight schedule; halfword matrix MH4, the percent of enplaned passengers preticketed; and, floating point matrix ML2, ground transaction modal choice percentages. Information contained in these matrices is provided by input data read and placed in the matrix elements by FORTM.

The numbers of columns of MH1, MH4, and ML2 are represented by the entity symbols CMH01, CMH04 and CMLO2 respectively. These are assigned numerical values by SYN statements. These values will be transferred to FORTM by the use of a mnemonic link function which appears in the program control section and the assembler subprogram MNLINK called by FORTM

Matrix type and dimensions of MH1, MH4, and ML2 are specified by matrix definition statements. The column numbers used must agree with preceding SYN statements. Tables 1 and 2 describe matrix contents.

Functions used by this program are: ARV1F and ARV2F, arrival times at the airport landside of originating passengers PPEF, passengers per enplaning group; WWPPF, well wishers per enplaning group and TOS1F, the arrival times of transfer passengers at a concourse.

Because of a time dependence in arrival rates, two cumulative distribution functions are used to specify the

Auxiliary Program

Table 1

Contents of Flight Table Matrix MHI

<u>Column</u>	<u>Usage</u>	<u>FORTRAN Data Item</u>
1	Designates arriving or departing flight. Indicates completion of aircraft bag unloading for arrival flights. 0 = Arriving Flight 1 = Departing Flight 2 = Bag unloading complete -1 = End of table	ARRV DEPT
2	Flight number.	FLTNO
3	Airline number.	AIRLIN
4	Scheduled arrival or departure time.	TIME
5	Number of deplaning passengers met by private car.	
6	Flight arrival or departure time in minutes relative to simulation start time.	
7	Domestic, commuter, or international flight. Domestic is default value.	DOM = 1 INT = 1 COM = 1
8	Aircraft type.	AC
9	Gate number.	GATE
10	Numbers of originating or terminating passengers.	PAX - TPAX
11	Transfer passengers.	TPAX(1)
12	(a) Bag claim area for arriving flight. (b) Number of enplaning passengers waiting at departure lounge for boarding.	(a) BAG (b) No input data.

Table 1 (cont.)

<u>Column</u>		<u>FORTRAN Data Item.</u>
13	Number of through passengers on flight using terminal facilities.	TPAX(2)
14	Total terminating bags on arriving flight.	
15	Total transfer bags on arriving flight.	
16	Number of passengers originating from or proceeding to flights outside of simulated system.	TPAX(3)

Table 2.

Contents of Matrices MH4 and ML2

<u>MH4</u> <u>Element</u>	<u>Usage</u>	<u>FORTRAN Input</u> <u>% Pricketed Card</u>
1,1	Percent of enplaning passengers preticketed for domestic flights.	DOM
1,2	Percent of preticketed enplaning domestic passengers proceeding from terminal entrance directly to security.	DOMDIR
2,1	Same as 1,1 for commuter flights.	COM
2,2	Same as 1,2 for commuter flights.	COMDIR
3,1	Same as 1,1 for international flights.	INT
3,2	Same as 1,2 for international flights	INTDIR

<u>ML2</u> <u>Element</u>	n = 1/2/3 DOM/COM/INT	<u>FORTRAN Input</u>
n,1	Percent of enplaning passengers using auto mode	PVTCAR
n,2	Percent of enplaning passengers using rental car.	CRENT
n,3	Percent of enplaning passengers using bus or limousine.	BUS
n,4	Percent of enplaning passengers using taxi.	TAXI

starting times of transactions representing originating passengers. ARV1F is the distribution of arrival times prior to flight of passengers on flight departing between 0905 and 2400 hours. ARV2F is the distribution used for all other departure times.

The arrival time distribution, TOS1F, is used for simulation of transfer passengers when the system modeled does not include all concourses of an airport under study. The transfer passengers in this case originate outside the system. This function provides a starting time for transactions representing this passenger type.

Variable FLT1V and FLT2V delay the entry of a transaction into the simulation until 150 and 85 minutes respectively. FLT1V is used for transactions representing originating passengers of flights departing between 0905 and 2400. FLT2V is applied to all other originating passenger transactions representing transfers outside the system until 40 minutes before flight departure. A fourth variable, TOS2V is equated to MHI(PH1,16)-1. This is the number of passengers originating outside the system, minus one.

Enplaning Passenger Creation Section

A single transaction representing all departing flights is generated. This has a priority level 10 and contains 11 halfword parameters and 14 byte parameters. This transaction will later be split to represent each flight and subsequently split to represent individual passenger groups. Table 3 lists

Table 3.

Passenger Transaction Parameters

Halfword Parameters

- PH 1 Flight table row number
- 2 Current location, point number
- 3 a. Maximum random number from subroutine BAGS for deplaning passengers.
b. Passenger storage number in deplaning curb logic.
- 4 Address parameter,
- 5 Scratch parameter. Initially contains gate number for deplaning passenger. Used to designate GPSS storage and queue numbers during passenger processing.
- 6 a. User chain number for bag claim simulation.
b. Storage number of deplaning curb.
- 7 Facility matrix, MH9, row number for current processing operation.
- 8 Scratch.
- 9 Cumulative walking time.
- 10 Transaction sequence number for passenger and greeter matching.
- 11 Cumulative passenger waiting time.

Byte Parameters

- PB 1 GPSS number of processing function assigned to this transaction.
- 2 Pointer indicating current step of processing function.
- 3 Flag indicating type of flight (1 = Domestic, 2 = Commuter, 3 = International).
- 4 Number of bags.
- 5 Number of passengers and visitors in party
- 6 Mode of ground transportation (PVT CAR CURB=1, PVT CAR PARK=2, RENTAL=3, BUS or LIMO=4, TAXI=5)

Table 3 (cont.)

- PB 7 Flag indicating deplaning or enplaning passenger.
0 = Deplaning 1 = Enplaning
- 8 Flag indicating category of deplaning passenger.
1 = Terminating 2 = Transfer
3 = Transmit 4 = Transfer out of system
- 9 Flag to designate ticketed or non-ticketed status.
- 10 Car rental agency number.
- 11 Number of facility type currently entered by transaction.
- 12 Flag to designate meeting location of deplaning passenger and greeter.
Gate = 1
Bag Claim = 2
Ticketing = 3
- 13 Passengers in party.
- 14 a. GPSS number of bag per passenger distribution function.
b. Parking lot number.

the information contained in the transaction parameters describing the passenger group.

Byte parameters 2 and 7 are assigned a value of 1, to respectively initialize the process function pointer and mark the transaction as a representation of an enplaning passenger. At block ENPLO, PH1 is first initialized to a value of 1 and on successive passes is incremented by one to represent the flight table row subscript.

A loop beginning at ENPLO and ending with the block SPLIT 1, ENPLO creates a transaction for each departing flight. The element PH1,1 of MH1 is tested for a negative value contained in the row following the last flight. The last transaction is terminated for this condition. All previous transactions are tested for a value of 1 in MH1(PH1,1) to determine if the row represents an arriving or departing flight. Arriving flights are ignored in the Auxiliary Program and a branch back to ENPLO is executed. Departing flight transactions continue to the SPLIT 1, ENPLO block. The parent transaction proceeds to the next block and the copy transaction to ENPLO for the next flight.

Flight type and gate number are assigned to PB3 and PH5 from columns 7 and 9 of MH1, respectively. A split block to generate two types of enplaning passengers sends one copy to ENPL3. The first category consists of transfer passengers originating outside of the system. The model tests MH1(PH1,16)

for values less than or equal to zero to determine if any passengers of this class were input to the flight schedule. If none, the parent transaction is terminated. For positive values, PB8 is assigned a value of 4 to mark this transaction as a transfer out of the system and PB13 and PB5 are set to one to indicate a single passenger with no visitors. The time of entry into the simulation is first calculated as 40 minutes before flight departure time by the variable TOS1V. A SPLIT block creates all of the transactions to fill the number, TOS2V, of transfers out of the system for this flight and directs them to the next block. Individual transactions are further assigned a simulation entry time between 20 and 40 minutes before flight time by delaying them a time randomly selected from the function TOS1F. When the simulation clock advances to this entry time, they are transferred to the WRITE block for writing onto the JOBTAPE.

At ENPL3, transactions representing originating passengers test MH1(PH1,10), for a zero value for this occurrence, a default value of 1 is placed in the element. Otherwise, the program branches to a test of the flight departure time in MH1(PH1,10), to determine if it occurs between 0000 and 0905. For departures outside this interval, the program branches to ENPL1. Flights inside the interval proceed to the next block which holds the transaction until 85 minutes before departure. Transaction parameter PH8 is made equal to the number of originating passengers. The number of passengers in a party is assigned to PB13

by a random draw of function PPPEF. These are subtracted from the total in PH8. A test is performed to determine if PH8 is zero or negative. A positive value, indicating that more passenger group transactions will be required, transfers the transaction down to a SPLIT block. This creates a copy transaction to represent another passenger group and transfers it back to assign PPPEF to PB13. A zero or negative value of PH8 allows the transaction to drop through to the next block where the value in this parameter is added to PB13 to adjust the last party size. If PB13 becomes negative, the value of this parameter is made equal to 1. The transaction transfers out of the loop to an ADVANCE block which further delays the transaction activity by an amount obtained from a random draw on function ARV2F.

Flights departing between 0905 and 2400 are routed to ENPL1. The creation of passenger group transactions is performed exactly as before except that these are delayed by variable FLTLV and a random draw on function ARV1F.

After delays, all transactions proceed to ENPL2 for a HELPA call to subroutine FORTM. Random numbers produced by generators 4 and 5 and flight type in PB3 are used as operands. The subroutine assigns a preticketed status and ground transportation modal choice to PB9 and PB6, respectively.

The number of passengers in the party is assigned to PB5. If PB6 is 1 or 2, indicating a private vehicle proceeding to curbside or parking lot, well wishers are added to PB5, based upon a random draw on function WWPPF.

All transactions are written in time sequence on JOBTAL at location WRITE. These transactions are then terminated.

Program Control Section

A single transaction with priority level 127 and one halfword parameter is generated to initiate and, subsequently, to terminate the activity of the Auxiliary Program. A HELPA call to subroutine CLINK initiates linking of this program and the supporting FORTRAN subroutine FORTM. The next block is a HELPA call to FORTM which completes the linking. After execution of this statement, any HELPA call to FORTM appearing in the Auxiliary Program will operate with two-way communication between the two programs. FORTM also reads input data and places the information in matrices MH1, MH4, and ML2. Any errors detected by FORTM are indicated by setting PH1 of this transaction to a value greater than zero. Upon return from FORTM, PH1 is tested for a value greater than zero. For this condition, the transaction is terminated with a termination count equal to PH1 and the simulation stops.

A zero value of PH1, when no errors are indicated, transfers the transaction to a SPLIT block. The copy is sent to the program location WRITE to become the first transaction on the JOBTAPE. This is performed to provide an initial time, coincident with the start of the simulation to which all succeeding transaction arrival times are referenced on the JOBTAPE.

The first dummy transaction is terminated immediately after entry into the main program from the JOBTAPE.

The original transaction is delayed 100,000 seconds, a time far exceeding a normal simulation time length. Following this delay, the transaction is again split and the second copy is written as the last transaction on the JOBTAPE. This writing prevents an END OF JOBTAPE message during main program execution.

The original transaction is delayed 1 second to permit the WRITE block to execute before the final terminate block is executed. When this occurs the termination count is incremented by 1.

List function number 1 is used to transmit values between the main program and FORTM. Mnemonics are used as Y values of this function. These mnemonics have been previously assigned numerical values by the program. Corresponding mnemonics are used in the FORTRAN subroutine FORTM after calling subroutine MNLINK. Values represented by these mnemonics may be passed in either direction. The entity symbols CMH01, CMH04, CMLO2 and CLKXH were previously assigned values by SYN statements and are passed to FORTM. This list is placed in this program location for potential expansion for future requirements. Any GPSS entity symbolically represented may be used in this function.

A START statement with a run termination count 1 starts the program and normally stops it after the control transaction is written on the JOBTAPE. This block will also cease program operation if errors are determined in the subroutine FORTM.

MAIN PROGRAM

General Description

The Airport Landside Simulation main program enacts the movement of passengers and visitors through the terminal area. This program generates deplaning passenger and greeter transactions, merges them with enplaning passenger and well-wisher transactions generated by the auxiliary program and models their flow through a sequence of simulated landside processing facilities. Flow, waiting time, queue length and occupancy data are produced for analysis.

The main program contains the following sections: program definitions area, deplaning and enplaning logic sections, facility modules, control section, timer section, transfer flight schedule area, and facility server reallocation section. This document describes those sections in detail and provides a flow chart of GPSS blocks used.

PROGRAM DEFINITIONS AREA

This section contains a description by statements defining limits of GPSS entity numbers, system instructions, SYN and EQU statements to identify facilities, matrix definition statements, function and variable definitions and table definition statements.

Limits on GPSS entity numbers are established by REALLOCATE statements. This program requires entity limits differing from those provided by default values. The program listing contains the values currently used for this simulation model.

System instructions includes an RMULT statement to provide different random number sequences by changing random number generator multipliers. A LOAD statement retains the FORTRAN subroutine, FORTM, and the assembler subroutine BAGS, in core during program execution. The GPSS output module, DAGO6, and an assembler program XACNO, are also kept resident. A JOBTAPE statement defines JOBTAL as the file of enplaning passenger transactions created by the auxiliary program, and ENPLO as their entry block.

SYN statements are used to pass argument values symbolically to the FORTRAN subroutine, FORTM. A list function in the timer section contains the entity symbols used in the SYN statements as Y values. A HELPA call to FORTM provides a call to the assembler program MNLINK. The arguments of the FORTRAN CALL statement contain variable names which are positionally identified with the list function Y values after MNLINK is executed. The absolute values of the symbols are assigned by the SYN statements of this section

and are passed to FORTM. These values specify the first entity numbers assigned by EQU statements used to reserve a sequenced set of GPSS entities. The sequential set is used for simulation of all landside facilities of a given type, for example, all security stations. The types of GPSS entities specified are logic switches, user chains, queues and storages. When the program is executed, the number contained in the EQU sequential set size field for a given facility type must equal or exceed the input parameter FACNO for that type.

SYN statements are also used to transfer the number of columns contained in matrices to FORTM. Halfword matrices 1 through 4, 6 through 9, and floating point matrix 2, utilize this feature.

Matrix definition statements specify matrix numbers type and size. Numbers of columns must agree with preceding SYN statements. Contents of halfword matrices 2, 3, five, 6, and 7 are listed in Table 4. Information for halfword matrix 8 is in Table 5 and matrix 9 in Table 6. Matrices MH 11 and MH 12 are one column matrices used to accumulate counts of persons entering and leaving concourses.

Floating point matrix, ML1, is a single row, 127 column matrix used as a table of floating point random numbers ranging from 0.0 to 1.0. This matrix is filled with random numbers by a group of blocks in the timer section.

TABLE 4

CONTENTS OF MATRICES 2, 3, 5, 6, 7

MH2 - Airline Information Table

1 row per carrier

<u>Column</u>	<u>FORTRAN Input Variable</u>
1 - Enplaning curb facility no.	Epcurb
2 - Per cent preticketed pax using express check-in (0 = No Express Check-in)	Expchk
3 - Enplaning curb point for bus stop (If different from column 1)	Bustop

MH3 - Table of Points

1 row per carrier

<u>Column</u>	<u>FORTRAN Input Variable</u>
1 - X - coordinate	POINTX or XY(1)
2 - Y - coordinate	POINTY or XY(2)
3 - Nearest exit point no.	
4 - Nearest entrance point no.	

MH5 - Transfer Flight Table

Contains MH1 row of departing flights taking transfer passengers

MH6 - Walking time between points.

MH7 - Used as work area by bag claim routines

1 row for each possible random number, 1-64, generated by "BAGS"

TABLE 5

MH8 - Used to access facility data in MH9 (contains same information as FORTRAN 'NFASCM' array)

	<u>Number of Facilities in Type</u>	<u>Index Number of Facility Type</u> (one less than number of first facility in type in MH9)
Gate	1,1	1,2
Check-in	2,1	2,2
Security	3,1	3,2
Bagclaim	4,1	4,2
Customs	5,1	5,2
Entrance	6,1	6,2
Exit	7,1	7,2
Enplaning curb	8,1	8,2
Transfer (stairs, etc.)	9,1	9,2
Parking	10,1	10,2
Rentacar	11,1	11,2
Deplaning curb	12,1	12,2
Immigration	13,1	13,2
Tickets & check-in	14,1	14,2

TABLE 6

MH9 - Facility Table

1 Row per actual or dummy facility

Column

- 1 Facility type
- 2 Facility number within type
- 3 Location (point Number)
- 4-6 Used to identify a facility with other model components

<u>Facility(1)</u>	<u>Column No.</u>	<u>Facility(2)</u>	<u>FORTRAN Input Variable</u>
Bagclaim	4	Deplaning curb	NDELPC
Customs	4	Deplaning curb	NDELPC
Gate	4	Security	NSECUR
Gate	5	Immigration area	NIMMI
Immigration	4	Customs	NCUST
Rentacar	4	Agency code	AGENCY
Rentacar	5	Parking	NPARKL
Tickets & Check-in	4	Airline Code	AIRLIN
Concession	4	Security	NSECUR

The halfword matrices 1 and 4, and floating point matrix 2 have been described previously in Tables 1 and 2 of the Auxiliary Program Description Section.

Functions defined in this section of the program are used for three purposes: (1) retention of program locations representing processing facilities encountered by passenger and visitor transactions, (2) selection of functions containing these locations by random numbers draw; and (3) provision of random variable values to the program by describing cumulative distributions subject to random draw during program operation.

The first group are lists of numerical-valued functions containing symbolic program locations required to be accessed by all transactions of a class. For example, the deplaning domestic passenger is assigned the function DDPlF. Processing of this passenger requires routines to the concourse exit, CNCRO; a rental car counter, RCARO; bag claim, BAGCO; terminal building exit, EXITO; and a ground transportation facility, CGTRO at each of these locations, a transaction parameter is examined to determine if further processing is required. When no processing is simulated the transaction is directed to the next location contained in the function. Otherwise, processing is completed and the transaction is directed to the next program location. The program presently uses 22 functions of this type to describe movement of passengers, well-wishers and greeters through the landside.

Selection functions are either entity functions or discrete attribute-valued functions. Entity functions are used by transfer or transit passenger transactions to select routing functions based upon a random number draw. The X values are treated as arguments of discrete numerical valued functions. The argument values are supplied by a random number generator. Y values are function names.

The other type of selection function used selects ticket counter processing time based upon the airline number of the transaction currently being processed. A discrete attribute valued function performs this task. A list of the selection functions is contained in Table 7.

Cumulative distribution functions used by this program are continuous or discrete. Continuous functions describe landside facility service times, unloading times or empty vehicle parking times. Discrete distributions are used to assign quantities to transaction parameters. For example, passenger and visitor group sizes or number of bags are assigned by random selection from this function type. A list of numerical valued functions is contained in Table 8.

Arithmetic variables are used for assignment of service times to facilities. Values of functions representing the service time distribution are multiplied by the halfword representing the scale factor SCLXH. When service times are applicable to individuals instead of passenger groups, the service time is determined by multiplying the value from the distribution, the scale factor and PB13, then number of passengers

TABLE 7

Functions Used for Selection

TADF - Transfer passenger, long-stay/different concourse
TDLSF - Transfer passenger, long-stay/same concourse
TDLSF - Transfer passenger, short-stay/different concourse
TDSSF - Transfer passenger, short-stay/same concourse
TDPXF - Transit passenger
ATKIF - Choose airline ticket/check-in variable
BUNIF - Baggage unload entity function (aircraft type)

TABLE 8

Cumulative Distribution Functions

Continuous Functions

- BUN2F to BUN3F - Baggage time to claim area by aircraft type
- CHK1F to CHK4F - Ticket check-in time by airline
- GAT3F to GAT4F - Gates process time by airline
- IMM1F - Immigration process time
- CUS1F - Customs process time
- PAR1F - Parking lot exit service time
- RCA1F - Car rental processing time
- SEC1F - Security service time per person
- CSCKF - Curbside checkin process time

Discrete Functions

- PPPDF - Passengers per party deplaning
- GRPPF - Greeters per party (parties with greeters only)
- DBAGF - No. of bags - domestic flight
- RCAZF - Car rental agency selection

plus visitors in the group. A list of service time variables is given in Table 9.

Other arithmetic variables are used to calculate aircraft and vehicle unloading times, numbers of transactions assigned to ground transportation modes, starting times relative to flight departures and GPSS storage numbers for deplaning and enplaning curbs, double parking and storage areas. Two arithmetic functions are used for random number generation.

Boolean variables are used for testing conditions at curbside to determine if congestion due to double parking will cause queueing of traffic attempting to bypass a section. Other Boolean variables test passenger transaction parameters for transfer passengers status and preticketed status.

TABLE 9

Service Time Variables

CHK1V - CHK4V	-	Ticket and check-in time by airline
CUS1V	-	Customs time
GAT3V to GAT4V	-	Gate service time by airline
IMM1V	-	Immigration
PAR1V	-	Parking lot service time
RCA1V	-	Car rental checkout time
SEC1V	-	Security service time (party)
CIRCV	-	Vehicle recirculation time

Control Section

This section provides a method of routing transactions from one program logic section to another. Routing functions are assigned the byte parameter 1 by other program sections such as the enplaning and deplaning passenger logic. The transaction is transferred to the control section which, in turn, transfers it to the next program location.

The first statement of the control section at CTRL0 assigns the value of the function contained in PB1 to PH4. The argument of the function is contained in PB2. Byte parameter 2 is assigned a value 1 when the transaction is created. After the transaction is routed through CTRL0, the second block of this section increments PB2 by 1. This will make PB2 point to the next value of the routing function if the transaction is later returned to CTRL0. The third block of this section CTRL1 transfers the transaction to the program location contained in PH4. This location is normally the current value of the routing function in PB1.

When a transaction is directed to a location outside the routing function, the transfer is performed without incrementing PB2. Under this condition, the program logic section specifying the transfer, places the name of the next program location in PH4 and directs the transaction to CTRL1. An example of this operation is in the enplaning curb logic. A vehicle transaction unable to locate a parking space has the

address of the recirculation road logic placed in PH4 and is transferred to CTRL2 to effect this routing. After simulating the recirculation process the vehicle is directly transferred to the enplaning curb logic. Successful use of the simulated curbside will then provide a transfer to CTRL0 to continue transaction routing according to the PBI function.

A special purpose block at CTRL8 transfers deplaning passenger transactions using the parking lot from the ground transportation module to the location PARKO. This location is the starting block of a module representing the parking facility payment booth. The transfer is unconditional for transactions entering the CTRL8 block.

Secondary functions of the control section are, (a) the provision of ground transportation facility program locations to represent buses and (b) provision of locations for transaction terminations after simulation of landside processing is completed.

For transactions representing terminating deplaning passengers, the selection function CTRLF routes the transaction to the deplaning curb, parking facility, or rental car parking facility. The mode selection defined in PB6 determines the facility. Program locations to represent these facilities are placed in PH4 at CGTRO and the transfer is executed in the next block. Originating enplaning passenger transactions use the function CTR2F to select the enplaning curb parking facility or rental car return location. Transfers are performed by the value in PH4.

Transactions representing buses are generated at intervals specified by input data. The time between creation of transactions is ABUXH for buses proceeding to the enplaning curb and DBUXH for buses departing the deplaning curb. These are rotated to program locations ENPC6 and DPLC6 respectively.

The section providing transaction termination begins at the block DEP99. The total walking time PAXWT, accumulated on the landside is recorded by a TABULATE block for each transaction routed to DEP99, END99, or TRX99.

This section also tabulates the total simulated waiting time spent on the landside by transactions. A new table is produced for each simulated hour. The hour is designated by the value of the byte savevalue PXTBN. The transaction is entered into the table by a second TABULATE block and then terminated.

In general, deplaning passenger transactions are routed to DEP99, enplaning passenger transactions to ENP99 and transfer passenger transactions to TRX99.

DEPLANING PASSENGER LOGIC

This section of the program generates transactions representing individual flights. It then creates greeter and deplaning passenger transactions through the use of SPLIT blocks. Attributes assigned to transaction parameters by this section include: number of bags, meeting location, modal choice, sequence numbers for passenger-greeter matching, process function, party size, and parking lot number. The deplaning passenger logic simulates the discharge of passengers from the aircraft and performs the matching of those deplaning passenger and greeter transactions assigned to meet at the airplane gate.

An initial GENERATE block provides one transaction of priority level 10. This transaction contains 11 halfword parameters and 14 byte parameters which are available for attribute assignment. The process function pointer, PB2, is initialized to 1. A copy of this transaction is sent to program location XFLTO to initialize a table of transfer flights in halfword matrix five. An ADVANCE block delays the original transaction by one second to permit the transfer table initialization before flight and passenger transaction creation.

Byte parameter 11 is assigned the value 1 to indicate that the transaction begins activity at the gate. A loop beginning at program location DEPLO creates a transaction for each arriving and departing flight. At DEPLO the MH1 row counter, PH1, is incremented by 1 each time a transaction passes through the block. Column 1 of each row of MH1 is tested for a negative value. The row after the last flight in

the schedule contains the value -1 in this position and the last transaction is terminated when this is reached. Rows representing flights cause the transaction to branch around the terminate block to an ADVANCE block. At this location, the transaction is delayed until the difference between MHL (PH1,6), the flight arrival or departure time relative to simulation start, and the absolute clock time is one hour. A SPLIT block completes the loop by sending the flight transaction to the next block and the copy back to DEPLO.

The flight transaction proceeds to a TEST block to determine if an arriving or departing flight is represented. Departing flights proceed to program location GATE9, where the boarding process is simulated. Arriving flights transfer to DEPL5. At this location, the value 1,2, or 3 is assigned to PB3 to indicate if the flight is a domestic, commuter or international type, respectively.

Byte parameter 3 is tested for a value of 1. Non-domestic flight transactions are transferred to DEPL1. Domestic flight transactions are assigned DDPLF, the routing function for domestic passengers to PB1, and DBAGF, the bag distribution function for domestic passengers, to PB14. These transactions are then transferred to DEPL3.

At DEPL1, PB3 is tested for a value of 2. Commuter flight transactions proceed to the next block where the commuter passenger routing function, DCPLF, is assigned to PB1. The commuter bag distribution function, CBAGF, is assigned to PB14 and the transaction transfers to DEPL3.

International flight transactions are transferred from DEPL1 to DEPL2. At DEPL2, the international deplaning passenger routing function DIPLF, is assigned to PBl. Byte parameter 14 is assigned IBAGF, the international passenger bag distribution function. This type of transaction proceeds to the next block at location DEPL3.

At DEPL3, the halfword savevalue SEQ1H, used for assigning sequence numbers to transactions, is tested for a value equalling or exceeding 32,000. Under these conditions, SEQ1H is reset to zero, then the transaction proceeds to the first of three consecutive SPLIT blocks. Otherwise, the transaction is transferred directly to the first SPLIT block.

Three program locations, DEP25, DEP15 and DEP17 are the destinations of the copy transactions from the SPLIT blocks. At DEP25, the transaction is initiated which will represent greeters using both the parking facility and the curbside after meeting passengers inside the terminal building. Greeter transactions to be created for merging with terminating passenger transactions after meeting inside the terminal building and departing the airport directly from the parking facility are started at DEP15. Program location DEP17 is the starting point for transactions to be generated representing greeters meeting passengers at curbside.

The flight transaction proceeds to DEPL7 where the creation of deplaning passenger transactions is initiated. A percentage of these passenger transactions will be matched

later with greeter transactions at locations specified by the logic of both the following sections and the sections creating deplaning passengers.

The first copy transaction proceeds to DEP25 where PB6 is given a value of 1 to indicate that the curbside will be used after parking. The number of greeters in this category for this arriving flight is determined by the variable FLT2V. This number is assigned to PH8. The transaction transfers to location DEPl6 to Test PH8 for the existence of this greeter type on this flight. If PH8 is zero, this copy transaction is terminated. For non-zero values of PH8, the transaction bypasses the TERMINATE block and adds the number in PH8 to MH1 (PH1,5).

The random number table in ML1 is used as the argument of functions which will assign the numbers of passengers per party and bags per party to be transacted. The MH1 row number, PH1, is used to assign the starting column of ML1. Variable DPL3V is PH1, mod125 and is assigned to PB10 to designate starting the ML1 column number for this flight. At DEP 12, PB10 is incremented by one, then tested for a value in excess of 124. When PB10 is greater than 124, it is reset to 1.

The value of the function PPPDF; the number of passengers per deplaning party, is subtracted from the total on the flight. PB10 is increased by 1, then the number of bags drawn from the function contained in PB14 by using ML1 (1,PB10) as the argument value, is assigned to PB4. The

pointer PB10 is again incremented by 1 and then the random number drawn from ML1(1, PB10) is tested for a value less than or equal to GRGXL, the percentage of passengers meeting greeters at the gate. When this condition occurs, the transaction is marked for gate meeting by assigning the function GREGF to PB1 and the value 1 to PB12. This transaction type is then transferred to DEPl4.

Greeter transactions not meeting at the gate are transferred to a TEST block to determine if the passenger to be greeted will have checked bags. The number of bags is contained in PB4 and is tested for zero.

For the zero value, the function GRELF is assigned to PB1. This function routes the greeter to the enplaning level for meeting the deplaning passenger in the ticket lobby.

Greeter transactions with a non-zero value in PB4 are assigned the function GREBF. This directs all remaining greeters proceeding inside the terminal building to the bag claim area for meeting.

Halfword parameter 8 is tested for a value greater than zero to determine if another greeter transaction is required. When PH8 is greater than zero, a copy transaction is sent back to DEPl2 by a SPLIT block to become the next greeter transaction. The parent transaction from the SPLIT block is assigned the parking lot number in PB14 and the number of greeters in PB5 from the distribution function GRPPF. The sequence counter, SEQ1H, is incremented by 1 and the current value is assigned to PH10.

The transaction is held at an ADVANCE block for a time duration drawn from the function DCA2F, the distribution of arrival times at the landside for greeters. The times of greeter arrival are between one hour prior to flight arrival and 10 minutes after. After departure from this block, the transaction proceeds to CTRL0 to begin simulation activity with routines prescribed by the function assigned to PB1.

The second copy transaction proceeds to DEP15. Byte parameter 6 is assigned a value of 2. This indicates that only this parking facility will be used by the greeter vehicle. After greeter and terminating passengers are matched inside the terminal building the group departs the landside directly after leaving the parking facility. The numbers of greeters from this category is calculated from the variable FLT3V and assigned to PH8. At the next block, DEP16, the test is performed for the existence of this greeter type in PH8. All further processing of this transaction is identical to that of the first copy transaction.

The third copy is routed to DEP17. The value 1 is assigned to PB6 to indicate curb usage. This transaction will represent greeters meeting their assigned passengers at this curbside. The number of passengers of this category is determined by the variable FLT4V and is assigned to PH8. A test is made to determine if PH8 is zero. The absence of this greeter type terminates this copy. When greeters of this type

are to be simulated, the number of these is added to the total of terminating passengers with greeters. This number is contained in MH1 (PH1,5). The starting column number of the random number table in MLI is placed in PB10 as before. Halfword parameter 4 is given the program location DCARO as the first and only destination for this transaction.

The table pointer is incremented as before and the party size is drawn at random from PPPDF and subtracted from PH8. The number of bags is also determined and assigned to PB4. A test determines if PH8 is greater than zero. When true, indicating more greeter transactions are required, a copy is sent back to DEPL3 to represent the next greeter group. The parent transaction has zero assigned to PB14, GRPPF to PB5 and a sequence number, SEQ14, assigned to PH10. The transaction transfers to CTRLI which will affect the transfer to DCARO. The greeter arrival time function DCA2F, is located at DCARO.

The original flight transaction is transferred to DEPL7 and will be used to generate all deplaning passengers for the flight. At DEPL7 the transaction is held until flight arrival time by an ADVANCE block, which delays further processing for 3600 seconds. A GATE block holds back succeeding aircraft until this baggage unloading logic, following location BUNLO, resets logic switch DPL1G. This allows deplaning passenger transactions for this flight to execute the assembler subroutine BAGS without interference from a simultaneously arriving flight. After the GATE block is passed, DPL1G is placed in a

set condition by this transaction. The gate number of the flight in MH1 (PH1,9) is assigned to PH5 and also to PH7. The point number of the gate is assigned to PH2.

The maximum passenger unloading time ACUNL is calculated by multiplying the total number of passengers by 3 seconds and adding 90 seconds. A SELECTLR block places the number of the first chain between the limits CHA1B and CHA2B in a reset condition into PH6. Numerical values of these limits were previously set by EQU statements. A LOGICS statement places this chain in a set condition. The chain represents a bag claim device which will hold the passenger transactions in the bag claim logic until all bags are delivered from the flight.

Three split blocks route copy transactions to DEPL4, DEPL6 and DEPL0 to initialize the generation of transactions representing terminating, transit and transfer out of system passengers, respectively. The parent transaction proceeds to a TEST block to determine if a flight is available in the MH5 (1,1) element of the transfer flight table for accepting transfer passengers. If no flights are available, the number of transfer passengers on the flight represented by this transaction is added to the halfword save value XFRXH and this transaction to represent transfer passengers is terminated.

When MH5(1,1) indicates a flight is available, the transaction proceeds to DEPL8 where MH1(PH1,11) is tested to

determine if the arriving flight has any transfer passengers. If none, the flight transaction is terminated. When transfer passengers are to be simulated for this flight, PB8 is assigned a value 2, as an indicator of a transfer passenger and byte parameters 5 and 13 are assigned the value 1. This assumes all transfer passengers are travelling singly, rather than in a group.

A split block creates the number of transactions required to simulate transfer passengers on the flight. This number is obtained from MH1 (PH1,11). These transactions are tested to determine if the arrival flight is international. When this occurs, the international transfer passenger routing function, TIPLF, is assigned to PB1. A HELPA call to FORTM is used to assign the next flight by random number draw. Transactions not representing international arriving flights are routed directly to this HELPA block. The departing flight MH1 row number is assigned to PH1 at this time. The flight table matrix element MH1 (PH1,7) is tested for a value 3 to determine if the flight is international. When this occurs, the transaction is given a routing function TDP5F. This transaction is then transferred to DEP11.

The non-international transfer passenger is transferred to a SAVE VALUE block, where the gate of the departing flight is retained as the save value SAVXH. The time difference between the departing flight time and the current clock time is tested to determine if the duration exceeds 45 minutes.

Those time differences exceeding this value are categorized as long term waiting times and the transaction is transferred six blocks to the next test. Transactions with a short stay, less than 45 minutes, test the value of the MH9 matrix elements in column 4 for the gate numbers of the arrival and departure gates to determine if both are on the same concourse. When this occurs, the selection function TDSSF is assigned to PB1 and the transaction proceeds to DEP11. Transfer passenger transactions with a short stay and with arrival and departure rates on different concourses are assigned selector function TDSDF and transfer to DEP11.

The passengers with a greater duration than 45 minutes between current absolute clock and departure times are assigned selection functions TDLSF and TDLDF for the same or different concourses, respectively. The selector functions assign routine functions to PB1 based upon input percentages and the current value of a random number generator. All transactions proceed to DEP11 which executes a transfer based upon the address assigned to PH8 by FORTM.

The transit passenger transactions, represent continuing passengers who exit an aircraft, circulate within the terminal building and return to the same flight. These are marked as transit passengers by assigning 3 to PB8 and designated as single passengers with no visitors, by assigning 1 to PB5 and PB13.

Transit passenger transactions are created by a SPLIT block using MHL(PHL,13) to specify the numbers of copies. The parent transaction is terminated after the SPLIT block. An ADVANCE block simulates the deplaning process by delaying the entry of each transactions by an amount ACU2V, the random variable specifying service times. A HELPA block calls FORTM to assign the MHL row number of the next flight at the same gate. A process function is selected by assigning TDPXF to PBL. The function chosen by this selection function routes the transit passenger through selected landside facilities. If a process function cannot be selected, PBL equals zero and the transaction is terminated. When PBL is non-zero, the function executes the assigned routing function and proceeds to CTRL0 to begin landside processing.

Transfers out of the system are routed to location DEPL0. The number of transactions to be generated is specified by MHL(PHL,16). After departing the aircraft, these are assigned the routing function TOSDF, and transferred to CTRL0 to begin processing.

Terminating passengers are routed to DEPL4 where PB8 is assigned the value 1 to designate the transaction as representing the deplaning terminating passenger.

Transaction sequence counter SEQ2H is tested for a value equal to or greater than 32,000. When this condition exists, the value is reset to zero. Otherwise, the transaction is

directed to a series of SPLIT blocks. Copies are directed to DEP18, DEP19, DEP22 and DEP26 to generate passenger groups using private vehicles and to assign sequence numbers for passenger greeter matching. A copy is also directed to a section generating transactions for simulation of passengers using public modes of transportation. The flight transaction is transferred to BUNLO to initiate simulation of the baggage unloading process.

The first copy is directed to DEP18 where PB6 is assigned the value 1 to indicate that the curbside will be used after the greeter-passenger meeting and removal of the vehicle from the parking garage is simulated. The number of transactions from this category is calculated by FLT2V and assigned to PH8. The procedure for determining party size is identical to that previously described for greeters. The random number selections are drawn from the table ML1, using the PH1 row number, modulus 125, as the pointer.

Using the same sequence of numbers for the passenger transaction as for the greeter, a transaction is created for each passenger group from the distribution function PPDF. The number of passengers in the group is assigned to PB13 and subtracted from PH8 as before. This is repeated until PH8 becomes zero or negative. When negative, the last party size is adjusted to force a zero value in PH8.

Subroutine BAGS is called by the passenger transaction and uses the argument FN*PB14 to determine the number of bags

to be assigned to the passenger group transaction in PB4. This is identical to the usage of the bag function performed by the greeter transaction and the same random number from ML1 is used by both transactions. For each terminating passenger transaction, subroutine BAGS also selects one random number for each bag specified in PB4 using one of the GPSS random number generators. The largest random number generated for the transaction is assigned to PH3. This value will be used later in the baggage unloading logic to release the passenger from the chain representing the bag claim device.

Sequence numbers, SEQ1H and SEQ2H assigned to PH10 in greeter and passenger transactions, respectively, are identical for the pair to be matched later. The numbers of greeter and passenger transactions proceeding to the gate, bag claim or lobby for meeting are determined identically. The major differences in the two paired transactions are; (1) assignment of different processing functions to PB1, (2) assignment of passenger group size number to PB13 of the passenger transaction and zero to the same parameter of the greeter transaction, (3) assignment of the greeter group size to PB5 of the greeter transaction, and assignment of passenger group size to PB5 of the passenger transaction.

The second copy is directed to DEP19 where PB6 is assigned the value 2 and the number of transactions needed to proceed directly out of the airport from the parking facility after meeting is calculated from VFLT3V and assigned to PH8. The

same processing as the transaction processing to DEP18 is executed.

The third copy proceeds to DEP22 where the transactions representing terminating passenger groups greeted at the curb are generated. A value of 1 is assigned to PB6. The number of transactions required is determined from FLT4V and assigned to PH8.

All of the transactions generated from the three above copies are transferred to DEP24 where the deplaning and gate meeting processes are simulated.

The fourth copy, routed to DEP26, assigns a value of 2 to PB6 and calculates the number of transactions required to represent passengers without greeters using private auto. The numbers of passengers per party is drawn from the function PPPDR, using the random number table in M11 as a source for argument values of the function. Subroutine BAGS is also executed with a number from M11 as the argument of the bag per passenger function in PB14. If the number of bags is zero, the function DLPLF is assigned to the transaction representing this passenger group. These transactions proceed directly to DEP24 for deplanement.

The final SPLIT block directs a copy transaction to areas creating transactions representing terminating passengers using taxi, limousine or bus for ground transportation. The number of passengers on the flight utilizing ground transpor-

tation modes other than private auto is provided by FLT6V and is assigned to PH8. The function PPPDF is also used to determine party size and is assigned to PBl3. A loop determining PH8 by each party size until depletion, creates the required number of transactions. Each transaction executes a HELPA block and is assigned a mode by FORTM using random number selection. The subroutine BAGS is also executed. For passengers other than those using car rental, the number of bags, PB4 is tested for zero. When this condition occurs, the function DLPIF is assigned to PBl. All BAGS transactions are transferred to DEP 24.

AT DEP24, all terminating deplaning passenger transactions are delayed by the value ACU2V a random unloading time from a uniform distribution. Byte parameter l2 is tested for a value of 1, to determine if the passenger transaction will attempt to match the corresponding greeter transaction. Those passenger transactions with PBl2 not equal to 1 are transferred to CTRL0 to begin landside routine. Those with a value 1 in PBl2 are transferred to an UNLINK block to examine this user chain GREGC. The parameter PH10 of the passenger transaction is compared to the same parameter of all the greeter transactions waiting on the chain. When transactions match, the greeter transaction is removed from the chain and transferred to CTRL1. The passenger transaction proceeds to the next block at DEP29. At this location, the

transaction is held until the logic switch PAS3L is placed in a set condition by the greeter transaction. This setting is performed in the gate logic section by the greeter transaction after transfer from CTRL1. The number of greeters is assigned to the savevalue PAS32 and the parking lot number to PAS33. These are obtained from PB5 and PB14 of the greeter transaction respectively in the gate logic section. After PAS3L is set, the number of greeters, PAS32, is added to PB5 of the passenger transaction. The parking lot number, PAS33, is placed in a reset condition for use by the next passenger transaction finding a matching greeter. The active transaction proceeds to CTRL0 to continue landside routing.

When the terminating passenger transaction marked for gate meeting does not unlink a greeter, the transaction is transferred to DEP28. An ASSIGN block places the program location DEP29 into PH4 and transaction is linked to GREGC. This will transfer the passenger transaction to this location when unlinked later by the greeter transaction in the gate logic.

Enplaning Passenger Logic

The first block in this section is at location ENPLO. Because this is the B operand of the JOBTAPE statement in the program definition statement section, all transactions created by the Auxiliary Program and written on the JOBTAPE are routed to this block. The first transaction does not represent an enplaning passenger group, but was written on the JOBTAPE to provide an initial time coincident with the start of the simulation to reference the entry times of all originating enplaning passenger transactions. This first dummy transaction is transferred to ENPL9, where a CHANGE block referencing CHNGO redefines the operation performed by the block at ENPLO. All succeeding transactions will transfer to program locations in the enplaning passenger logic based upon the selection function ENPLF. The dummy transaction is then terminated.

Function ENPLF will route the JOBTAPE transactions to ENPL1, ENPL2 or ENPL3 based upon respective values of 1, 2 or 3 in PB3. The parameter was assigned these values in the Auxiliary Program to represent domestic, commuter or international passengers, respectively.

Transactions representing transfers out of the system are arbitrarily assigned a value 1 as the point number designator in PH2 and the routing function TOSEF is assigned to PB1. This transaction is transferred to CTRL0 to begin

landside processing.

The originating enplaning domestic passenger transaction is assigned the function EDPIF in PB1 and a random number from the variable RND2U in PB10. The latter serves as an argument to DBAGF, the function used in the next block to assign the number of bags to PB4. This transaction then transfers to CTRL0.

Enplaning commuter passenger transactions are assigned their processing function, ECPIF, to PB1 at location ENPL2. The number of bags assigned to PB4 from function CBAGF and the transaction is transferred to CTRL0.

International enplaning passengers transfer to ENPL3 from ENPLO. The routing function assigned to PB1 is EIPIF and PB4 obtains the number of bags from the function IBAGF.

Facility Modules Section

This section describes the program logic of 17 modules used to simulate landside processing facilities. These operate independently, with few direct linkages from one module to another. Transactions are generally routed from one of these modules to another through the use of the routing function and a transfer to CTRL0 of the Control Module or the assignment of the address of another module to PH4 and a transfer to CTRL1, also in the control module.

Two modules, Baggage Unloading Logic and Deplaning Curb (Cars) simulate landside activities not performed by passengers. All others involve passenger simulation.

1. Bag Claim

This module begins at location BAGCO, when a test is performed on PB4 of the entering transaction to determine if the number of simulated bags associated with this transaction is zero. If PB4 is zero, the transaction returns immediately to CTRL0. All other transactions proceed to a HELPA block and return from FORTM with the point number of the bag claim facility assigned to PH2; the value 4 to PB11 and the landside facility number to PH7. The transaction is then advanced by TRUXH, the walking time from the last facility.

Byte parameter 13 is tested for a zero value. When this occurs, indicating that a greeter transaction is being processed, the transaction attempts to unlink the corresponding

passenger transaction from the chain GREBC by matching PH10 of both transactions. If successful, the greeter transaction proceeds to a GATE LR block at BAG 3. Since logic switch PAS4L is normally in a reset condition, the greeter transaction continues and assigns the number of greeters in PB5 to PAS42 and the parking lot number PAS43. Logic switch PAS4L is set to allow the passenger transaction to obtain these two values. If the vehicle used by the greeter was assigned to proceed to the curb, then the greeter transaction is routed to GRTY3 to simulate removal from the parking facility. Otherwise, the greeter transaction is terminated. A greeter transaction unable to unlink a passenger transaction is transferred to BAGC2 where it places BAGC3 in PH4 and then links this transaction on the user chain GREBC.

Passenger transactions are routed to BAGC1. A savevalue recording the occupancy at the point where the bagclaim facility is located is incremented by PB5, the number of passengers in the party. Matrix element MHL(PH1,1) is tested for a value of zero, to determine if all bags have been delivered to the bagclaim for the flight. When this occurs, no time for bag delivery or pickup is simulated. The passenger transaction parameter byte 12 is tested for a value 2, to determine if the simulated greeter and passenger matching process will occur at bagclaim. For PG12 not equal to 2, the passenger transaction proceeds to BAGC4 for a transfer to CTRL0.

When PB12 is 2, the passenger transaction attempts to unlink a matching greeter transaction from chain GREBC. If successful, the passenger transaction waits for the unlinked greeter transaction to set PAS4L. The values PAS42 and PAS43 are subsequently assigned to PB5 and PB14, respectively, and logic switch PAS4L is reset. The passenger transaction transfers to BAGC4 for immediate transfer to CTRL0.

Passenger transactions unsuccessful at unlinking greeter transactions are sent to BAGC5, and BAGC6 is assigned to PH4 and the passenger transaction is placed on the chain GREDC.

When bag delivery from the aircraft is incomplete, the address BAGC7 is placed in PH4 and the passenger transaction is placed on the chain assigned to PH6 by the deplaning passengers logic. The unlinking from this chain occurs in the Baggage Unloading Logic Module. Upon return from BAGC7, after unlinking from the PH6 baggage chain, the test for greeter matching and subsequent activity described above is performed.

2. Baggage Unloading Logic

This module is accessed by arriving flight transactions generated by the Deplaning Passenger Logic. The first block of this module, at BUNCO, changes the priority of the entering flight transaction from 10 to 5, and, through use of the BUFFER operand, places it below the passenger transactions on the current events chain and restarts the chain. This operation allows the passenger transaction to execute the

assemble subroutine BAGS before the baggage unloading logic operates.

The number of halfword and byte parameters of the flight transaction are changed to 9 and 40 respectively. A HELPA block is enacted to assign MH7 row numbers to transaction parameter bytes. Each element of MH7 represents a count of simulated passenger bags placed in the array by subroutine BAGS. Subprogram FORTM extracts each element beginning with the lowest numbered and computes the cumulative sum of the elements. At the same time FORTM examines the cumulative sum after each element is added. Each time the sum exceeds an integral multiple of the C-operand, it places the MH7 row number in a parameter byte, starting with number 40 and decrementing to number 1, and then increases the C-operand multiplier by one.

An ADVANCE block simulates the aircraft unloading time based upon a random draw from a distribution. Bag delivery is simulated by unlinking all passenger transactions from the PH6 bag claim chain. This process is performed in a loop, with the flight transaction byte counter decremented from 40 to 1. The PH3 value assigned by BAGS to the passenger transaction is compared to the MH7 row number in the byte parameter of the flight transaction. All transactions with PH3 less than or equal to the value in the byte parameter are unlinked. The flight transaction time is advanced 30 seconds between each

decrement, simulating a large wait for passenger transaction with high PB3 values than those with low. Passenger transactions are routed to BAGC7 by a transfer to CTRL1.

The PH6 chain is released by a LOGIC R block. Matrix savevalue MH1 (PH1,1) is assigned a value 2, indicating that the delivery of all bags is complete. The flight transaction is then terminated.

3. Ticketing and Check-In

This module is entered by enplaning and some deplaning and transfer passenger transactions. Greeter transactions, routed to simulate the meeting of greeters and deplaning passengers without baggage, also utilize this program section.

At CHEKO, the first program location of this module, the Boolean variable CHK1B is used to test transaction parameters PB7 and PB9 and the value produced by random number generation RN7. The test simultaneously determines if PB7 equals 1, indicating an enplaning passenger transaction; if PB9 is zero, indicating a preticketed status; and, if PB7 is less than the input percentage of preticketed passengers proceeding directly to the gate. When CHK1B is true, the transaction bypasses the ticketing and check-in procedure and is routed directly to CTRL0, for transfer to the Security Module.

Transactions requiring processing by the module execute a HELPA block. They are assigned the following parameter

values by FORTM: point number is PH2; program location CHEK2 or CHEK3 is PH4; the GPSS storage or queue number for the check-in facility of the MHL(PH1,3) airline is PH5; the landside facility number is MH9 in PH7; and the process code number 2 or 14 in PB11, to indicate express or full service check-in.

An ADVANCE block simulates the walking time from the previous facility. Byte parameter 13 is tested for a zero value. When PB13 is zero, indicating a greeter transaction, a set of logical operations simulating the greeting process and identical to those performed at Bagclaim, is executed.

Passenger transactions are transferred to CHECK9 and PB12 is tested for a value of 3, the flag indicating a deplaning passenger transaction to be greeted at the enplaning level lobby. These deplaning passenger transactions also simulate the greeting process using program logic identical to that in the Bagclaim Module.

Transactions with PB12 not equal to 3, transfer to CHEK6. At this location another test is performed, this time on PB8, to determine if the transaction represents a terminating passenger. This transaction type is transferred to CTRL0. All other transactions increment the occupancy PH2 savevalue by the value in PB5.

The passenger transaction requiring a simulation of the check-in process joins a queue at the PH5 facility and

the time of entry is marked. When the transaction is ready to enter the service process simulation, the waiting time deviation is placed in PH11 and the transaction transfers to CHEK2 for a preticketed passenger check-in, or to CHEK3 for full service. Service time for each facility is drawn from the applicable service time distribution. For the preticketed passenger transaction only one distribution is used. However, for simulation of full service ticketing, the selection function ATK1F will choose the service time from the distribution applicable to the airline number represented in MH1(PH1,3). Halfword savevalue CHKXH is assigned the value of the airline number and is used as the argument for the function ATK1F. Upon completion of the simulated ticketing and check-in process, the occupancy count is decremented by PB5. The flow count in MH13 is incremented, and the transaction transfers to CTRL0.

4. Immigration

This module is entered by deplaning international passenger transactions. At IMMIO, a HELPA call to FORTM results in the following parameter assignments: point number of the facility is PH2; GPSS queue and storage number is PH5; landside facility number is PH7 and PH8; and the value 13 in PB11 to denote immigration processing.

The walking time from the previous facility, TPVXH, is simulated by an ADVANCE block. The PH2 occupancy count is incremented by PB5. The transaction enters a QUEUE block if

the storage is full or begins simulated service if it is not full. The simulated service time is obtained from the variable FMMLV. After leaving the PH5 storage, the transaction decrements the occupancy count by PB5 and increments the immigration flow count IMIG by the same value. The module is exited by a transfer to CTRL0.

5. Customs

This module is also entered by international deplaning passenger transactions. The HELPA block at CUSTO returns with the same type of information in PH2, PH5, and PH7 as in the immigration module. PB11 is assigned a value 5 to signify customs processing.

All simulation processing is identical to that performed in the immigration module. The service time is provided by the variable CUS1V.

6. Concourse Exit

This module provides a program location for accumulating the count, in MH11, of simulated passengers and visitors exiting concourses and entering the terminal lobby. At CNCRO the HELPA block assigns the point number of the exit to PH2 and the FACNO numbers of the security station for this concourse to PH5. The walking time from the gate to this exit is simulated. After incrementing the matrix element MH11 (PH1, PH5) by the value PB5, to increase the passenger-visitor concourse count, the transaction is transferred to CTRL0.

7. Deplaning Curb (Cars)

In this module, vehicles proceeding to the curb to greet terminating passengers are simulated. Assignments to curbside or double parking are made by this module, based upon current space availability. A limited queue at each curbside section is established if storage representing curbside or double parking is filled. Congestion of vehicular traffic resulting from lane blockage due to double parking and queueing is simulated. The program logic inspects only the curbside section assigned to the bagclaim area of the terminating passenger for space availability. When no space is available the vehicle transaction simulates a recirculating process.

Vehicle transactions routed to DCARO represent greeters arriving at the airport for simulation of passenger-greeter meetings at the curbside. These are delayed by a random draw of the function DCALF which represents the distribution of times of arrival of greeters at the airport landside. These vehicle transactions are joined at DCAR1 by those representing vehicles removed from the parking lot by the greeter transaction after simulation of their matching process within the terminal building. Vehicular counts on the entry road and deplaning curbside approach section are incremented by 1 at DCAR1 and the next block, respectively.

A HELPA call to FORTM assigns a GPSS storage number to the transaction in PH6 and the value 1, 2, or 3 is assigned to PH10 to indicate curbside parking, double or queuing, respectively. If no available space is located, a simulated recirculation of the vehicle will be performed. PH6 is then assigned a value zero and PB10 is 4.

The byte parameter 4, as operand in the HELPA block, determines if the vehicle will proceed to the enplaning or deplaning curb. When PB4 is zero, indicating that the passenger and greeter transactions are without simulated bags and the greeting process will take place at the enplaning level lobby, FORTM assigns a storage number to PH6 corresponding to enplaning curbside parking, double parking or queuing. When PB4 is non-zero, the assignment is made to a deplaning curb storage. Recirculation is provided for either PB4 condition when required.

Upon return to GPSS, a test on PB4 for a non-zero value is performed. Transactions with PB4 zero values are transferred to DCARO. Because the simulated vehicle may pass other curbside sections to arrive at the assigned section, the program must determine if lane blockage occurs at this section to be bypassed. The first deplaning curb storage number minus 1 is placed on PH8 and PH4 and the first deplaning double parking storage number minus one is PH5.

A variable DEPLS is established and assigned in PH8 for the purpose of comparison with PH6. This will determine if the GPSS storage number of the curbside parking, double parking or queue, contained within the curb section where the transaction is currently located, matches the destination storage of the transaction. Because the value of DEPLS depends upon PB10, comparison of PH8 with PH6 will only be between storage numbers representing identical facility types. Recirculating vehicle transactions do not calculate the value of DEPLS for assignment in PH8. These transactions transfer to DCARB and are joined by the transactions with DEPLS assigned to PH8.

Vehicle transactions transferred to DCARD are assigned a value of 1 less than numbers of the RPSS storages representing the curbside at the first enplaning curb section in PH4 and the double parking area at the first enplaning curbside section in PH5. The variable ENPLS performs the same function as DEPLS but operates on enplaning curb storage and is assigned to PH8. All transactions proceed to DCARB.

The loop for simulating lane blockage and delay is begun at DCARB. PH8 is incremented by 1 each time this block is passed. Non-recirculating vehicle transactions test PH8 against PH6 to determine if the current curbside facility is the destination. When PH8 equals PH6, the transaction proceeds to DCARA to simulate parking. Otherwise, PH4 and PH5 are each incremented by 1. A Boolean variable LNFLD determines if

all lanes are blocked in the current curb section, and holds the vehicles at the TEST block if this occurs. Otherwise, the PH5 storage is tested to determine if any vehicles are double parked. When no double parking occurs, the land delay, LNDLY, is zero and the transaction performs a test to determine if the current curb section transfers to DCARA for the last section of DLARB for passing the next curb section.

When lane blockage occurs, the maximum number of lanes available is decremented by one and assigned to NOLAN. The delay for each vehicle is calculated as $2x3/NOLAN$ and placed in the variable LNDLY. Each transaction passing the current curb section is delayed by an ADVANCE V8LNDLY block. The same test and routing to DLARA or DCARB is performed.

At DCARA, the count of vehicles at the deplaning curb is incremented by 1 and the entry time into this section is marked in PH8. Byte parameter 10 is tested for values 1, 2, or 3. The value 1 routes the transaction to DCAR5; 2 to DCAR4; and 3 enters the vehicle in the storage representing queuing at the destination curb section. Recirculating vehicle transactions have CIRCO assigned to PH4 and transfer to CTRL1.

Queuing vehicle transactions enter storage PH6, change their priority level to 12, then link on a chain numbered PH6. These will be released when corresponding greeter vehicle and passenger transactions are matched in the deplaning curb

passenger logic. A transaction is released from DPL1C and routed to DCAR2, when the simulated matching takes place between the passenger and a vehicle at curbside. At the section following DCAR2, the transaction representing a previously double parked vehicle will move into the storage representing the curbside, reset its priority level to 10, relink itself on chain DPL1C and remove one transaction from the queue chain, and route the transaction to DCAR3. Vehicle transactions released from DPC1C by the deplaning curb passenger logic, representing double parked vehicles, release one transaction from the queue and transfer it to DCAR3.

At the program location DCAR3, PB7 is tested for a value zero. A non-zero value indicates that the transaction is a greeter vehicle using the enplaning curb and transfers it to ENPC8. Deplaning curb vehicle transactions continue to the next block and leave the PH6 storage entered above by queueing vehicle transaction. The number of the double parking storage associated with the queue previously departed is placed in PH6. Byte parameter 10 is assigned a value 2, signifying double parking. The transaction proceeds to the next block at DCAR4.

All double parking vehicle transactions proceed through DCAR4, where the priority level is set at 11. These transactions, and the transactions representing vehicles to be parked at curbside, enter the PH6 curb or double parking storage

at DCAR5.

An attempt to unlink waiting passengers from the chain DPL2C by matching equal values of PH10 in the vehicle and greeter transactions results, if successful, in a transfer to DPLC9. If unsuccessful, the vehicle transaction is linked on chain DPL10.

The model generates a transaction to perform a policing function. This transaction will remove vehicle transactions remaining in double parking or queuing longer than a prescribed time limit. The length of time allowed in these two facilities is specified in an ADVANCE block in DLAR6. After passing DCAR6, the transaction unlinks all transactions representing double parked vehicles on the chain DPL1C if the absolute clock time is greater than the entry time into these two facilities plus 300 seconds. These vehicle transactions are transferred to DCAR8.

The policing transaction places the total number of all curb sections, enplaning and deplaning, in PH1. The APSS storage number, DPQCS, of the first deplaning curb queue is placed in PH2. At DCAR7, the program unlinks the vehicles from the PH2 chain if they have been in the queue longer than 30 seconds. This chain has the same number as the storage representing a queue at a curb section. The program increments PH2 by one and loops back to DCAR7. Because the storage and chains representing queues at curb sections were numbered continuously for deplaning and enplaning curbs by SYN statements, executing this loop PH1 times will remove all queued

vehicle transactions and transfer them to DCAR9. The policing transaction is transferred back to DCAR6 to await the next enforcement time.

Double parked vehicle transactions forced to leave the chain DPL1C and transferred to DCAR8, unlink one vehicle transaction from the queue chain corresponding to the storage representing double parking. The unlinked transaction is routed to DCAR3. The previously double parked vehicle transaction proceeds to the next block DCAR9.

At DCAR9, previously queued and double parked vehicle transactions leave the PH6 storage. The priority level is dropped to 10. For vehicle transactions assigned to enplaning curb sections, the waiting time spent queued or at double parking is added to PH11. This addition is performed for this type of vehicle transaction because only queued vehicle transactions are forced to leave the enplaning curb. Double parked vehicle transactions remain at this curbside without a simulated enforcement process. Furthermore, the vehicle using the deplaning curb has a waiting time dependent upon time of arrival at the landside. Simulated waiting time for this transaction type is not entirely dependent upon landside service processes and is not entered into waiting-time tables.

Vehicle transactions leaving the deplaning curb area are assigned to program location CIRCO to simulate a recirculation process. Vehicles directed away from the enplaning curb area begin recirculation at CIRCl.

8. Deplaning Curb (Pax)

The terminating deplaning passenger transactions are routed to DPLCO for subsequent matching with greeter vehicle transactions, loading into taxis or loading into buses or limos. A HELPA call to FORTM by the transaction returns with the point number of the deplaning curbside section in PH2, the landside facility number in PH7, and the value 12 in PB11. The transaction is advanced by TRUXH, the walking time from the last facility utilized. Using the selection function DPL1F, a branch to DPLC3, DPLC4 or DPLC5 is executed for transactions assigned to private vehicle, taxi, or bus/limo modes, respectively.

Transactions transferred to DPLC3 attempt to unlink waiting vehicle transactions from the chain DPL1C, even if previous matching between greeter and passenger transactions has taken place within the terminal building. This is because simulated vehicles removed from the parking facility after the terminal building greeting process and subsequent routing to the curbside, perform the same logical operations as greeter vehicle transactions proceeding directly to curbside from the airport boundary. The unlinked vehicle transaction is transferred to DPLC9 and the passenger transaction transfers to DPLC1. Unsuccessful passenger transactions are transferred to a second UNLINK block to attempt unlinking transactions representing greeters before vehicles have recirculated and parked: these are located on chain DPL3C.

Greeter transactions are transferred to DPCG2 and passenger transactions go to DPCG1. Passenger transactions unsuccessful in removing transactions from DPL3C are transferred to DPLC2.

The passenger transactions unlinking a greeter vehicle from DPL1C are held by a GATE block at DPLC1 until the vehicle transaction places the storage number of the curb section half-word savevalue PASS1, the PB10 flag in byte savevalue PASS2 and sets the logic switch PASSL. The passenger then proceeds and places PASS1 in PH6 and PASS2 in PB10. The passenger transaction resets PASSL and simulates the vehicle loading time by advancing the value DPL1V. Byte parameter 10 is tested for a value 1 to determine if the greeter vehicle will leave from the curbside. When this occurs, the storage number of the curbside is placed in TMPXF for calculating a random pull-out time using variable DPL2V. This time value is retained in PH11 for entry in the table of waiting times. The passenger transaction leaves storage PH6 and unlinks one vehicle transaction from DPL1C when the double parking storage adjacent to the curbside area just departed, matches PH6. The unlinked vehicle transaction is routed to DCAR2. The passenger transaction transfers to DPLC8.

Greeter transactions with PB10 not equal to 1, transfer to DPLC7 and leave the PH6 double parking storage. They unlink one vehicle transaction from the queue chain for vehicles awaiting entry to the double parking storage just departed.

These greeter transactions proceed to DPLC8 where they join the passenger transactions from the curbside and increment the count of vehicles on the departing road. All transactions transfer to CTRL0.

At DPLC2, those passenger transactions unsuccessful at unlinking greeter transactions from DPLC1 and DPL3C are assigned the address DPLC1 in PH4 and are linked on the chain DPL2C to await unlinking by which transactions in the deplaning curb (cars) logic.

Greeter vehicle transactions unlinked from DPL1C are transferred to DPLC9. These are held at a GATE block if PASSL has not been placed in a reset condition by a passenger transaction. When able to proceed, the vehicle transaction places the value of PH6 in PASS1 and PB10 in PASS2 to provide information to the matching passenger transaction. The transaction sets logic switch PASSL, to allow the passenger transaction at DPLC1 to proceed and is then terminated.

Transactions using the bus/limo or taxi are transferred to blocks DPLC4 or DPLC5, respectively by the function DPLC1F. At DPLC4, the count of deplaning passengers waiting for a bus or limo, DPCXH, is incremented by 1. At DPLC5, the loading time of the taxi, PDL1V, is simulated by an ADVANCE block. The taxi increments the count of vehicles on the roadway departing the airport by 1. All transactions entering these two sections are transferred to CTRL0.

A transaction representing a bus or limo is generated in the Control Section and transferred to DPLC6. At this and

subsequent blocks, the vehicle transaction increments the count of vehicles on both the arriving and departing roadways. It also removes the passengers waiting for a bus or limo by assigning the halfword savevalue DPCXH a value of zero. This transaction is then terminated.

The last three areas of the Deplaning Curb Section (Pax) simulate activities of greeters intending to meet passenger at curbside but forced to recirculate and park because of congestion at the curb. At location DPCGO the greeter transaction executes a HELPA block. The E-operand is used as a flag to indicate that this transaction represents a greeter acting as a pedestrian and has a value 1.

The transaction assigns the point number of the curb to PH2. The landside facility number of the curbside is placed in PH7 and the value 12 is assigned to PB11. The transaction is advanced by TRVXH, the walking time from garage to curb. The greeter transaction attempts to unlink a passenger transaction from the chain DPL2C. If successful, the passenger transaction transfers to DPLG1 and the greeter transfers to DPCG2. Unsuccessful greeter transactions are placed on chain DPL3C for subsequent unlinking by passenger transactions.

At DPCG1, the passenger transactions are held by a GATE block until switch PAS5L is placed in a set condition by the greeter transaction. The greeter transaction passes through the GATE block at DPCG2; then places the number of greeters in byte savevalue PAS52 and the parking lot number in PAS53. The

greeter transaction places PAS5L in a set condition and is then terminated.

After the passenger transaction proceeds past the GATE block, PAS52 is added to PB5 and PAS53 is assigned PB14. The passenger transaction resets PAS5L. A value 2 is assigned to PB6 to indicate a parking mode. The process function pointer, PB2, is reset to 1 and routing function GRCPF is assigned to PB1. This routes the passenger transaction to the parking facility. The transaction transfers to CTRL0.

9. Enplaning Curb

This program section represents the activities of the originating passenger from the vehicular approach to the enplaning curbside, through the parking and unloading process to entry into the terminal building. Private vehicles and taxis departing the curbside after separation from the passenger groups are simulated. Arrivals of buses or limos at the enplaning curb are also represented. This module contains a section to simulate recirculation of vehicles from either enplaning or deplaning curbsides.

Transactions representing originating passengers are routed to ENPCO if the simulated mode of arrival at the airport is private car or taxi, or to ENPC2 if the mode is bus or limo. At ENPCO and the next block, the count of vehicles, ARDXH, on the airport entrance road and the count of vehicles, ENPXH, proceeding to the enplaning curbside, are both incremented by 1. A HELPA call to FORTM is executed, using the airline number and the PB6 mode operates.

For the private car or taxi mode, subprogram FORTM searches for a curbside or double parking space. The curbside associated with the airline specified by the B operand is examined first, and, if necessary, all other curbside sections are inspected in a prespecified order with adjacent sections first and remote sections last. If a space is located, the GPSS storage number is assigned to PH6. The value 1 or 2 is assigned to PB10 to designate curbside or double parking, respectively. When no space is available at the two above

facility types, the queue associated with the B-operand airline curb section is inspected for a space. An available space results in the assignment of the storage number representing the queue in PH6 and 3 in PB10.

Transactions representing vehicles parked at curbside or in a double parking location or in the queue are assigned the point number of the facility to PH2 and the landside facility number to PH7. Vehicle transactions unable to locate any space are forced to recirculate. These are assigned a value zero to PH5 and PH6 and a value 4 is assigned to PB10.

After returning from FORTM, the model performs logical operations to model congestion due to lane blockage. The operations performed are identical to those in the deplaning curb logic with two exceptions. First, the number of bags in PB4 is not inspected because only the enplaning curb congestion is modeled by this section. Secondly, the time spent passing through the congestion is recorded in PH11 for enplaning curb vehicle transactions but not those using the deplaning curb.

When the vehicle transaction is at the section containing the storage designated by PH6, the transaction is transferred to ENPC1. Recirculating vehicle transactions completing simulated passage of all curbside sections are also directed to ENPC1.

The subsequent logical operations of this curbside section closely parallel the Deplaning Curb (Cars) Section. Transactions

representing double parked vehicles are routed to ENPC4, where their priority level is made 11, as before, and directly enter the PH6 storage curbside vehicle transaction. Queuing vehicles enter their PH6 storage, change their priority level to 12, as before, and link on the PH6 chain. Recirculating vehicle transactions are transferred to CIRCl.

Vehicles transactions in curbside or double parking storage simulate the unloading time by an ADVANCE block which holds the transaction by the amount ENPlV. A SPLIT block separates the vehicle transaction from the originating passenger transactions. The passenger transaction is tested for a preticketed status. If PB9 is zero, indicating this condition, a percentage of these transactions, defined by halfword savevalue CRBXH, enter an ADVANCE block to simulate curbside check-in. All transactions, including those representing non-preticketed and non-curbside check-in passengers are transferred to CTRL0.

The vehicle transactions are transferred to an ADVANCE block to delay the transaction for simulating empty-car parking time. The vehicle transaction with PB10 equal to 1, simulates a random pull-out time from curbside and then leaves the PH6 storage. This transaction unlinks a vehicle transaction from the queue corresponding to the departed curbside, and transfers it to ENPC8. The parked vehicle transaction is transferred to ENPC9.

Double parked vehicle transactions transfer to ENPC7 and immediately leave the PH6 storage. These also unlink one vehicle transaction from the queue adjacent to the double parking storage, transfer it to ENPC8 and proceed to ENCP9.

At ENPC9, the count of vehicles on the departing road is incremented by 1. If no well-wishers are simulated to enter the terminal building, PB5 equals PB13 and the vehicle transaction is terminated. When PB5 and PB13 are unequal, the vehicle transaction executes a HELPA call to FORTM to determine the parking facility number to be entered. It then increments the entry count of the parking facility and is terminated.

Queued vehicle transactions released from the PH6 chain by previously parked vehicle transactions and routed to ENPC8, test PB7 for a value of 1 to determine if they represent vehicles using the deplaning curbside. Deplaning curb vehicle transactions are transferred to DCAR3. The enplaning curbside vehicle transactions proceed to the next block and add the waiting time spent in queueing to PH11. These transactions leave the PH6 storage which represented the queue, and assign the storage number of the curbside in the same curb section to PH6 and assign one to PB10. The PH6 curbside storage is tested for occupancy and, if not full, the vehicle transaction enters it at ENPC5. When the curbside storage is full, the corresponding double parking storage number is assigned to PH6.

Byte parameter 10 is assigned the value 2, the priority level of the transaction is changed to 11 and the transaction enters the PH6 storage at ENPC5. The vehicle transaction is then terminated. Enplaning passenger transactions assigned to the bus/limo mode are routed to ENPC2. A HELPA call to FORTM returns with the loadside facility number of the bus stop for the airline designated by the B-operand placed in PH6 and the point number of the facility is PH2. The transaction has the program address ENPC3 assigned to PH4 and is linked on the chain EBUSC to await arrival of the simulated bus/limo at the enplaning curbside. After unlinking by the bus/limo transaction, the enplaning passenger transaction is transferred to CTRL0.

The transaction generated by the Control Section representing the bus/limo is routed to ENPC6. At this location the transaction increments the halfword savevalue ARDXH, the count of vehicles on the approach roadway. An ADVANCE block simulates the unloading time of the passengers from the vehicle. This transaction unlinks all passenger transactions placed on EBUSC by the instructions following ENPC2 and transfers them to CTRL1. The count of vehicles on the departing road, DRDXH, is incremented by 1 and the bus/limo transaction is terminated.

The recirculation roadway logic is also contained in this section. Vehicle transactions assigned to the Deplaning Curb (Cars) logic are transferred to CIRCO for recirculation.

An ADVANCE block simulates the vehicle recirculation time and the count of vehicles proceeding from the deplaning curb to the recirculation roadway, RCDXH, is incremented by 1. A test of PBl2 for zero, determines if the transaction was routed to perform the matching process with the terminating passenger transaction only at the curbside. A percentage of these transactions specified by halfword savevalue CPKXH are selected to enter the parking facility. The PB6 mode is assigned a value 2 and the routing function GRECF is assigned to this transaction. The transaction is then transferred to CTRL0.

All other deplaning curb recirculating transactions, those with PBl2 non-zero and those not parking, are routed to DCAR1 to repeat the deplaning curb logic instructions. Recirculating vehicle transactions transferred from the enplaning curb logic to CIRC1 are advanced by the value CIRCv to simulate recirculation time. The count of these transactions, RCEXH, is incremented by 1 and the transactions then transferred to ENPCR to return to the enplaning road logic.

10. Entrance

Originating enplaning transactions and greeter transactions with non-zero PB12 values are routed to ENTRO to simulate entry into the terminal building. A HELPA call to FORTM returns with the point number in P42, of the entrance nearest to the facility immediately departed by the transaction. The transaction advances TRVXH, the amount of walking time from the last point to the entrance. The Boolean variable DPDIN is tested for a value of 1 to determine if the transaction will increment the terminal entry count on the deplaning level. When this occurs, the transaction represents a greeter proceeding to bag claim. The halfword savevalue DPLIN is incremented by the value in PB5. The transaction is transferred to increment the total count of all entrances in halfword savevalue ENDUR and is then transferred to CTRL0.

All other transactions are assumed to enter on the enplaning level. These increment the halfword savevalue ENDIN by the amount of PB5 and also increment ENDOR. These transactions also transfer to CTRL0.

11. Exit

This module begins at program location EXITO. A HELPA call to FORTM at this location returns with the point number in PH2, to the exit nearest the facility immediately departed from. The walking time from the last facility to the exit is simulated by an ADVANCE block.

The Boolean variable DDOUT is used to determine if this transaction represents a domestic, international or commuter passenger group with baggage. These transactions increment the halfword savevalue DPOUT, the count of passengers and visitors exiting the terminal from the deplaning level, by the value in PB5. This transaction type also increments EXDOR by the value in PB5.

All other transactions are assumed to represent passengers or visitors exiting through the enplaning level. These increment the count EPOUT, for this level, and increment the total exit count, EXDOR, both by the value in PB5. All transactions entering this section transfer to CTRL0.

12. Gate (Enplaning pax)

This module simulates the processing of enplaning passengers at gate counters, matching of greeters with passengers and separation of well-wishers from passengers. A subsection simulates the aircraft boarding process.

Passenger and greeter transactions first enter this section at GATEO. At this location, a HELPA block is executed. This results in assignment of the point number of the gate facility to PH2 and the GPSS storage number of the gate to PH5. The landside facility number, identical to the gate number, is assigned to PH7 and PB11 is given a value of 1.

The walking time from the last facility utilized is simulated by an ADVANCE block. Byte parameter 13 is tested for a value zero, to determine if the transaction represents a greeter. Non-greeters are transferred to GATE7. Greeter transactions attempt to unlink a passenger transaction from the chain GREGC. The transaction removed is routed to DEP29 in the Deplaning Passenger Logic Section. The greeter transaction proceeds to GATE8, and, after passing a GATE block, assigns the number of greeters in PB5 to byte savevalue PAS32 and the parking facility number is PB14 to byte switch PAS3L in a set condition. PB6 is tested for a value 1, to determine if the greeter transaction is required to simulate removal of the vehicle from the parking facility and perform a

subsequent pickup of the terminating passenger transaction at curbside. A value of 1 in PB6, indicating the routing of passengers and greeters to the parking garage, requires only the use of the passenger group transaction, and the greeter transaction is terminated.

Greeter transactions with PB6 unequal to 1 have zero assigned to PB5 and GRT03 assigned to PH4. These transfers to CTRL1 to proceed to the parking facility. Greeter transactions unable to unlink a passenger transaction from GREGC are transferred to GAT10. At this location, they are assigned the address GATE8 in PH4 and link on the chain GREGC for later release by a deplaning passenger transaction in the Deplaning Passenger Logic Section.

At GATE7, enplaning passenger transactions enter a TEST block to determine if well-wishers are included in the simulated passenger group. Transactions without well-wishers represent transfer to GATE3. Those transactions including a representation of well-wishers enter a SPLIT block assign the value is PB13 to PB5 and transfer to GATE3. The copy transaction simulates the well-wishers. The number of passengers in PB13 of this transaction is simulated from PB5 and PB13 is made equal to zero. A well-wisher routing function, WWG1F, is assigned to PB1. The pointer PB2 is reset to 1 and the transaction transfers to CTRL0 to begin the routing process out of terminal area.

Passenger transactions performing the gate check-in operations proceed from GATE3 to GATE1 when they enter a QUEUE block. The total number of passengers to reach gate counters, represented by halfword savevalue GATXH, is incremented by PB13. The simulated waiting time in a gate queue is recorded in PH11. The transaction enters the PH5 storage, simulates the service time by an ADVANCE block then leaves the PH5 storage.

A GATE block directs transactions to GATE2 unless the flight transaction has placed the logic switch PH5 in a SET position. This setting operation is performed at the start of the simulated boarding time. Transactions transferred to GATE2 increment MH1(PH1,12) by PB13, then transfer to CTRL0 for subsequent termination. Those transactions arriving at the GATE block after boarding time decrement the occupancy count at the point number and then transfer to CTRL0 for termination.

Flight transactions for departing flights generated in the Deplaning Passenger Logic Section are transferred to GATE9 to simulate the boarding process. Each flight transaction is generated when the absolute clock time is one hour before the scheduled departure time. At GATE9, the transaction is held until absolute clock time equals the flight time minus a boarding interval, BDTXH. The GPSS storage number of the gate is assigned to PH5 and the PH5 logic switch is placed

in a set position, allowing passenger transactions executing the LEAVE block at GATE6 to proceed directly to CTRL0 for termination.

The flight transaction is held at an ADVANCE block until the absolute clock equals flight time. The transaction then resets the PH5 logic switch and resets MH1(PH1,12) to zero, allowing this element to record the numbers of simulated passengers missing the flight. The flight transaction is then terminated.

13. Ground Transportation (Misc.)

This module is accessed by passenger and visitor transactions. Self-driver, deplaning passenger transactions are routed to GRTOO; enplaning passengers proceed to GRT01. Greeter transactions simulating initial entry to the terminal area proceed to GRTO2. The greeter transaction designated to proceed from parking to curbside after matching respective passenger transactions at gate, bag claim, security or lobby, transfer to GRTO3. Well-wishers, separated from the passenger group at the gate or security, are routed to GRTOO.

Deplaning passenger transactions routed to GRTOO execute a HELPA call to FORTM. For this transaction type, the parking facility number assigned in GPSS to PB14 is used to obtain other parameter values. The values assigned by FORTM are the point number of the parking facility in PH2, the storage number in PH5, the landside facility number in PH7, and the value 10 in PB11. The transaction is advanced by the amount TRUXH, the walking time from the last facility to the parking facility. Following this delay, the transaction transfers to CTRL8 for direct routing to the parking garage exit.

Enplaning passenger transactions entering the terminal area for parking are routed to GRT01. At this program location, a HELPA call to FORTM is executed and returns with the assignments made to the same parameters as deplaning passenger transactions at GRTO.

Greeter transactions entering the terminal area for entrance to parking facilities are routed to GRT02. At this block, and the three following blocks, the assignment to parameters and incrementing of counts are exactly the same as those of the enplaning passenger at the subsection starting at GRT01.

Greeter transactions assigned to remove vehicles from the parking facility after passenger matching for proceeding to curbside are routed from gate, bagclaim, security or lobby to GRT03. At this program location these transactions execute a HELPA call to FORTM. All parameter assignments are identical to those described for transactions entering GRT00.

After return from FORTM, an ADVANCE block simulates the walking time from the last facility to the parking facility. The greeter transaction then simulates a vehicle and enters the PH5 queue, if necessary, at the parking lot exit. The service time at the parking facility payment booth is simulated. The parking lot inventory is decremented by 1 and the count of vehicles proceeding from parking lot to curbside is incremented by 1. The car is routed to the Deplaning Curb Logic Section by assigning DCAR1 to PH4 and transferring the transaction to CTRL1.

14. Parking (Dept. Pax-Cars)

The deplaning passengers transactions previously routed to GRTOO are routed to PARKO, the first program location of this section. At this point, the PH5 queue is entered and the time of entrance is recorded. After departing the queue to enter service at the vehicle parking payment booth, the time spent queuing is recorded in PH11. The service time at the booth is simulated, then the vehicle inventory in the facility is decremented by 1 and the count of vehicles on the departing road is incremented by 1. The transaction is transferred to CTRL0.

15. Rent-A-Car

Deplaning passengers transactions selected for the car rental mode are transferred to RCARO to begin the simulation of processing performed at the car rental counter. Byte parameter 6 is tested for a value 3, a flag designating usage of this mode. Transactions not utilizing car rental are immediately transferred to CTRL0. Transactions proceeding to the next block select a car rental agency from the selection function RCA2F and assign the agency number to PB10. A HELPA call to FORTM determines the agency counter nearest to the facility immediately departed by the passenger transaction. FORTM returns with the point number of this counter in PH2, the storage number in PH5, the landside facility number in PH7 and the value 11 in PB11. The walking time from the last point to the car rental counter is simulated by TRVXH. The transaction enters a QUEUE block, and subsequently the PH5 storage. The waiting time is recorded in PH11 and the processing time is simulated by RCA1V. This transaction proceeds to CTRL0 for further processing.

Deplaning passenger transactions using the car rental mode are assigned to RCAR9 by the ground transportation selection function CTRLF. These simulate passengers who have completed processing inside the terminal building and are proceeding to a location to obtain the vehicle. This logic assumes that the passenger picks up the vehicle at an agency

parking facility.

At RCAR9, a HELPA block is executed. FORTM determines the number of the agency facility and returns with the point number of this facility in PH2, the storage number of the facility in PH5, the landside facility number in PH7 and the value 10 in PB11. The travel time to this facility is advanced. The transaction then increments the count of vehicles on the departing road by 1 and transfers to CTRL0.

Enplaning passenger transactions arriving at the airport landside who are proceeding to return rental vehicles are routed to RCAR8. The HELPA call to FORTM returns with the same assignments as for transactions using RCAR9. The arriving roadway count, ARDXH, is incremented by 1, then the transaction is transferred to CTRL0.

16. Security

All transactions simulating entry to concourses and subsequent movement to gate facilities pass through the Security Module. At SECUO, a HELPA call is made to determine the security facility for the destination gate. FORTM returns with the security point number assigned to PH2, the storage number in PH5, the landside facility number in PH7 and the value three in PB12. The transactions are advanced by the travel time between security and the last facility used. A test comparing PB5, the number in the party, with PB13, the number of passengers in the party, determines if the transaction represents any simulated well-wishers. When PB5 equals PB13 there are no well-wishers, and the transaction is transferred to SECU3. When PB5 does not equal PB13 well-wishers are present, and the transaction continues to the next sequential statement. A statistical transfer is made, using halfword savevalue WWXGH. If the result of the statistical transfer requires separation of well-wishers and passengers at security, the transaction goes to the next sequential block. Otherwise the transaction is transferred to SECU3. At the next sequential block, the transaction is split once. The copy transaction, representing well-wishers, is transferred to the third sequential block. For the parent transaction, PB5, the number in the party, is made equal to PB13, the number of passengers in the group, thereby removing

well-wishers from the party count. The passenger transaction is then transferred to SECU3.

The well-wisher transaction removes the number of passengers in PB5 by subtracting the number in PB13 from it, then assigns the value zero to PB13. PB1 is assigned WWS1F, the well-wisher leaving from security process function. The process function pointing PB2 is reset to 1, and the well-wisher copy transaction is transferred to CTRL0.

At SECU3, the PH2 halfword savevalue, representing occupancy at the security point, is increased by PB5, the number in the party. At SECU1 the PH5 queue is entered with an entry count of PB5, then the transaction is marked to record waiting time. The PH5 storage representing security service is entered and the waiting time is added to PH11. At SECU2 the passenger transaction is advanced by VSSECLV, the security check time.

The occupancy count at the point, which is kept in the halfword savevalue whose number is PH2, is decremented by PB5, the number in the party. The matrix savevalue, MH12(SECNN,1) is incremented by PB5. This matrix is the count of simulated passengers and visitors processed through the security facility. SECNN is the number of the security facility.

17. Concessions

A number of simulated transfer and transit passengers, selected by random draw in the Deplaning Passenger Logic, are sent to their section to spend part of the waiting time for their departing flight.

Concessions are located in the lobby and on the concourses, and the routing to either facility is also specified during the selection process. Transactions are routed to LOBCO for lobby concessions and to CONCO for concourse concessions. Program Logic for both facilities is identical.

At LOBCO or CONCO a HELPA FORTM call is made, with a flag set for lobby or concourse concession, respectively. The FORTM subprogram calculates the travel time to the concession and assigns the time spent at concession to PH5. The transaction is advanced by TRUXH, the travel time from the last facility. The savevalue whose number is the same as the point number of the concession is increased by PB5, the number in the party. The transaction is next advanced by PH5, the simulated time spent at the concession. The savevalue, which keeps a count of the congestion at their point, is decremented by PB5 to indicate the transaction has left the concession, and the transaction is then transferred to CTRL0.

Transfer Flights

This module establishes and maintains a table in MH5 containing the MHL row number of simulated departing flights able to accept transfer passenger transactions. The variable TPAX of the input flight schedule specifies the initial number of transfer passenger transactions accepted by the flight. During the operation of the simulation, the number of transactions is decremented by the transfer passenger logic in FORTM. Flights are added to or deleted from the MH5 table as simulation time progresses. If an insufficient number of transfer passenger transactions were assigned to the flight prior to deletion from the transfer flight table, this module generates transactions to complete the assigned number of transfers.

A single transaction is split from the initial transaction generated by the Deplaning Passenger Logic Section and transferred to XFLTO. At XFLTO the domestic transfer process function, TDPLF, is assigned to PBL. Byte parameter 2, the process function pointer; is assigned a value 2 to place these transfer passengers at security; Byte parameters 5, the total number in this passenger groups; and 13, the number of passengers in the group, are assigned the value 1. A HELPA FORTM call is made, with a zero value D-operand used as a flag, to initialize the transfer flight table in MH5. At this initial pass, FORTM arranges the MHL row numbers of simulated departing flights accepting transfer passenger transactions in MH5,

in chronological order. The simulated departure times of these flights must be between 30 minutes and 2 hours, or between the FORTRAN input limits DELETE and ADD respectively, after the simulation start time. FORTM returns with the MHI row number of the first flight departing after the ADD or two hour time limit in PHI. If the last row of the flight table matrix was reached during this initialization process, the number of the next succeeding row of MHI is assigned to PHI.

The next block tests $MHI(PHI, 1)$ for a value less than zero. If the end of the flight table matrix was reached in FORTM, the $MHI(PHI, 1)$ value is minus 1. When this occurs, the transaction proceeds to the next block to determine if any flight accepting transfers was located by FORTM with subsequent placement of the MHI row numbers in MH5. The $MH5(1, 1)$ element is tested for a zero value to determine if an MHI row number is present. When $MH5(1, 1)$ is zero, the transaction is terminated. If $MH5(1, 1)$ is non-zero, the transaction transfers to XFLT3 to delete flight numbers from the transfer flight table as simulated time progresses.

When the returning value of PHI does not indicate that the last row of MHI was reached, the transfer flight transaction transfers to a SPLIT block. The parent transaction proceeds to the next succeeding block to attempt to add the PHI value to the MH5 flight table. The copy transaction transfers to

XFLT3 to attempt to delete the MH5(1,1) element.

When adding the current PH1 and subsequent MH1 row number values to MH5, an initial test is made of MH1 (PH1,1) for a value greater than zero to determine if simulated transfer passengers were input for the flight. The transaction proceeds to the next block, at location XFLT1, when MH1(PH1,1) is greater than zero, otherwise it is transferred to XFLT2. An ADVANCE block at XFLT1 delays movement of the transaction until absolute clock time equals flight time minus the ADD time. Following this delay, HELPA FORTM call is executed with a flag value of 2 to implement addition to PH1 to the MH5 table. Upon return from FORTM, PH1 is incremented by 1 at XFLT2 and the test of MH1(PH1,1) for the end of the table is again performed. If the test indicates the end of the table, the transaction is terminated, otherwise it is transferred to XFLT5. At this location, the Boolean variable XFL1B is tested to determine if the MH1 row number represents a departing flight and has been assigned to accept transfer passenger transactions. When XFL1B is true the transaction proceeds to the next block for transfer back to XFLT1. If it is false, the transaction transfers immediately to XFLT2.

The deletion process begins at program location XFLT3. The MH5(1,1) element is tested for a value greater than zero. If transfer flights are available, as indicated by a non-zero value of MH5(1,1) the value of this element is assigned to PH1,

otherwise the transaction is transferred to XFLT9. After the above assignment to PH1 is performed, an ADVANCE block at XFLT7 delays the transaction until the absolute clock time equals flight time minus DELETE time. The gate number of the flight is assigned from MH1(PH1,9) to PH5 and flight type from MH1(PH1,7) to PB3. A HELPA call to FORTM with a flag value 3 is executed to determine the point number of the ticket counter corresponding to the airline number in MH1(PH1,3) of the flight. Transactions are then generated to create remaining transfer passenger assignments if the flight was not filled by the Deplaning Passenger Logic Section. The number of transactions required to fill the flight is contained in MH1(PH1,11). A SPLIT block creates these transfer passenger transactions and transfers them to XFLT8 immediately before deletion of the row number from MH5.

A HELPA call with a flag value of 1, deletes the MH1 row number contained in PH1 from MH5. Upon return from FORTM, the PH1 value is incremented by one at XFLT4. The next block, located at XFLT9, tests MH1(PH1,1) for a negative value to determine if the end of the flight schedule matrix has been reached. The negative value terminates the transaction, otherwise the transaction transfers to XFLT6.

At XFLT6 the Boolean variable XFL1B is again tested. If XFL1B is true the transaction proceeds to the next block for transfers to XFLT7. If false, the transaction transfers to XFLT4 to increment PH1.

Transfer passenger transactions routed to XFLT8 are advanced a random delay time between 0 and 15 minutes before proceeding to the next block. After this delay, they transfer to CTRL0 to proceed from ticket counter point to security.

Change Card Reader

A single transaction, used to perform storage capacity changes is generated, with a priority level of 120. At CHGOO, this transaction performs a HELPA call to FORTM. The initial call by this transaction reads the first change card and assigns the time difference between the current clock and time of the first service change to halfword savevalue CHGXF.

The transaction tests the halfword savevalue NSCXH, the number of storage changes designated by the CHANGE data card, for a value greater than zero. For the initial pass, NSCXH is zero, and the transaction transfers to an ADVANCE block. When the clock time equals the change time, the transaction proceeds to the next block and tests NSCXH for zero. Again, at the initial pass NSCXH is zero and the transaction transfers to CHGOO.

The second and subsequent HELPA calls to FORTM at CHGOO assign GPSS storage numbers to MH7(I+30,1). Subscript I refers to the Ith storage designated for a capacity change on the CHANGE input data card. The total number of storage to be changed is assigned to NSCXH. This information is transferred from the data card read on the previous HELPA call. Thus, the data from the initial FORTM call is assigned on the second call. FORTM then reads the next input CHANGE card, assigns the time interval between the current time

and the next change to CHGXF and returns to the GPSS main program.

The TEST block examines NSCXH for a value greater than zero and the transaction proceeds to the next block for this condition. PH1 is assigned a value of minus 1. The transaction is then split NSCXH times and each copy transaction is sent to block CHG01. Sequence numbers of these transactions are assigned to PH1. When the transaction is split, the value of PH1 is incremented by 1, producing the value zero in PH1 of the parent transaction and sequence numbers beginning with 1 in PH1 of the copy transactions. These sequence numbers will be used to address elements in MH7.

The parent transaction proceeds to the next block where it is delayed by the value CHGXF. This block is also the destination of the transaction if NSCXH is zero before the splitting process. After leaving the ADVANCE block, a TEST block holds the transaction until NSCXH is decremented to zero by the copy transactions. Thus, if NSCXH is greater than zero, matrix MH7 is still used by transactions generated by the previous change, and the parent transaction is held at the TEST block until MH7 is available. The parent transaction then returns to CHG00 to process the next change.

At CHG01, the destination of the sequenced copy transactions, PH2 is assigned the value in PH1. The halfword savevalue SAVXH is assigned the value of the sequence number

in PH1 in order to save the pointer to the MH7 row. Halfword parameter 2 has the value 30 added to its current contents. The number of the storage to be changed and the storage capacity information are next assigned to PH1 and PH2 respectively, from MH7(PH1,1) and MH7(PH1+30,1). Using the halfword savevalue SAVXH, the pointer to the storage number in MH7, the MH7(SAVXH,1) element, is reset to zero. The capacity information element at MH7(SAVXH+30,1) is also assigned the value zero. Halfword savevalue NSCXH is next decremented by one to indicate that the number of transactions using MH7 has decreased by 1. When the new capacity of the PH1 storage equals or exceeds the current contents, PH2 contains the value zero. PH2 is tested for zero and the transaction continues to the next block for this condition. Because the remaining capacity of the PH1 storage has been reset in FORTM, to the difference between the new capacity and current contents, the storage may change status from full to not full. Transactions waiting to enter a storage which was full before the FORTM reset are on a delay chain not scanned by GPSS until a transaction in that storage executes a LEAVE block. In order to activate these waiting transactions immediately, the transaction performing this change will attempt to enter and leave the storage. A GATE SNF block allows the transaction to enter the storage if it is not full. It will then execute a LEAVE block for the PH1

storage and be terminated. If the storage is full, transactions will undergo the normal wait, and the changing transaction will be terminated immediately. If the storage is entered, FORTM adjusts the count of transactions to discount the changing transaction. When PH2 is not zero, the new storage capacity is below the current contents and must be lowered. The TEST block transfers the transaction to CHGO2.

At the block labeled CHGO2, the location that the change transaction is transferred to if the storage capacity is to be lowered below the current contents, the change transaction is held at a GATE SNF block until another transaction has left the PH1 storage, and therefore the storage is no longer full. After passing the GATE block, a HELPA FORTM, call is made to lower the storage capacity to the current contents. If the new capacity specified on the data card equals the current contents, the FORTRAN program sets a halfword savevalue SLCXH, used as a flag, to 1. The value one in SLCXH is next tested for in the GPSS program. If SLCXH is 1 the storage lowering is complete. The flag SLCXH will be reset to zero and the transaction is terminated. If the current contents exceed the new capacity, the number of available units of storage is set to zero and SLCXH remains zero. Because the flag SLCXH is not set to 1, more lowering of the storage capacity is needed. The change

transaction is transferred back to CHGO2 to wait until another transaction leaves the storage.

Timer Section

A single transaction with priority level 127 and one halfword parameter is generated to initiate and, subsequently, to terminate the activity of the Main Program. An advance of XH\$CLKXH is done to define CLKXH as a halfword savevalue. XH\$CLKXH has the value zero at simulation start, and consequently no actual advance of the simulation time is done. The clock increment savevalue, INCXH, is set to 60 to represent 60 seconds of simulation time. A HELPC call to subroutine CLINK initiates linking of this program and the supporting FORTRAN subroutine FORTM. The next block is a HELPA call to FORTM which completes the linking. After execution of these statements, any HELPA call to FORTM appearing in the Main Program will operate with two way communication between the two programs. FORTM also reads the input data and places the information in GPSS main program matrices. Any errors detected by FORTM during the initialization and input phase are indicated by setting PH1 of this transaction to a value greater than zero. Upon return from FORTM, PH1 is tested for a value greater than zero. For this condition, the transaction splits repeatedly and goes to a TERMINATE PH1 block in order to guarantee termination.

When PH1 is zero, the transaction is transferred to a SPLIT block. The parent transaction is held at a GATE LS block to provide a method of terminating activity when errors accumulated by FORTM exceed a specified number. If this

should occur, logic switch JOBLS is placed in a set condition and this transaction proceeds to a SPLIT block at STOP1. Repeated copies activate a TERMINATE 100 block to force simulation termination.

The copy generated before the GATE LS block is again split. This parent is advanced by the variable V\$INCLV, which is one less than XH\$INCXH, the clock increment time. This compensates for the GPSS simulation starting time which is 1 instead of zero. A HELPA call to FORTM is performed to update the clock time in the FORTRAN subprogram by the amount INCXH. The clock time, CLKXH, is kept in a 24-hour format showing hours and minutes. After an advance by the clock increment XH\$INCXH, the transaction is transferred back to the HELPA FORTM, 21 block to again update CLKXH. This procedure of advancing by XH\$INCXH and then making a HELPA FORTM, 21 call is continued until the simulation ends.

Halfword PH1 of the copy transaction is assigned the value of 127 which will be used as a loop counter. The function RANDF is used to place a random number between zero and 1 in the matrix element ML1(1,PH1). PH1 is then decremented by 1 by the LOOP block and the next location in the ML1 matrix is filled with a random number. This process is continued until all 127 locations in ML1 are filled with random numbers.


The priority of this timer transaction is set to 126, which is 1 less than the priority of the transaction

updating the clock. This will allow the clock to be updated at the last time increment before the run is terminated. The timer transaction is then advanced to the end of run time, and an HELPA FORTM,20 call provides the printing of FORTRAN formatted summary reports. A selected list of the regular GPSS output is also printed out. A TERMINATE block with an A-operand of 1 causes the simulation run to be terminated.

Another single transaction is generated 11,700 seconds after the simulation has started. This transaction entry block is HELPA FORTM,22 to print-out flow and queue length information. The transaction is then advanced by 300 seconds and transfers back to the HELPA FORTM,22 block. This activity is continued for the rest of the simulation so that information is printed out every five minutes of simulated time.


Another GENERATE block generates one transaction 3 hours and 25 minutes after the start of the simulation. This transaction then encounters a TERMINATE 1 block and stops the simulation. This procedure is used in conjunction with the RESET command in order to clear out the simulation statistics accumulated during the start up time. If this feature is not wanted then both the GENERATE block and the RESET block should be commented out.

The final GENERATE block produces a single transaction which increments the value of byte savevalue PXTBN by 1. PXTBH will be used as the number of the table providing hourly frequency distributions of simulated landside waiting time. The time is advanced one hour by an ADVANCE block, and the transaction is transferred back to the block that increments byte savevalue PXTBN by 1. This procedure is continued until the end of the simulation.

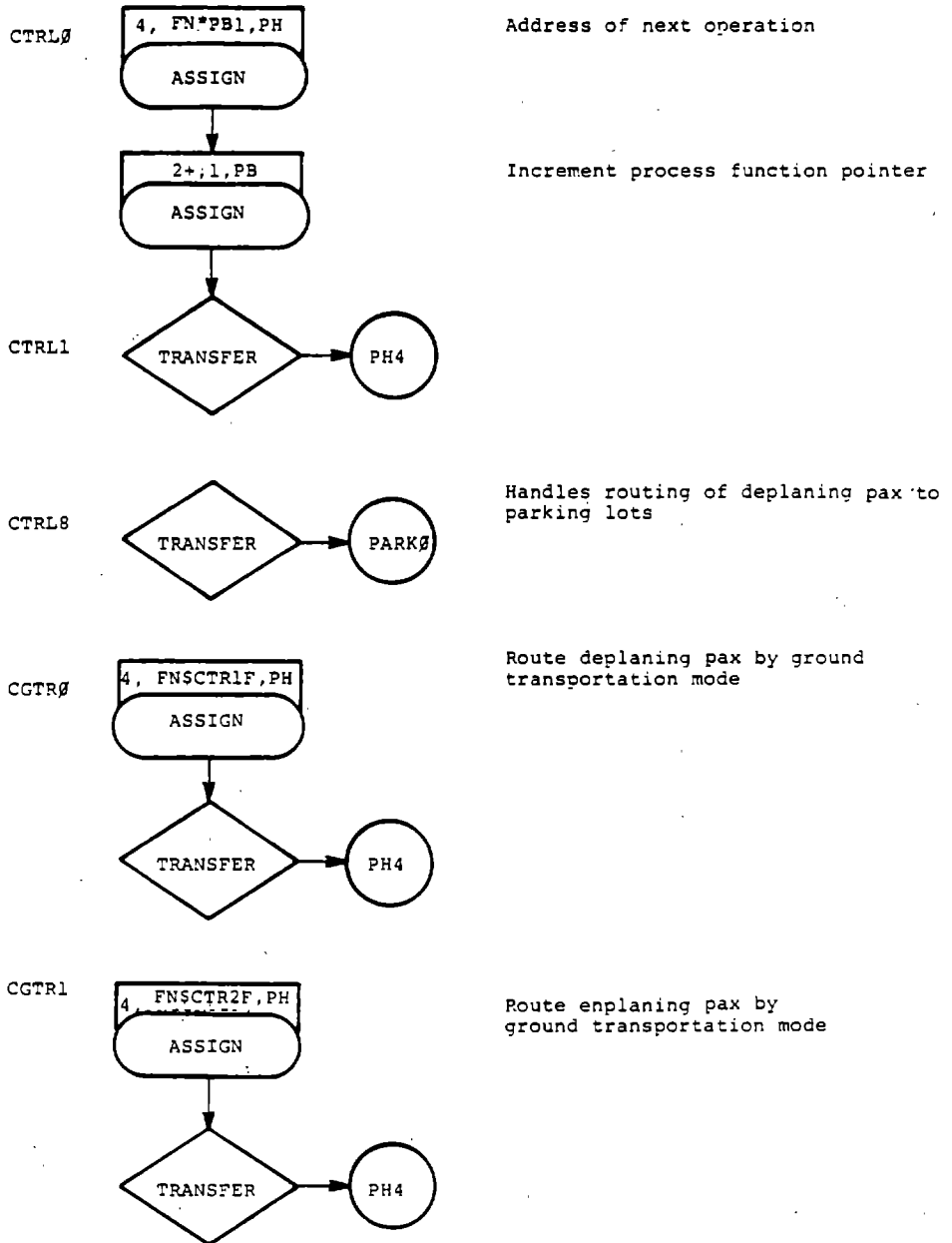


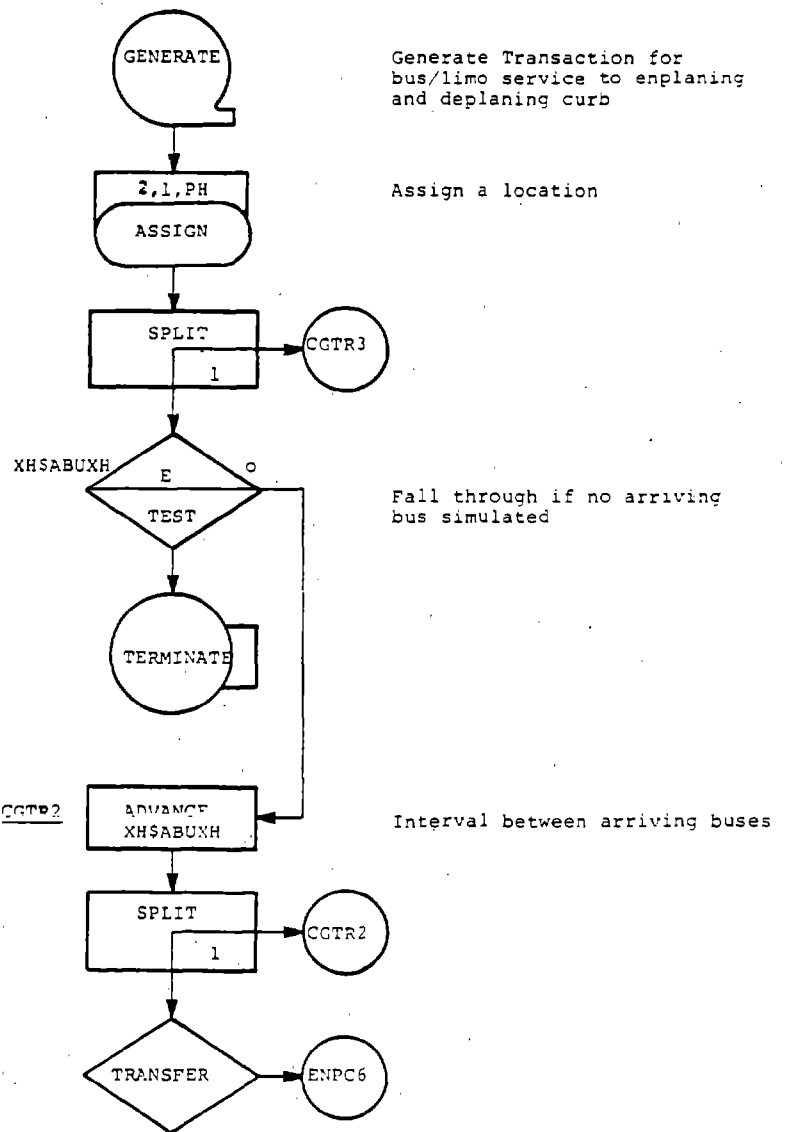
APPENDIX A-2

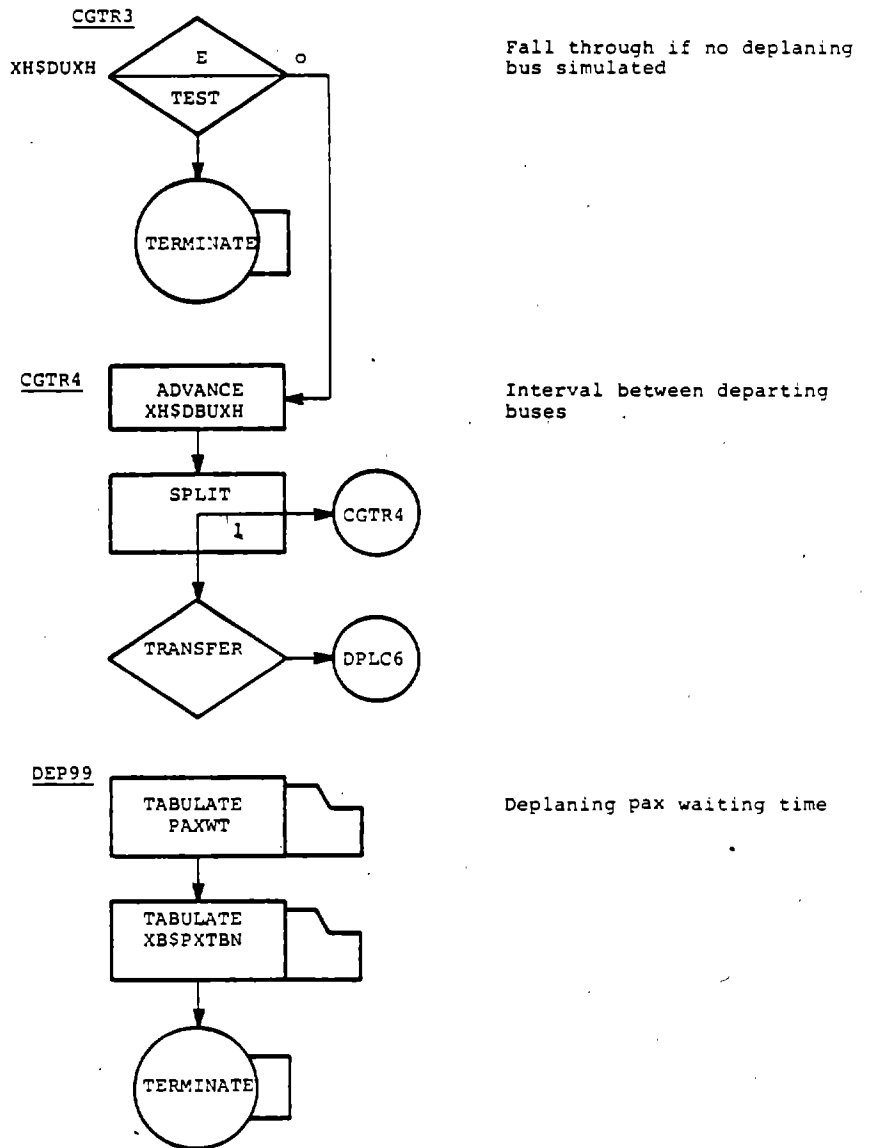
FLOW CHARTS



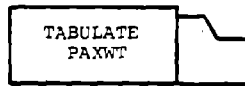
CONTROL



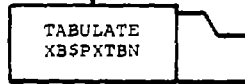




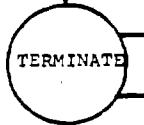
ENP99



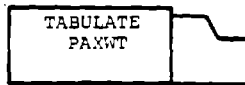
Enplaning pax waiting time




Enplaning pax waiting time by hour



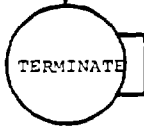
TRX99



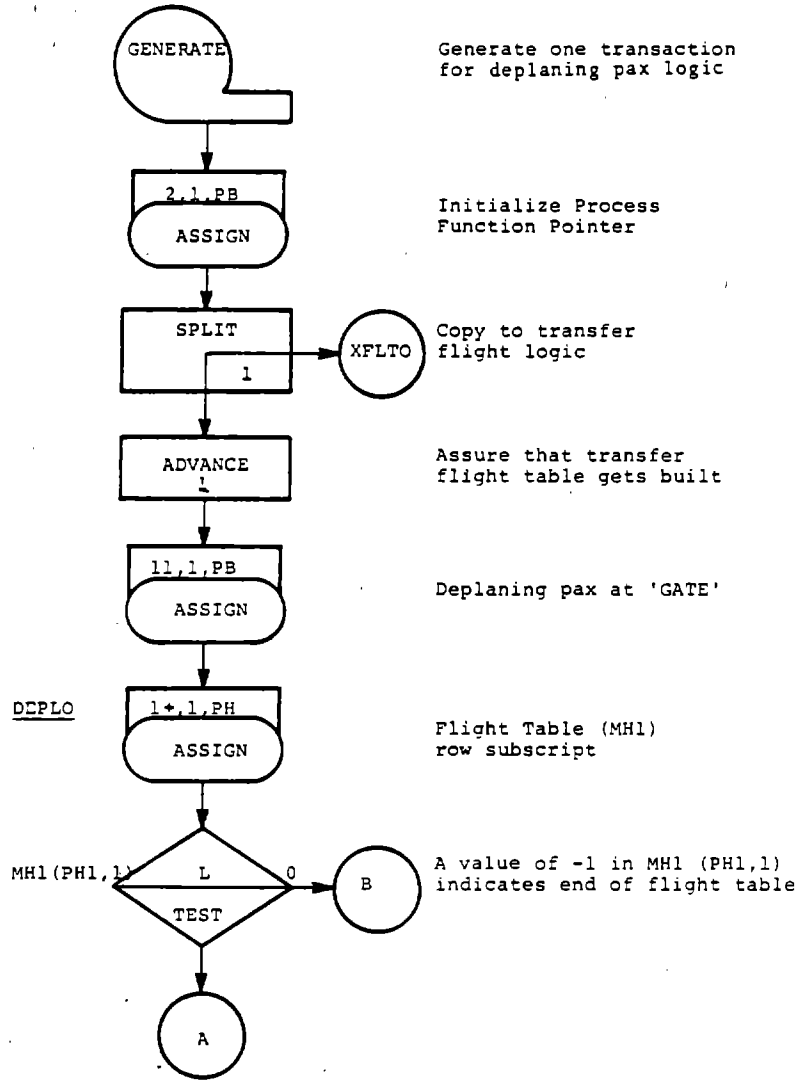
Transfer pax waiting time

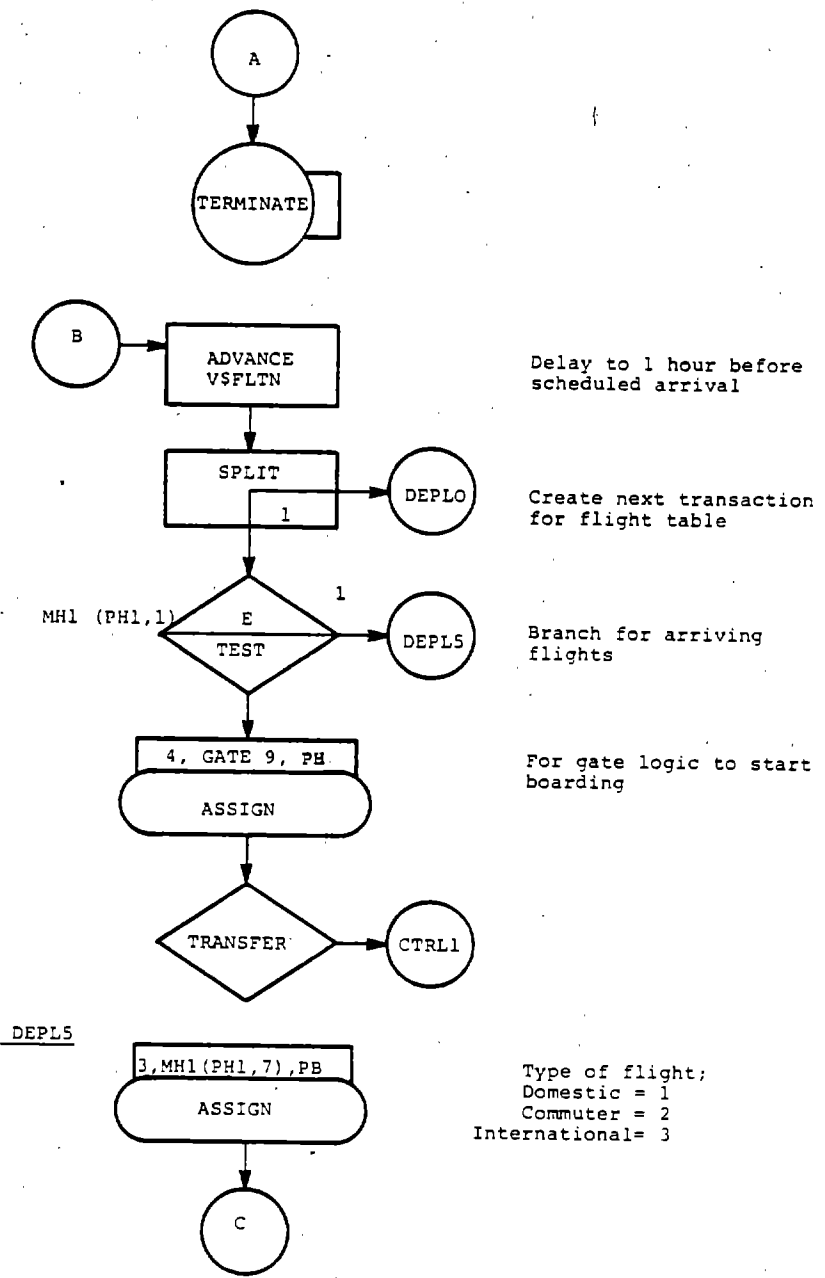


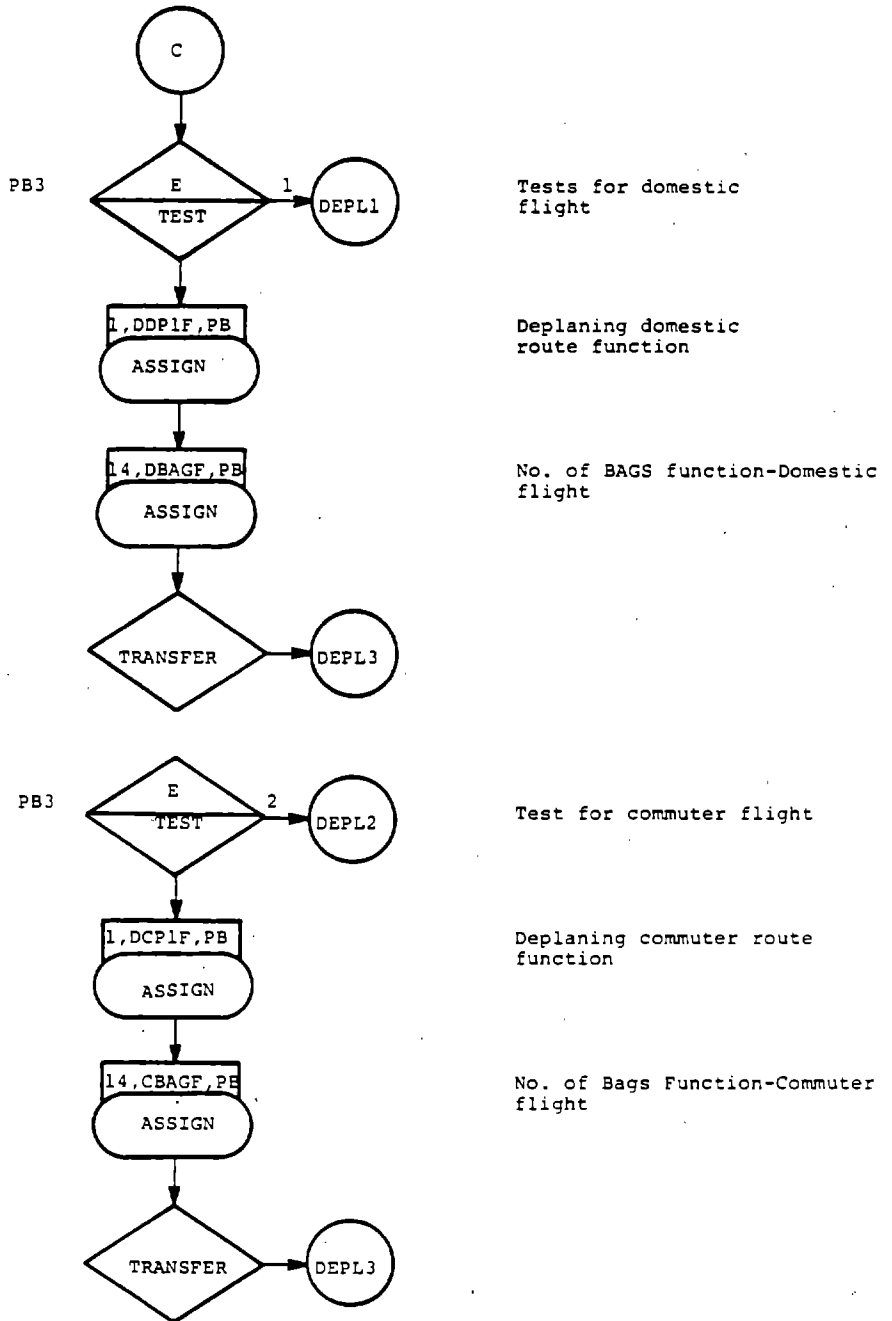
Transfer pax waiting time by hour



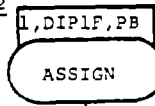
DEPLANING PASSENGER LOGIC



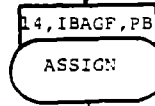




DEPL2



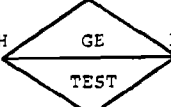
Deplaning international route function



No. of Bags Function- International Flight

DEPL3

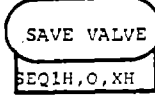
XHSEQ1H



32000

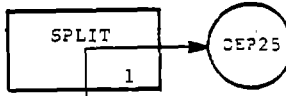
Is transaction Sequence No. GE 32000

% of greeters meeting at curb

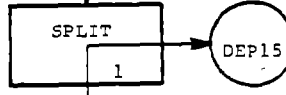


Reset transaction sequence no.

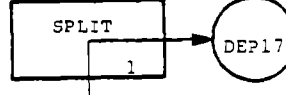
% of parking greeters proceeding to curb



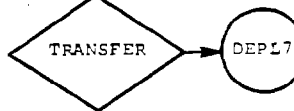
To curb with greeters logic

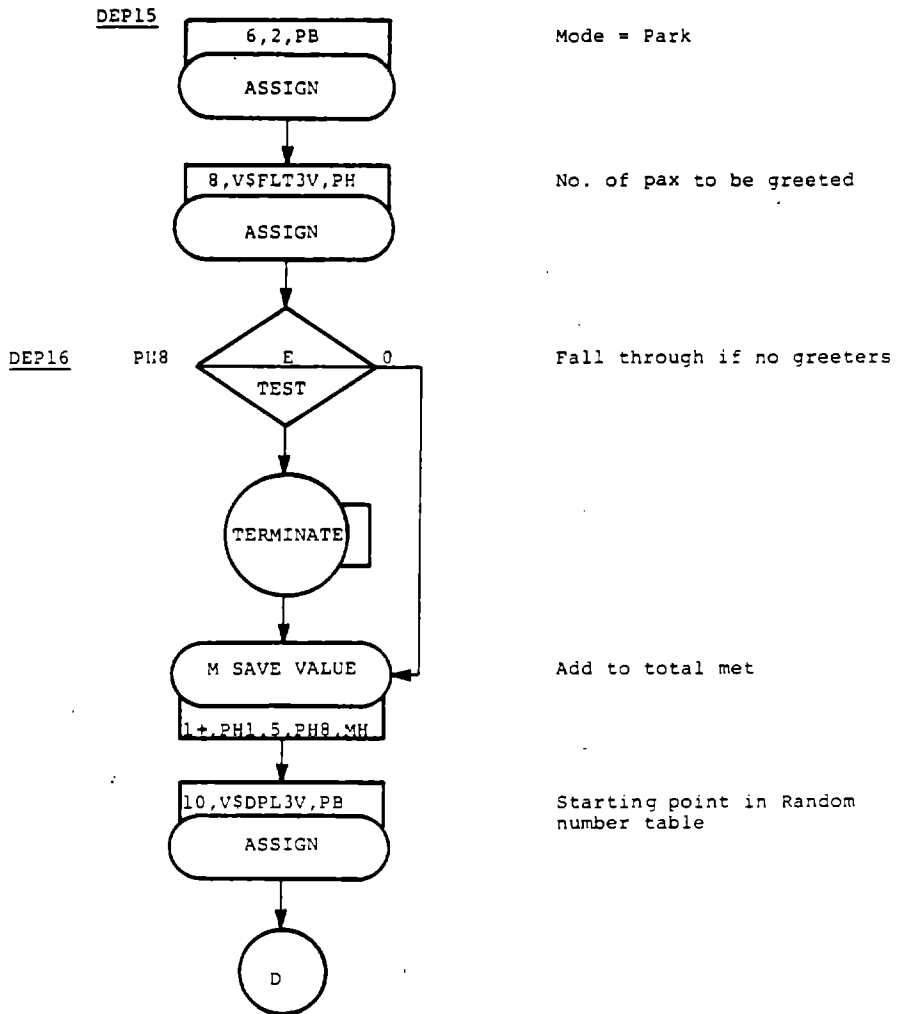
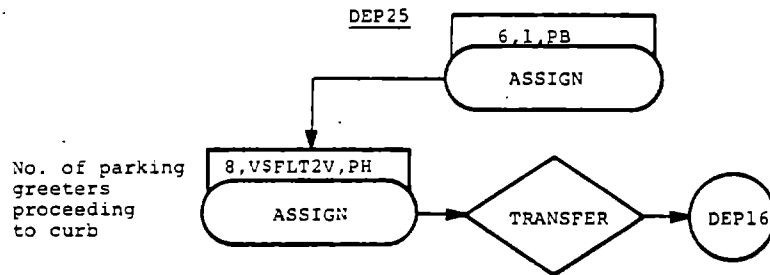


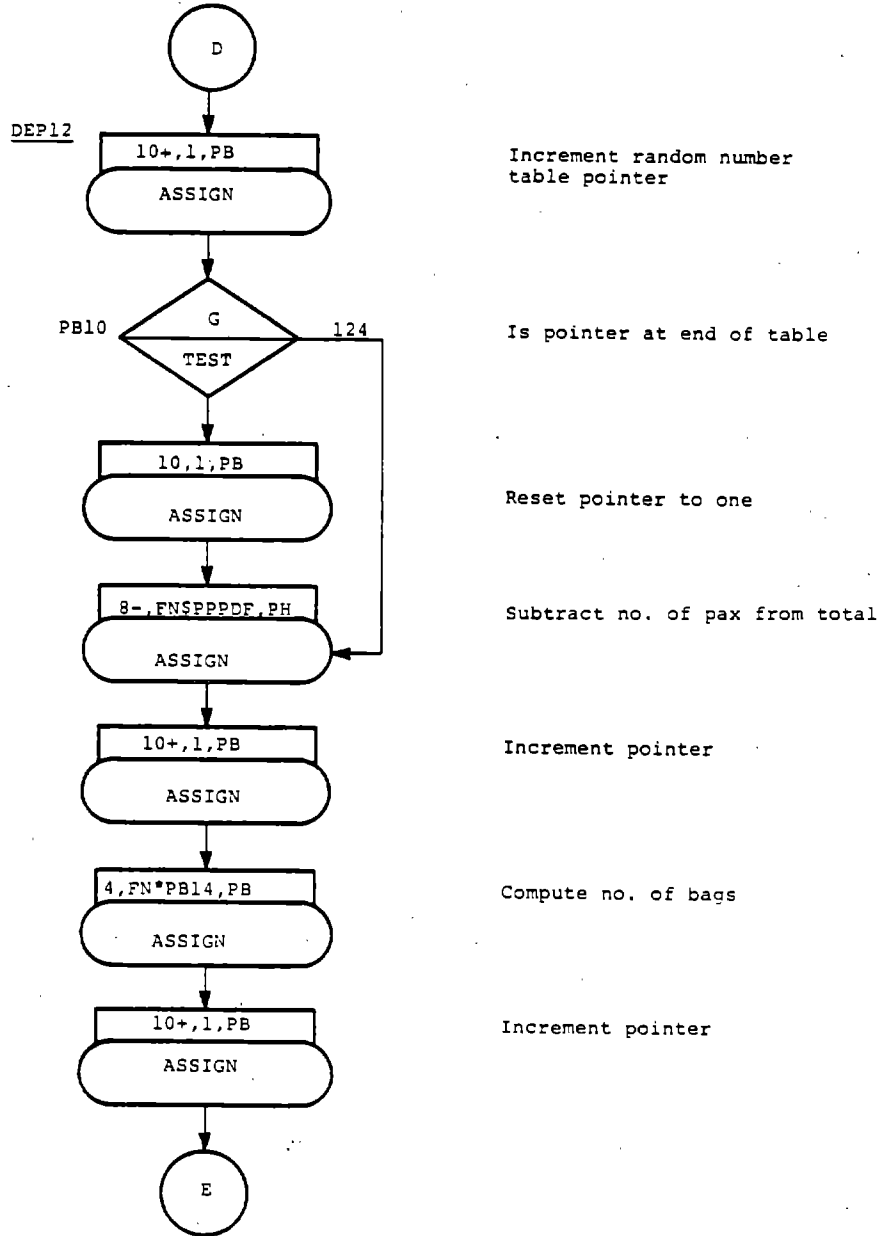
To park with greeters logic

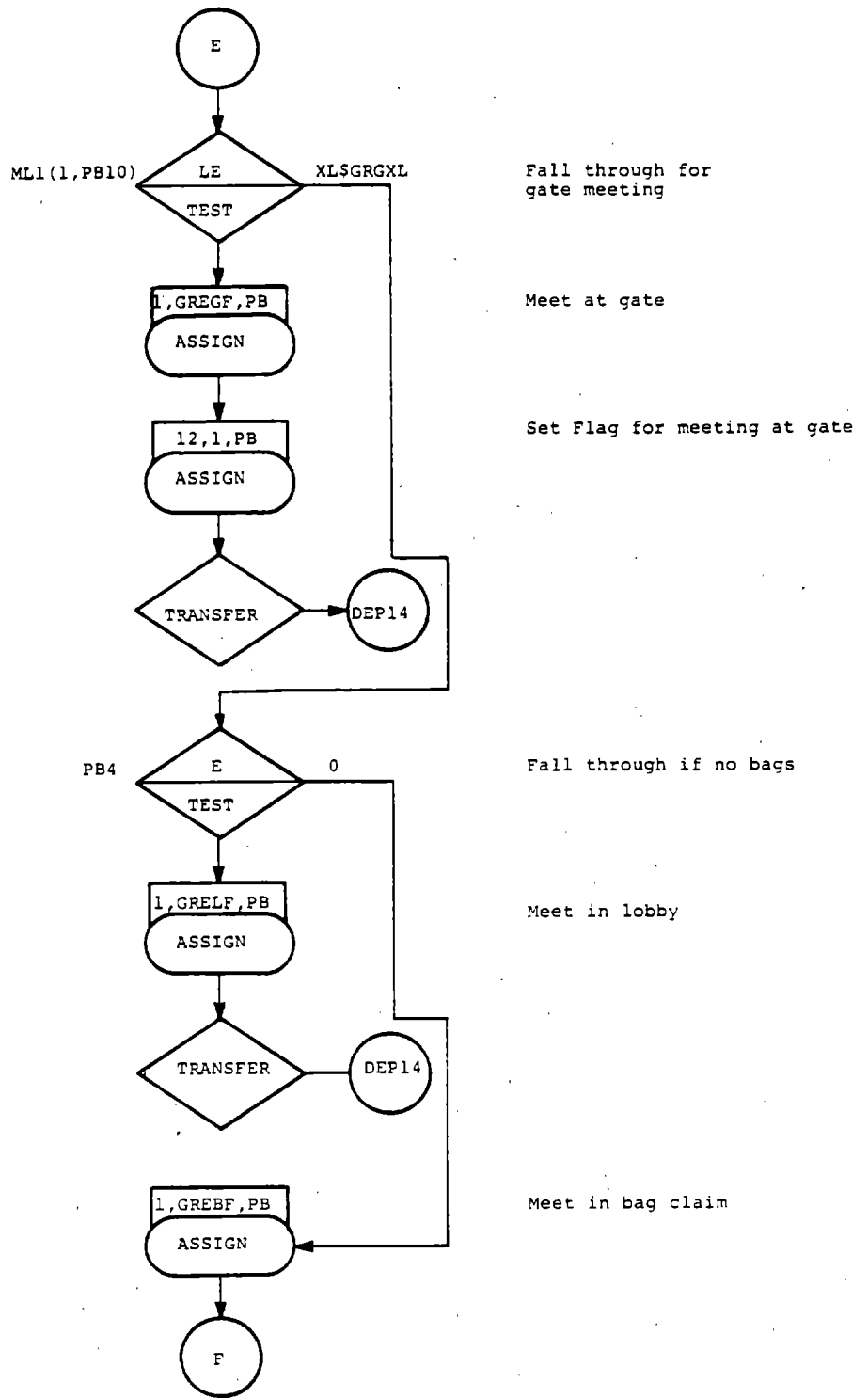


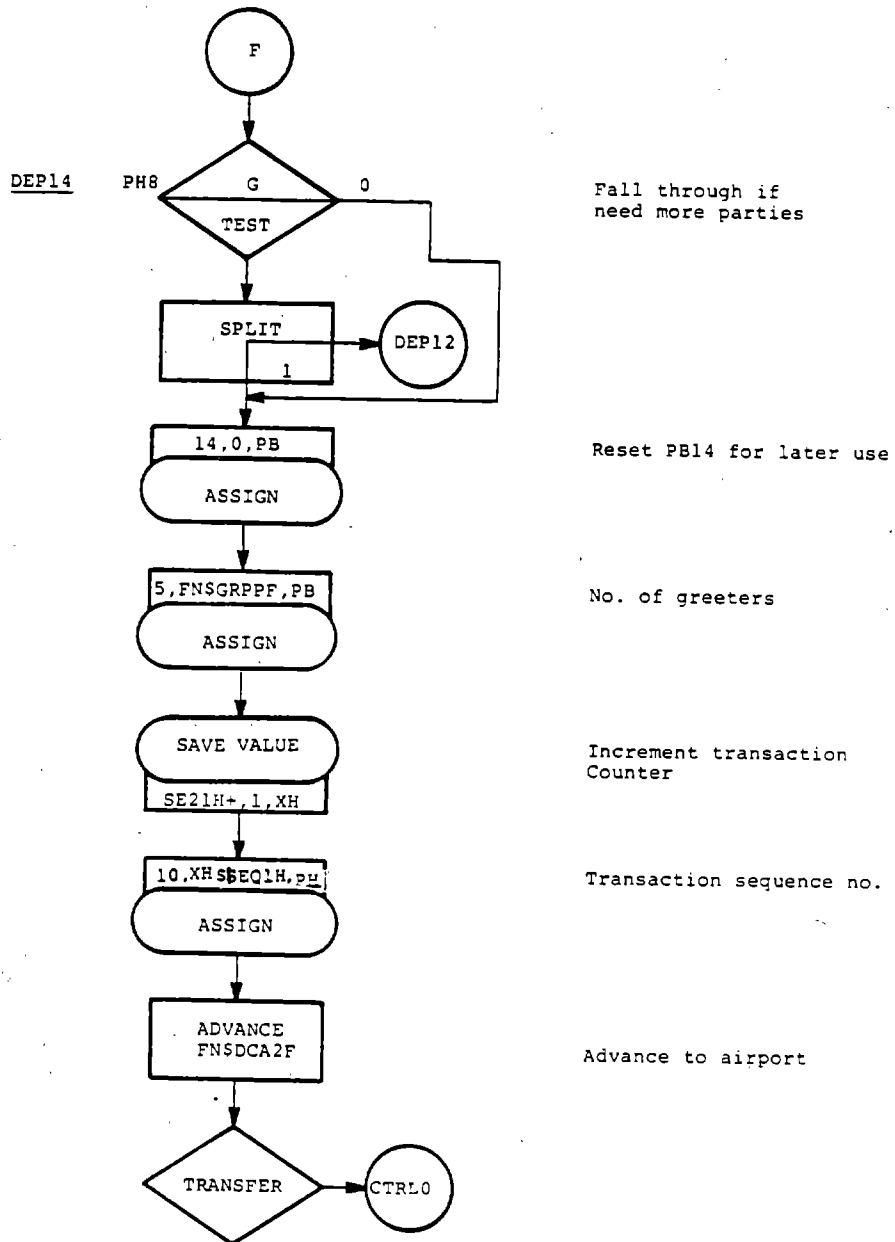
To curb without greeters logic



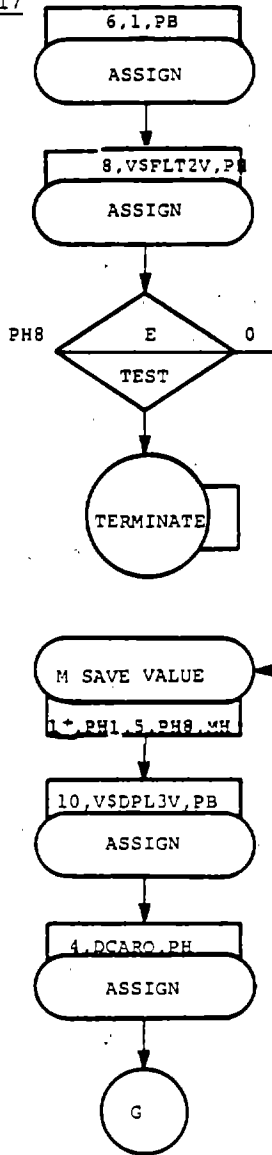








DEP17



Mode = Curb

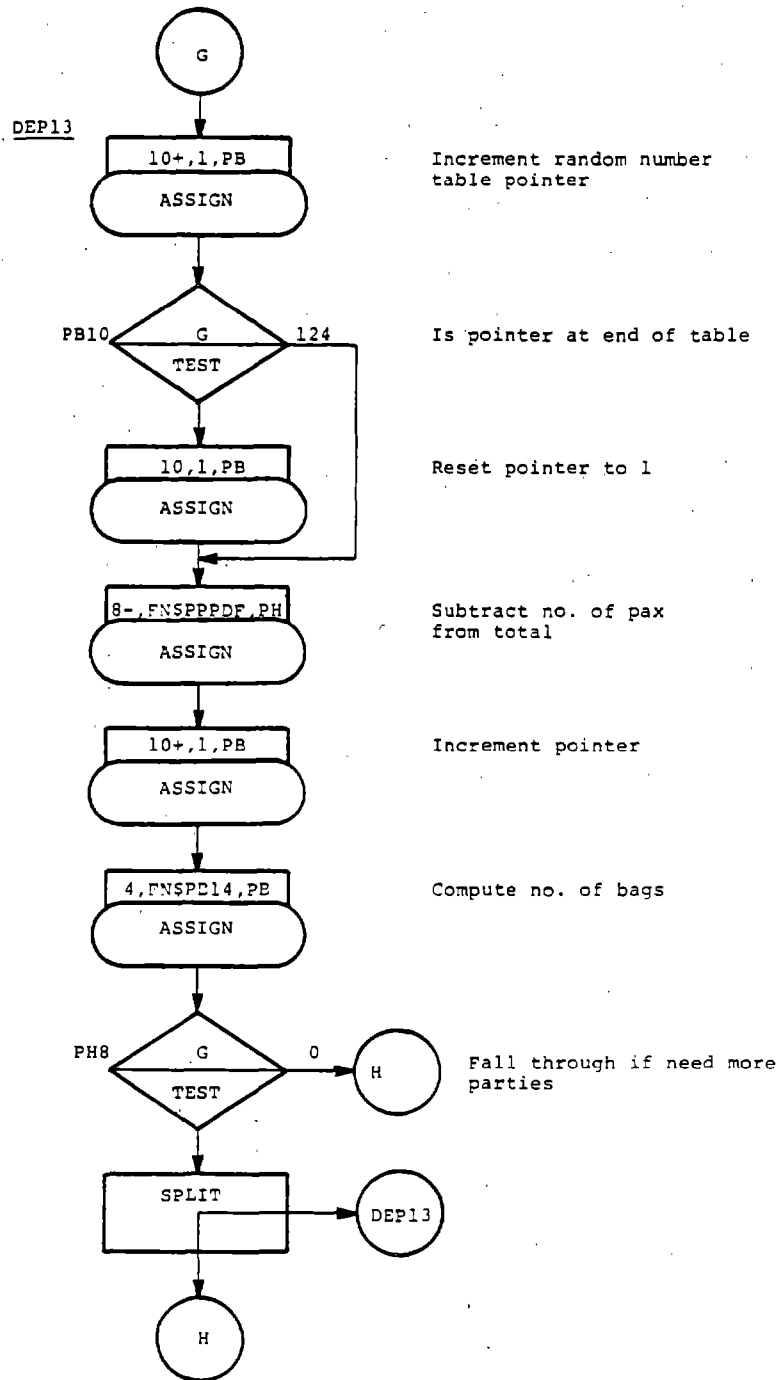
No. of pax to be met

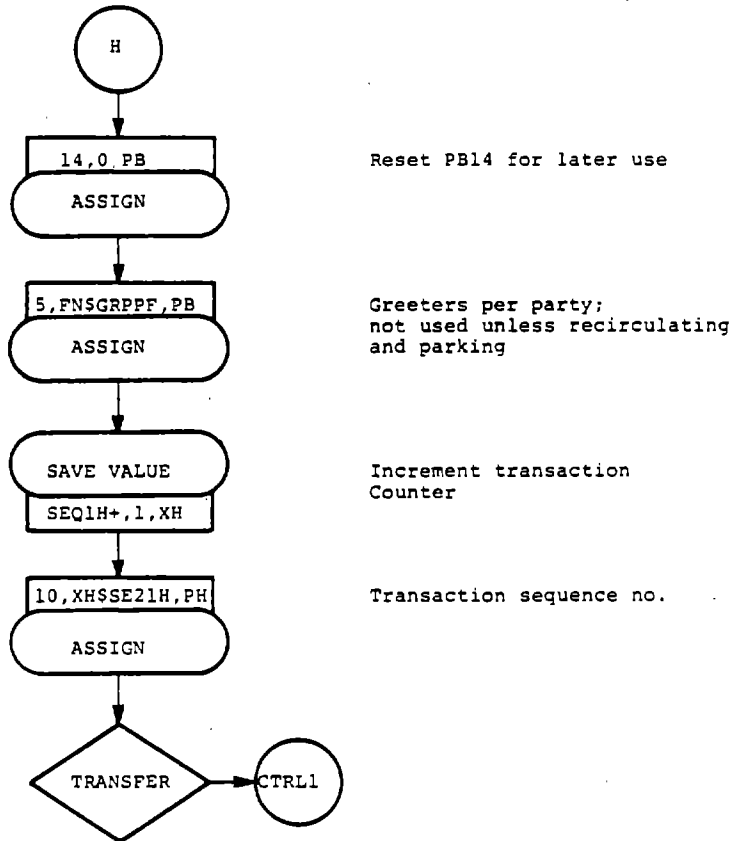
Fall through if none

Add to total met

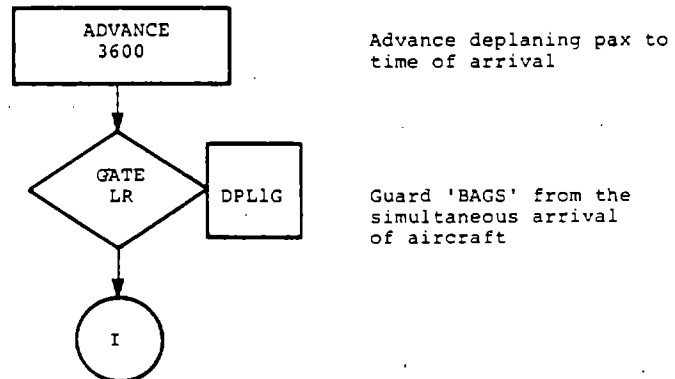
Starting point in random number table

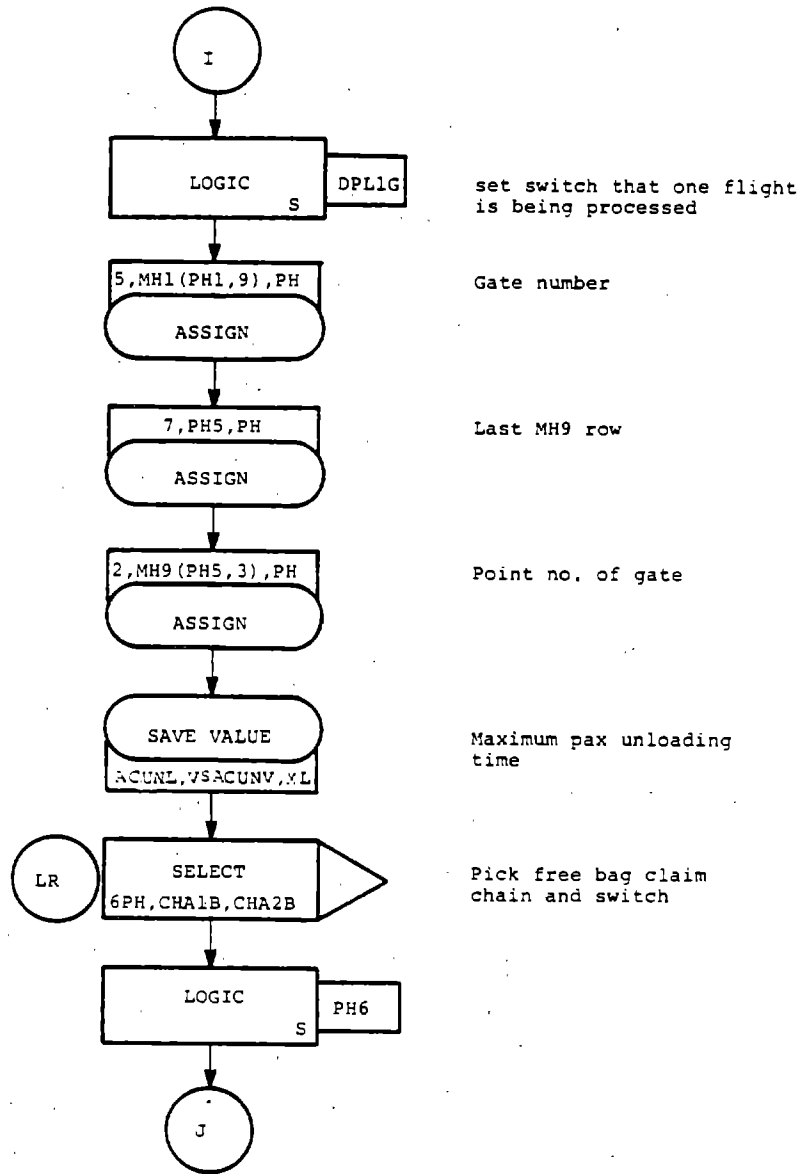
Will go to curb

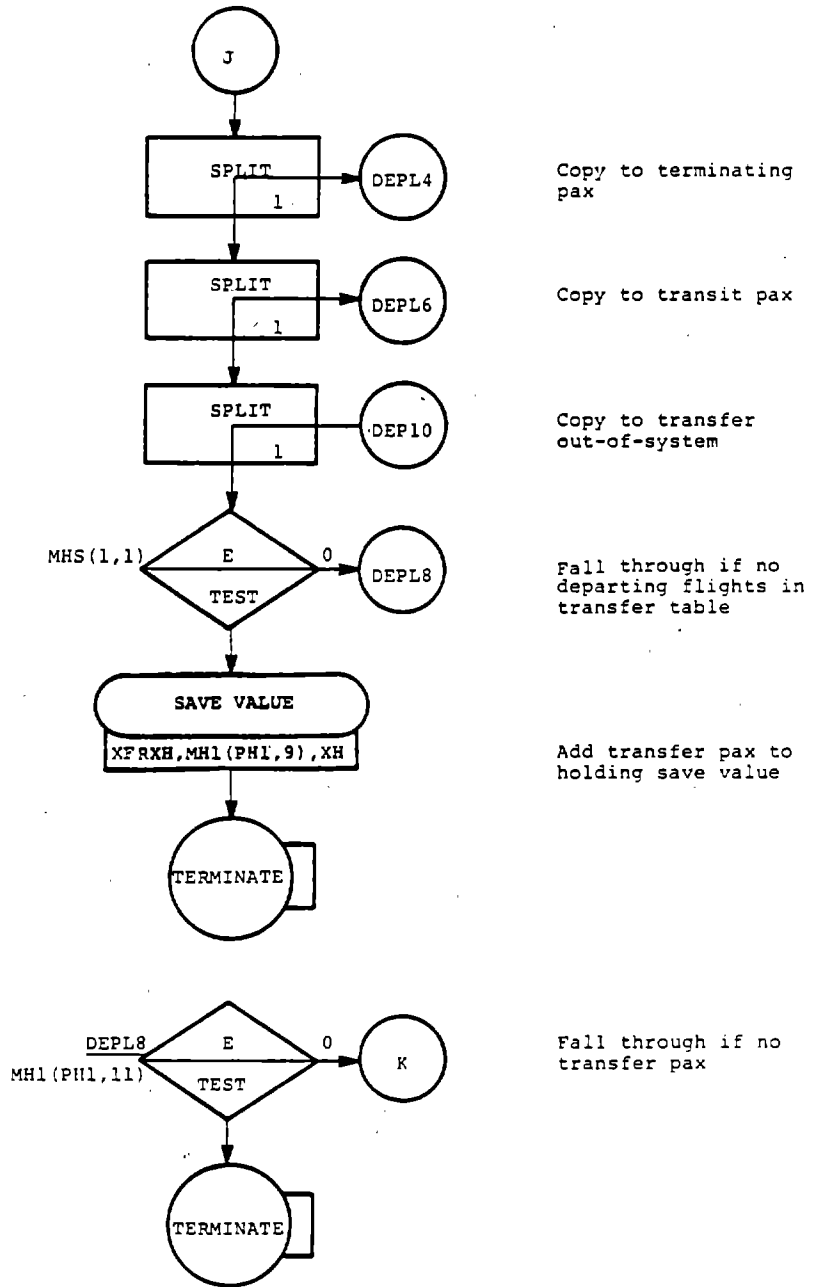


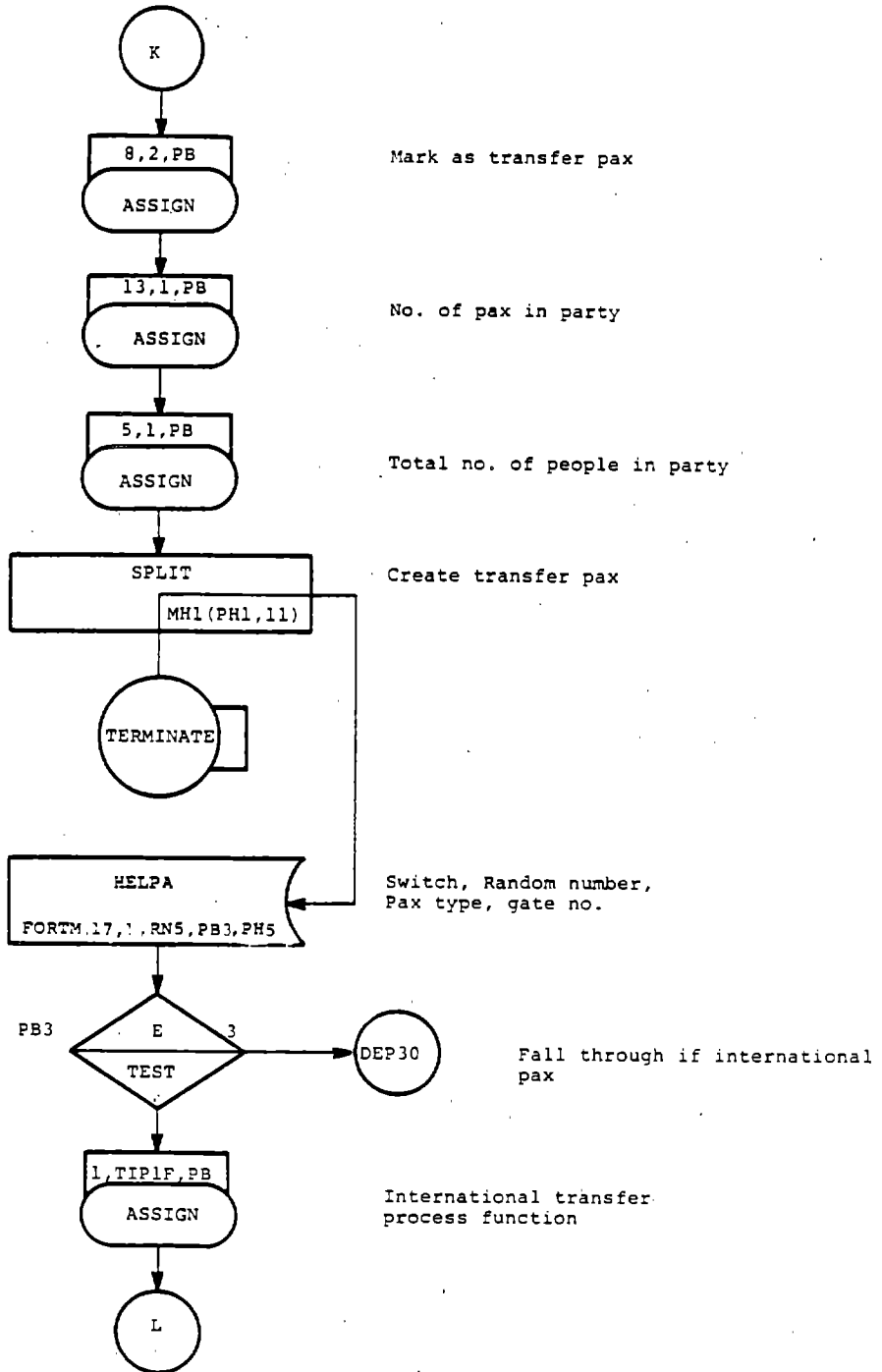


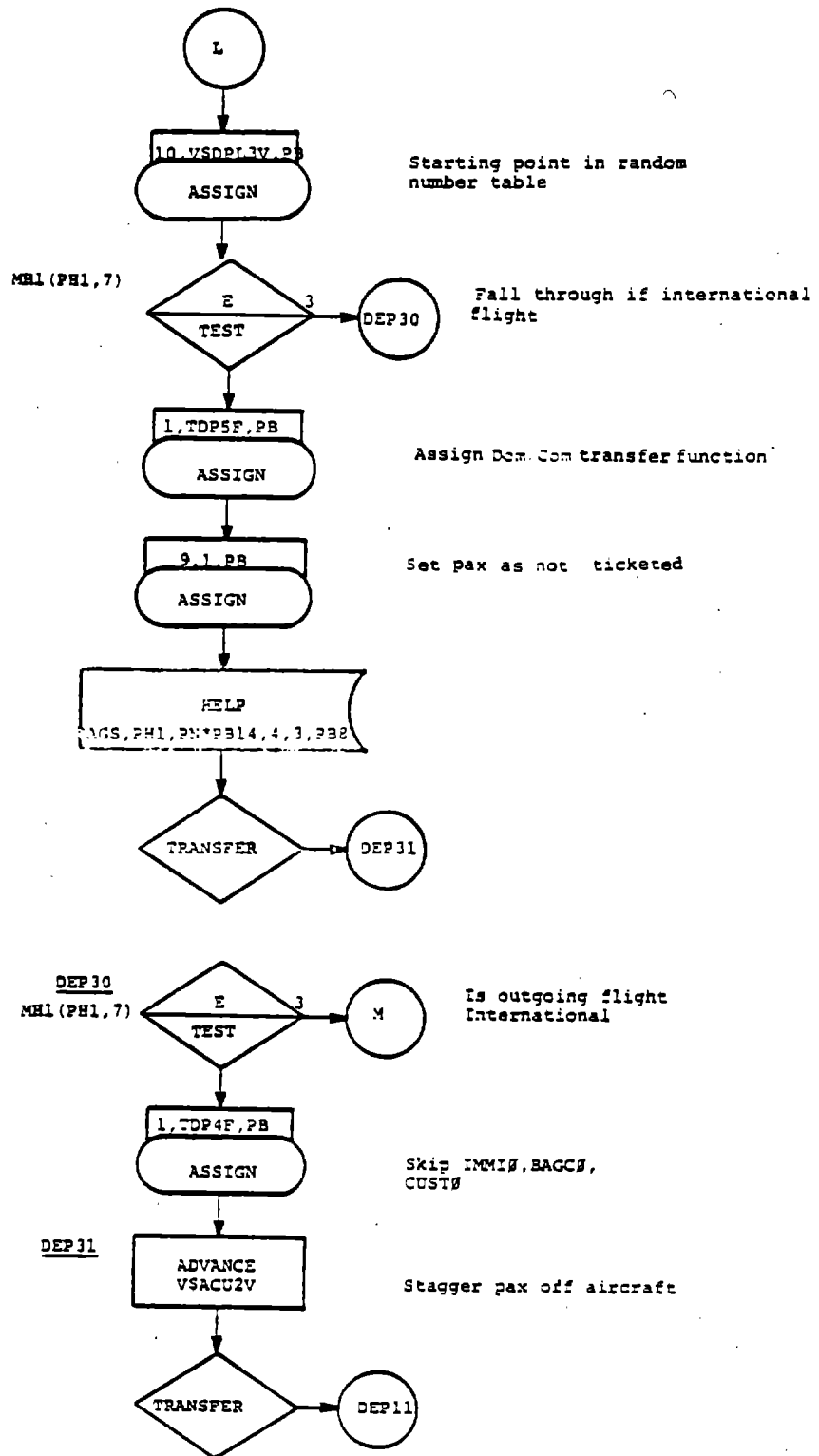
DEPL7

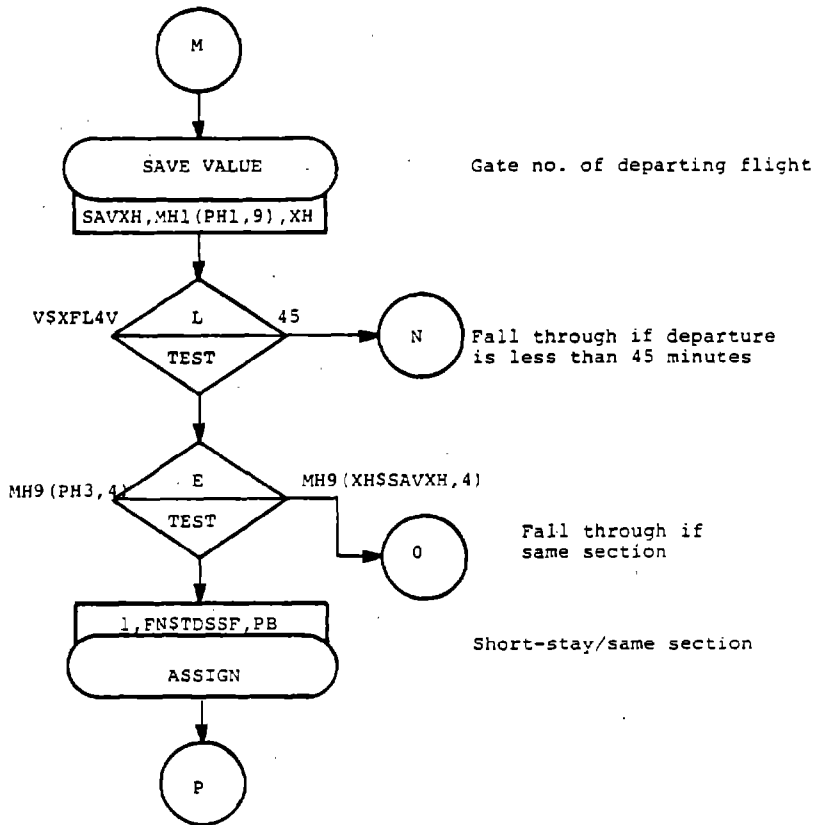


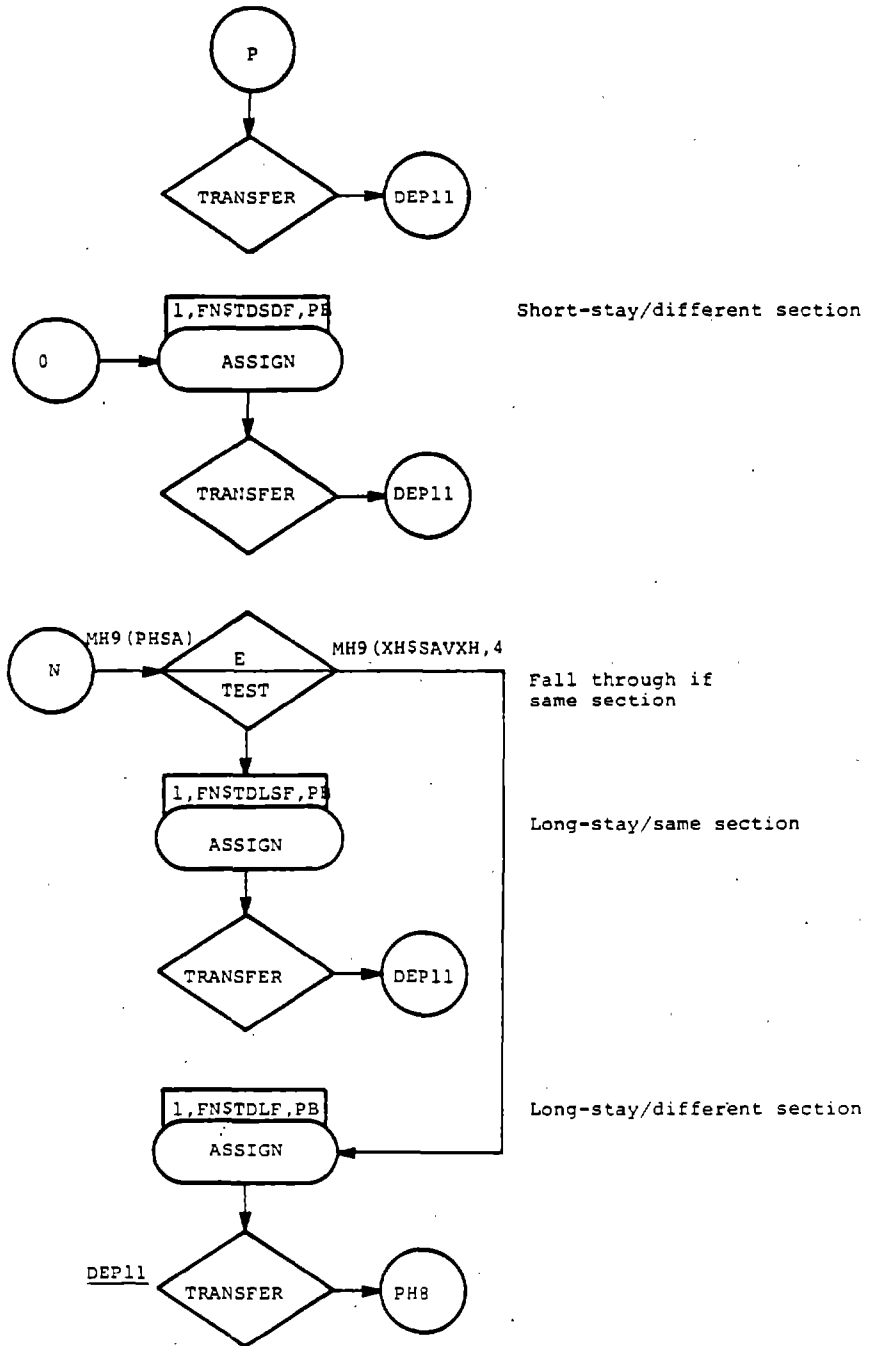


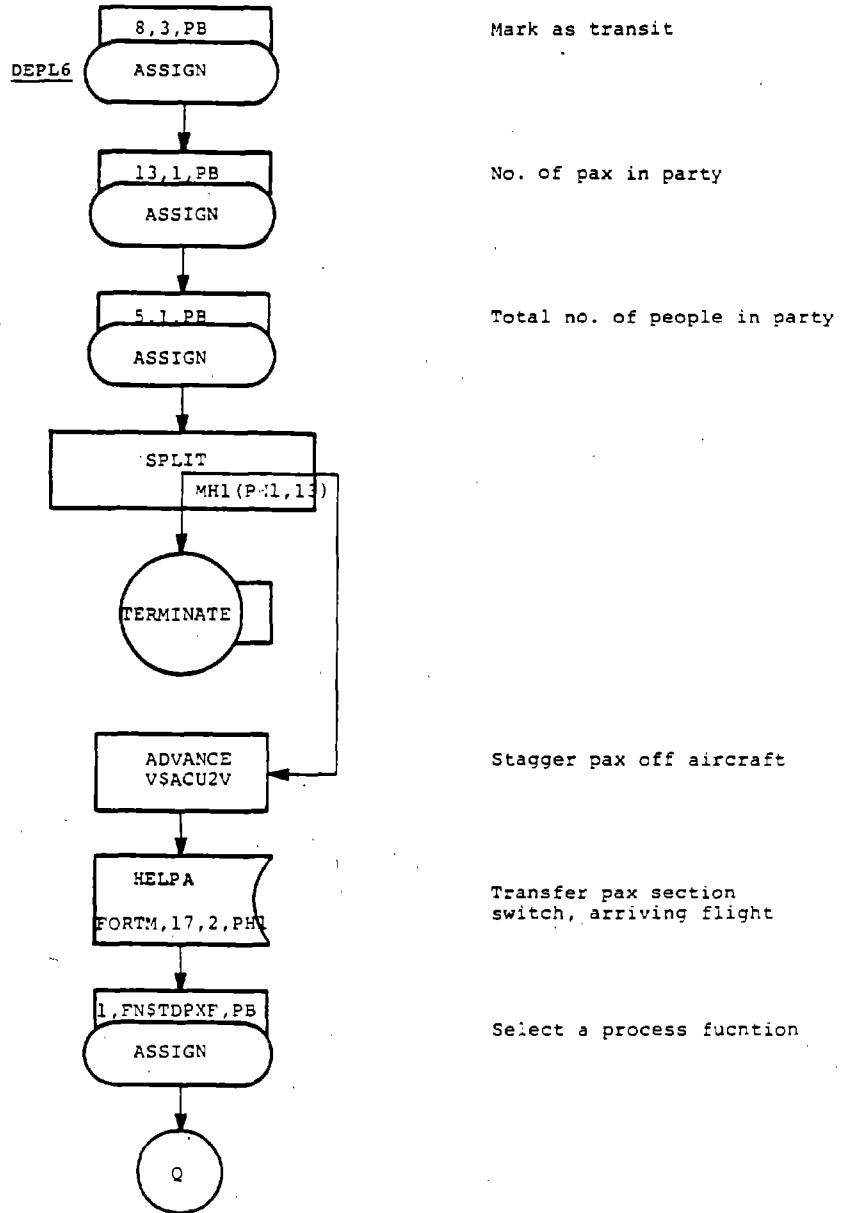


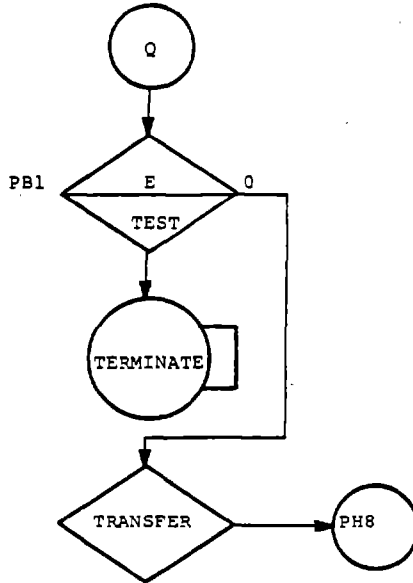




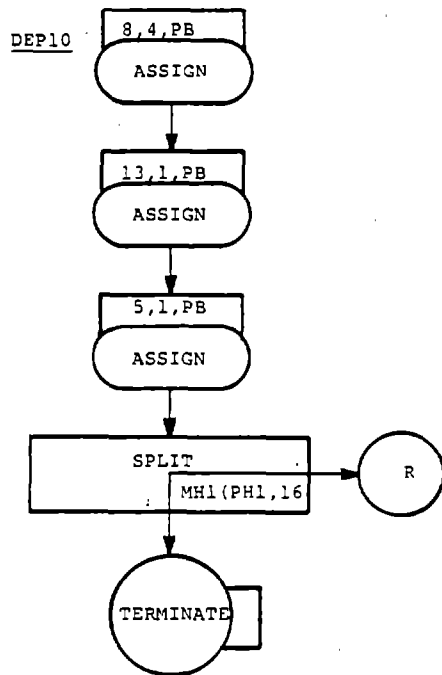








fall through if never deplaned

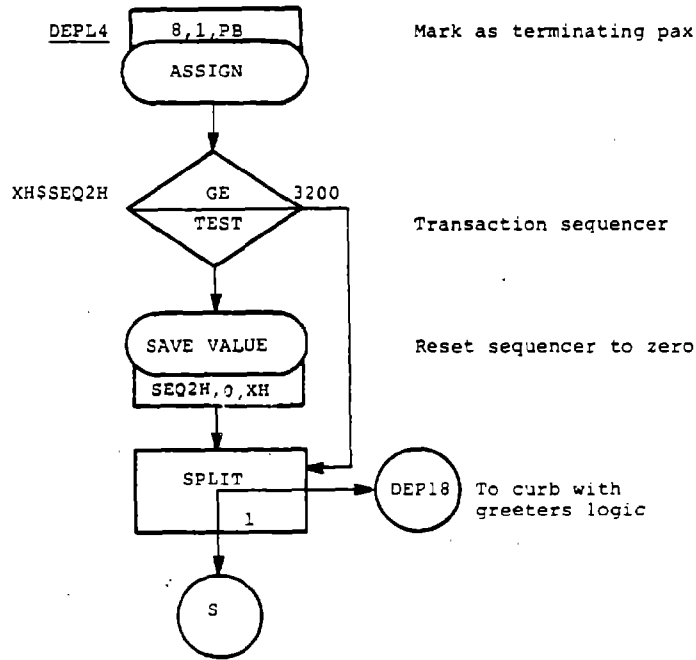
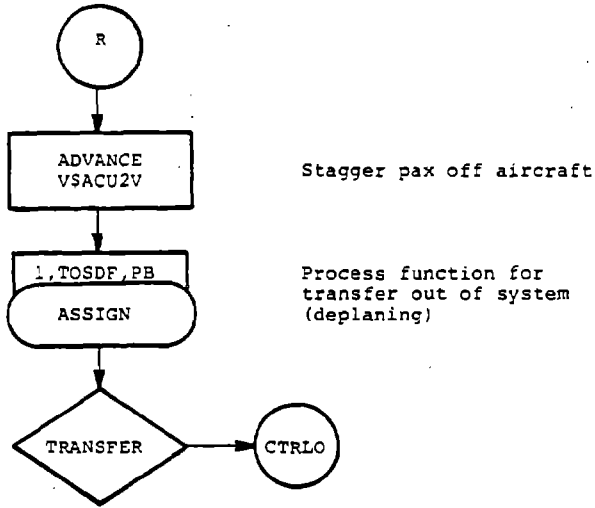


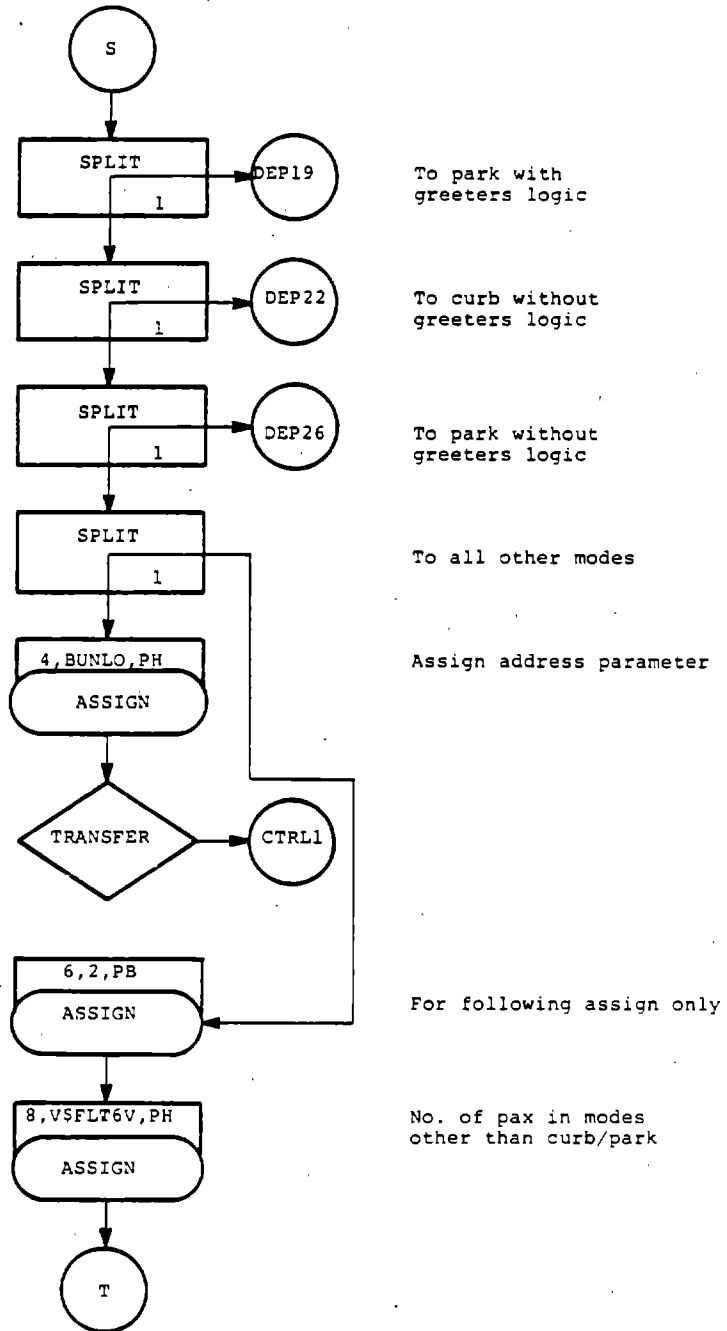
Mark as transfer-out-of-system

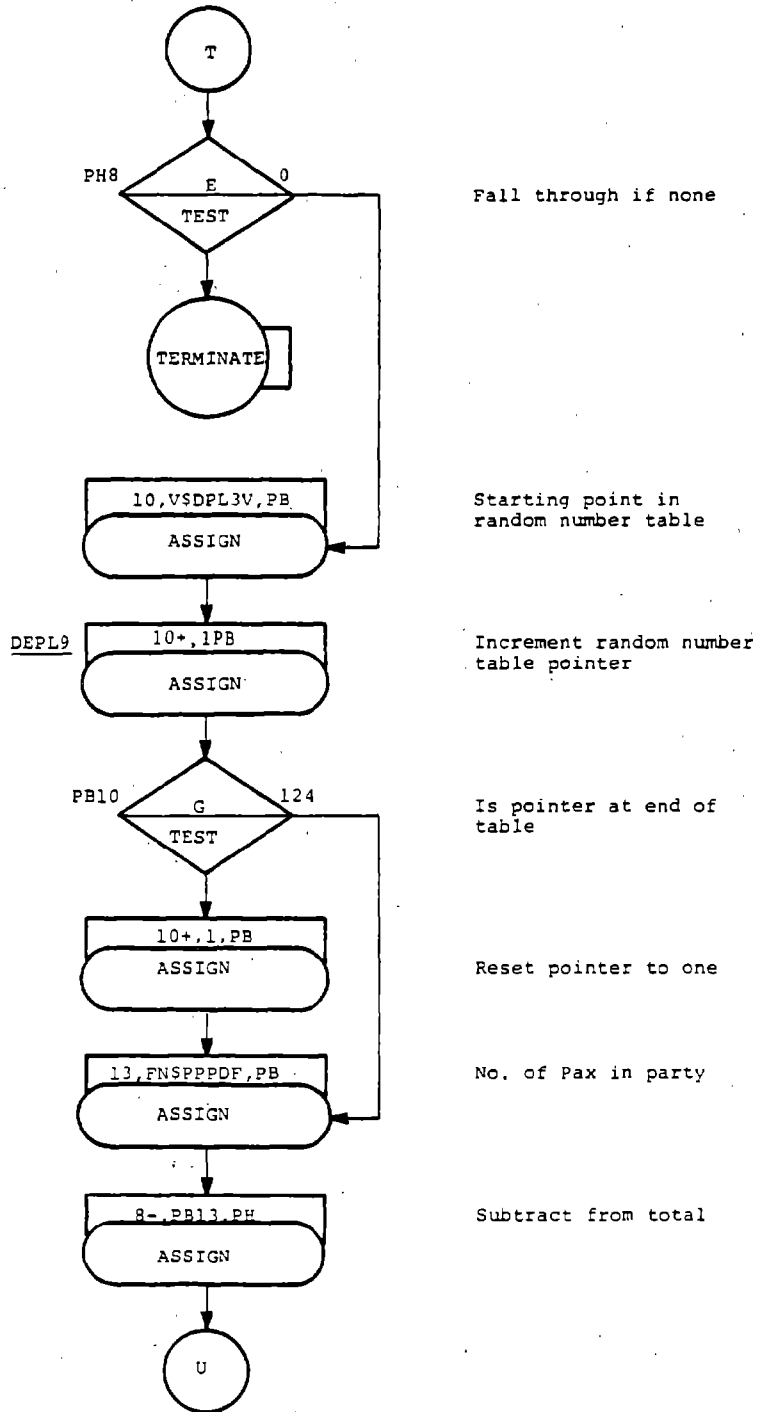
No. of pax in party

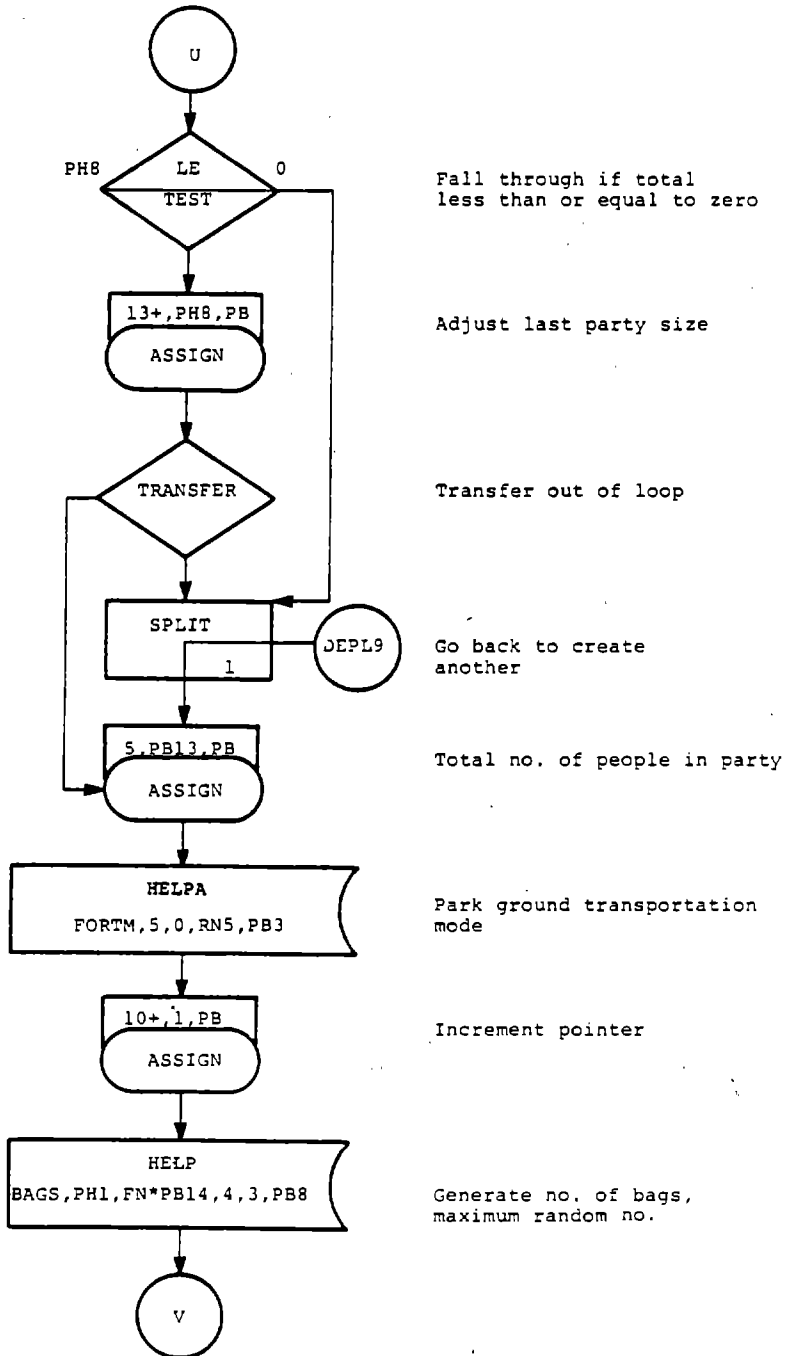
Total no. of people in party

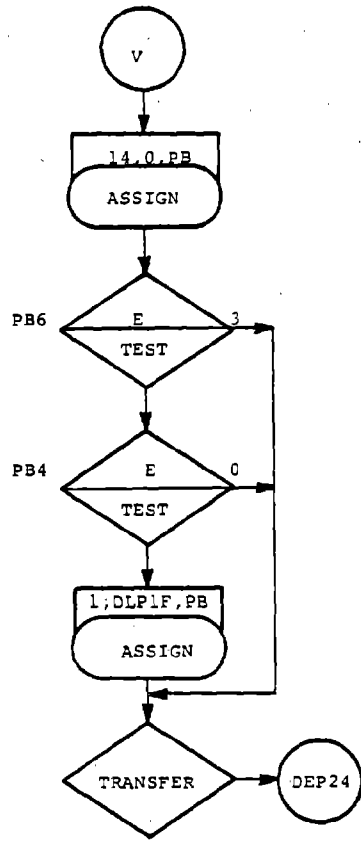
Create transfers out-of-system











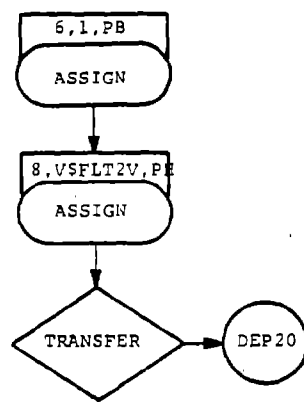
Reset PB14 for later use

If rent-a-car, use DDPLF

Fall through if no bags

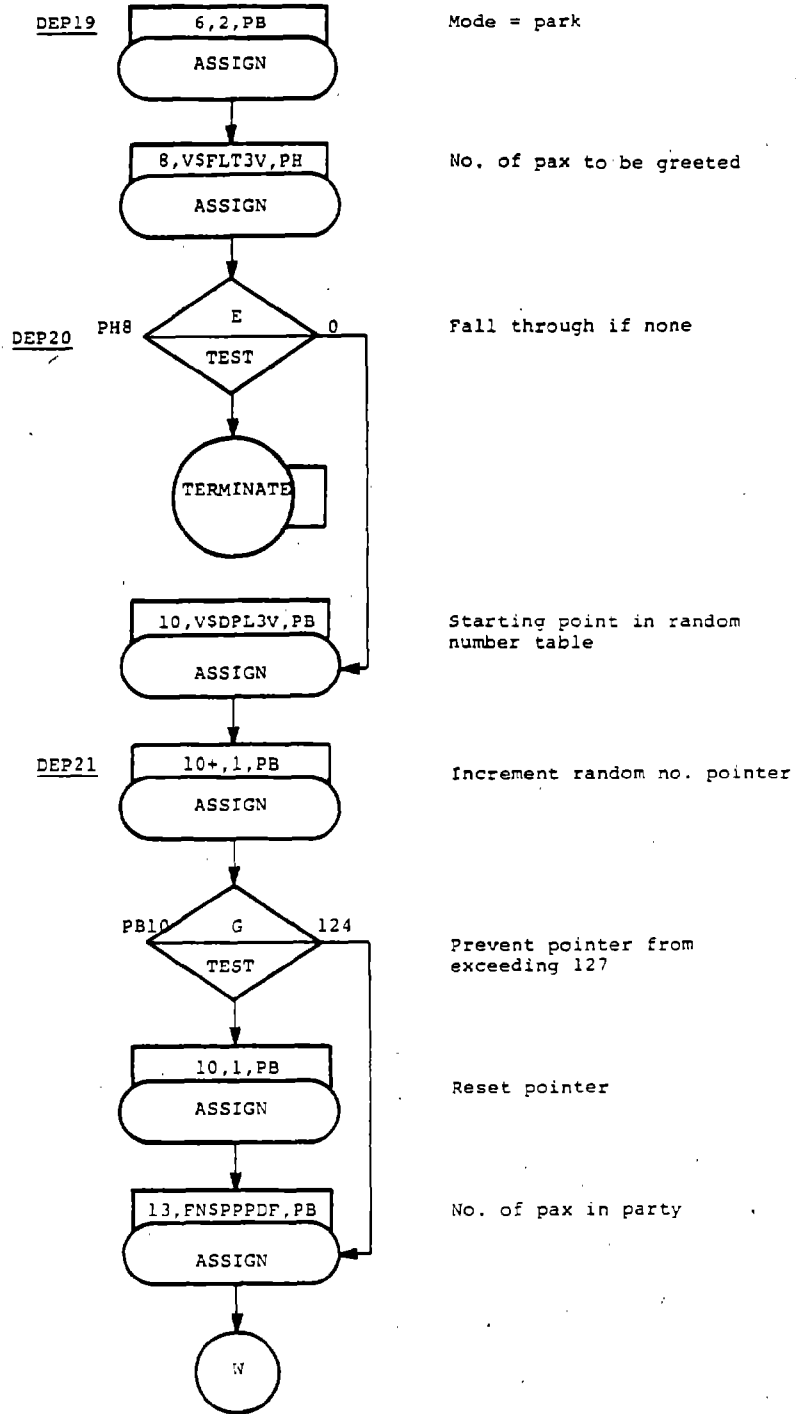
Change to lobby process function

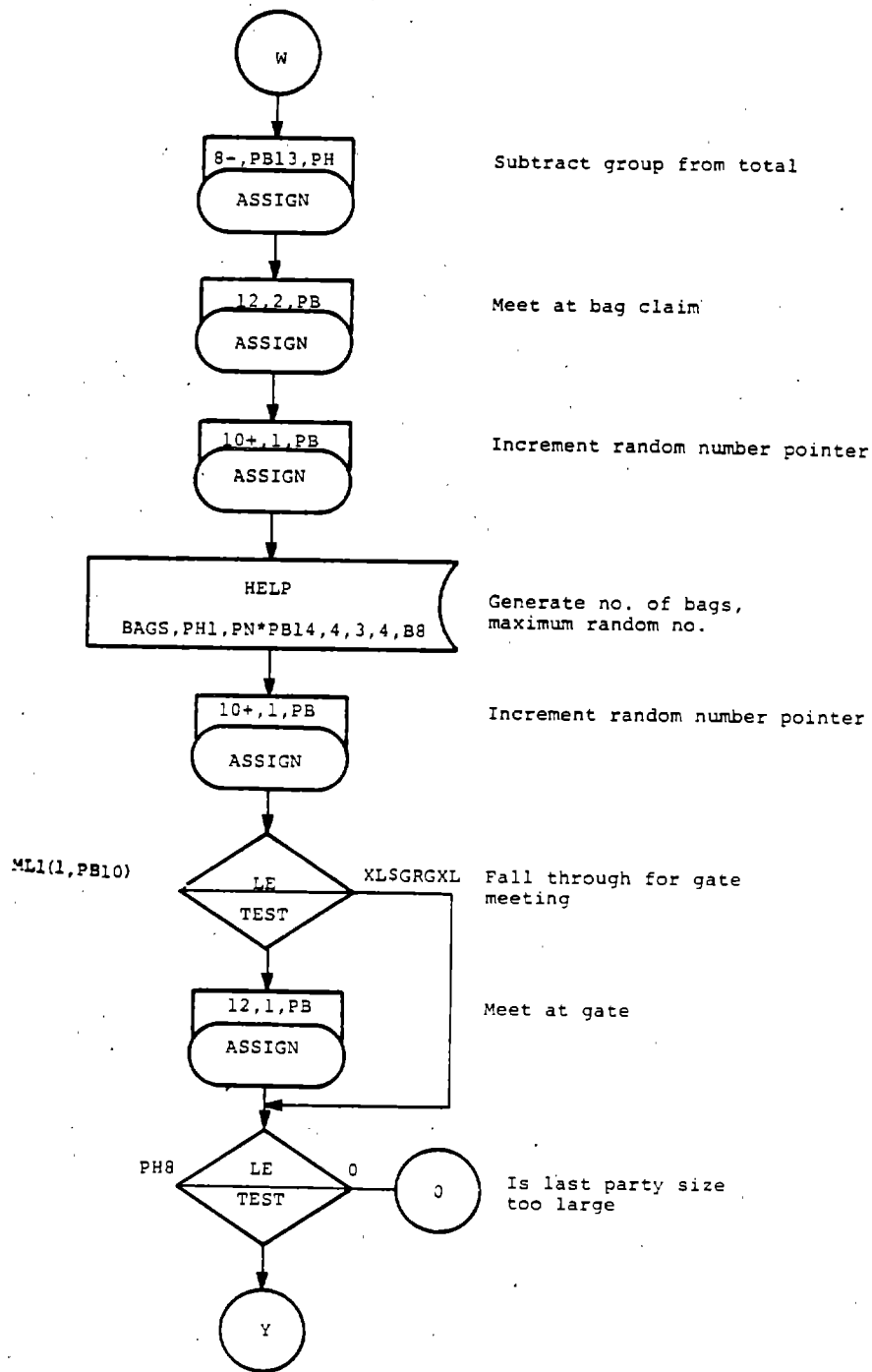
DEP18

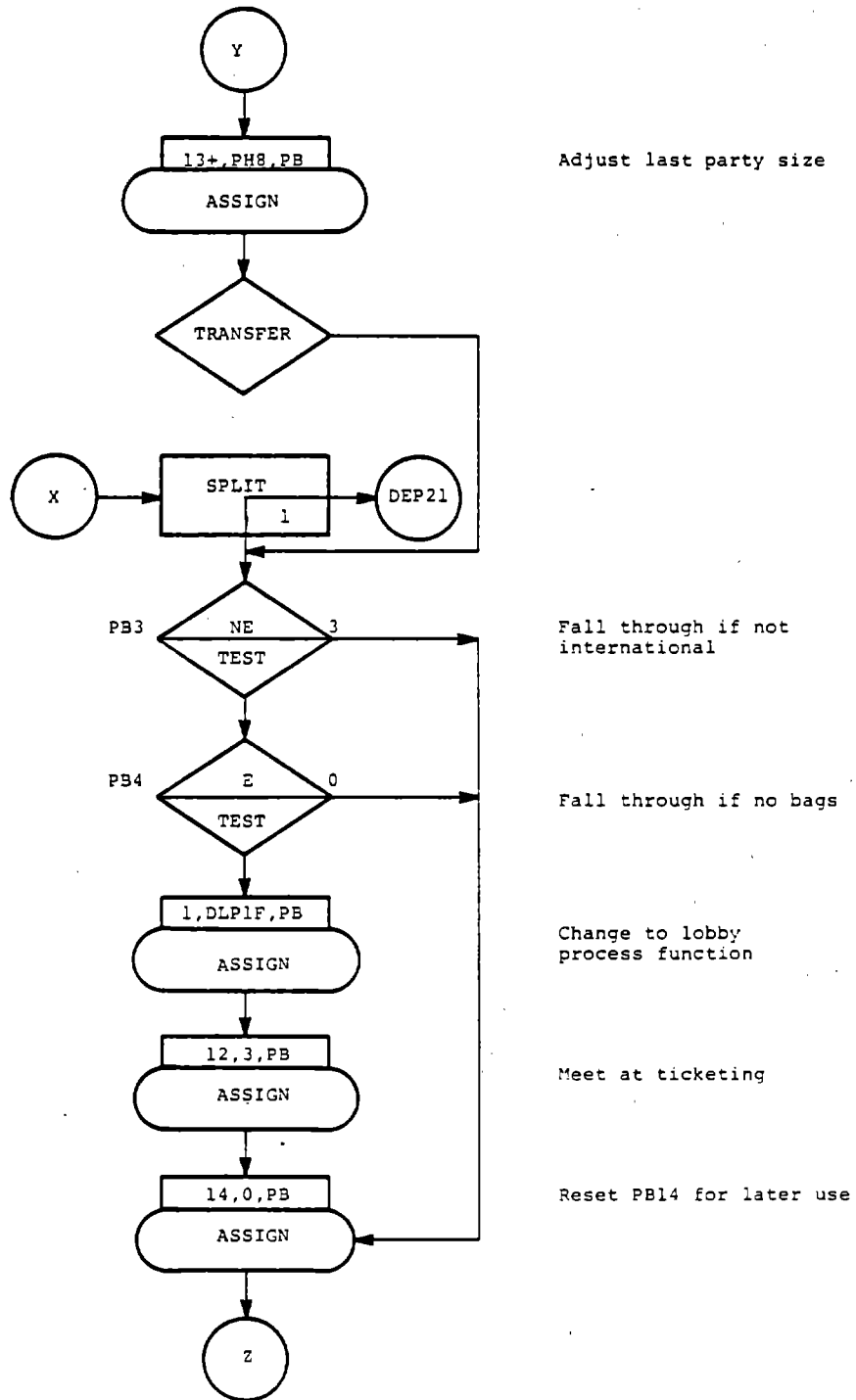


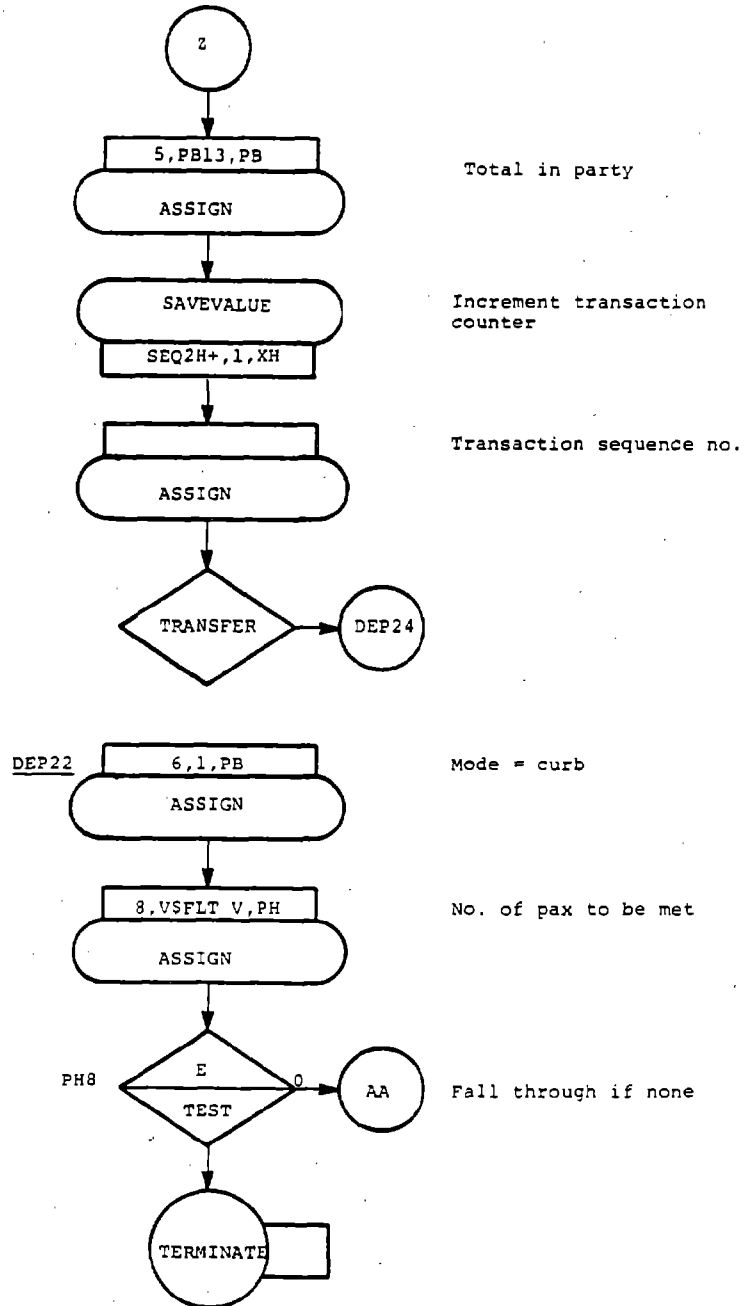
Mode = curb

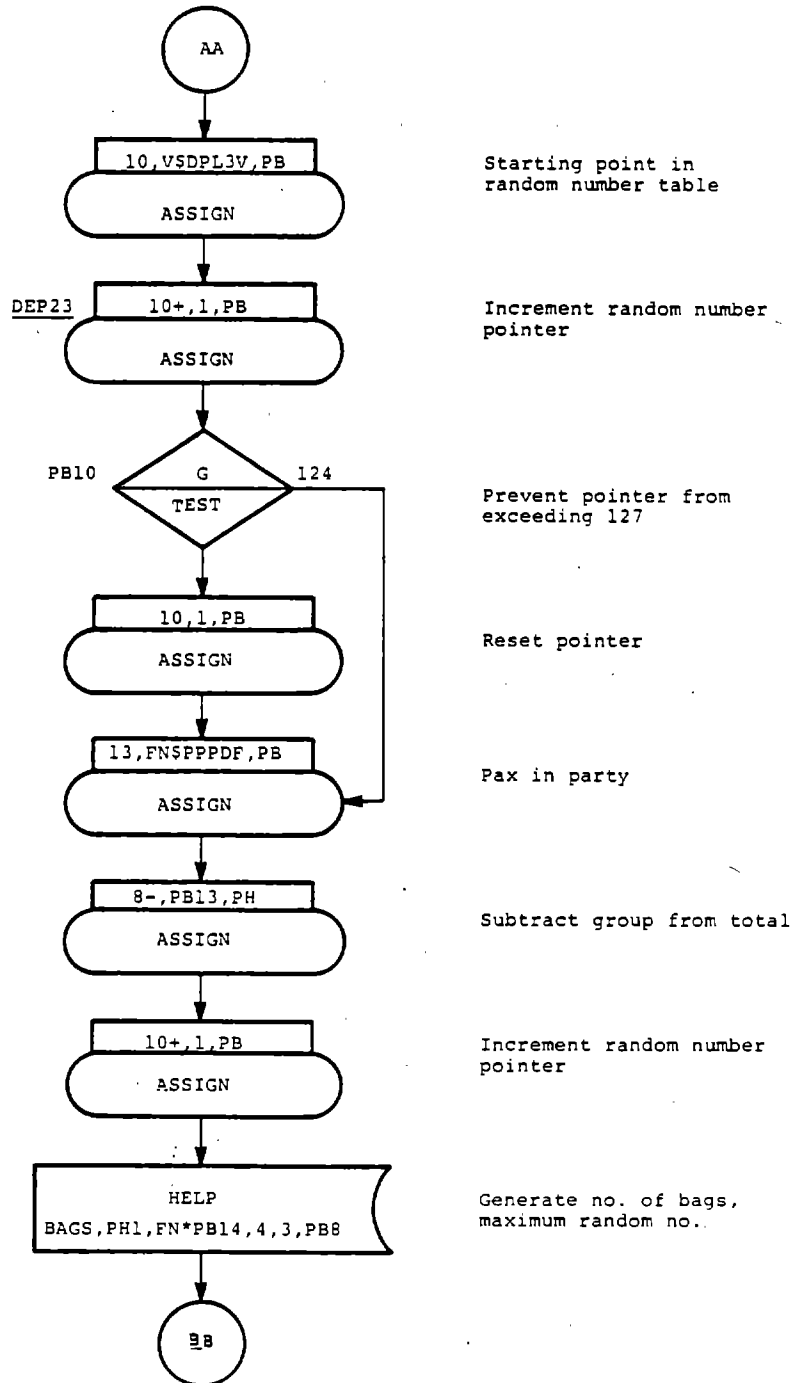
No. of parking greeters proceeding to curb

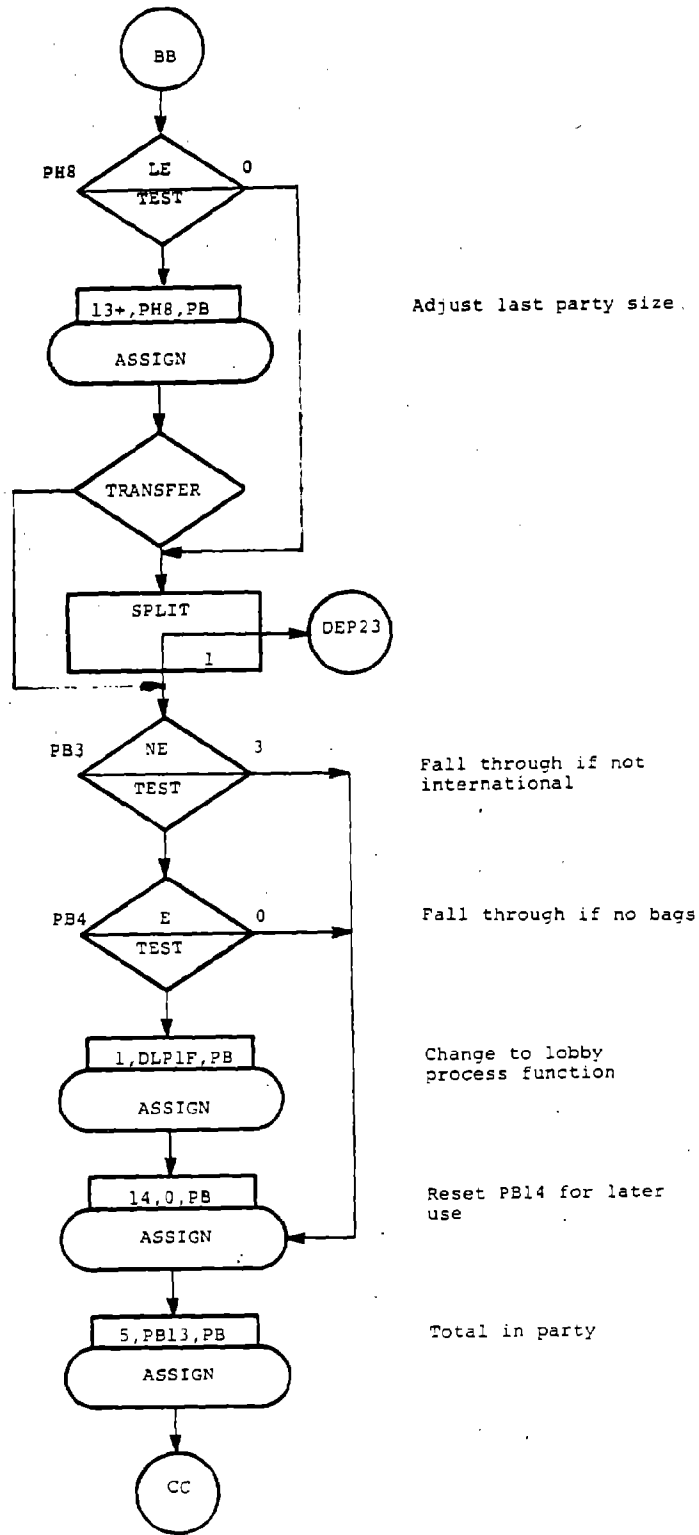


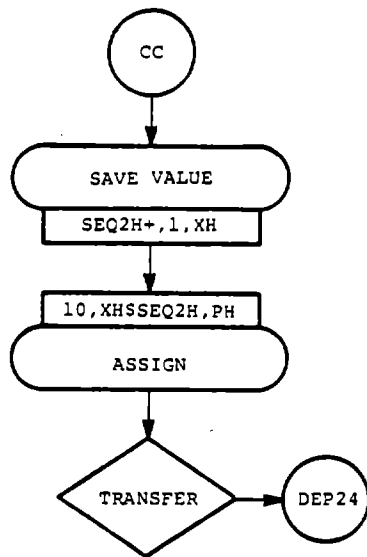






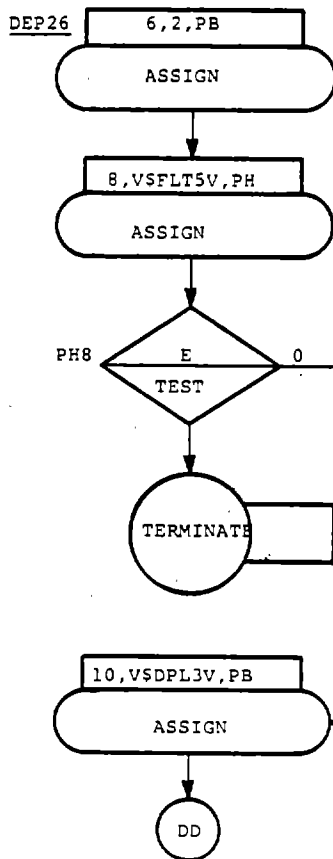






Increment transaction counter

Transaction sequence no.

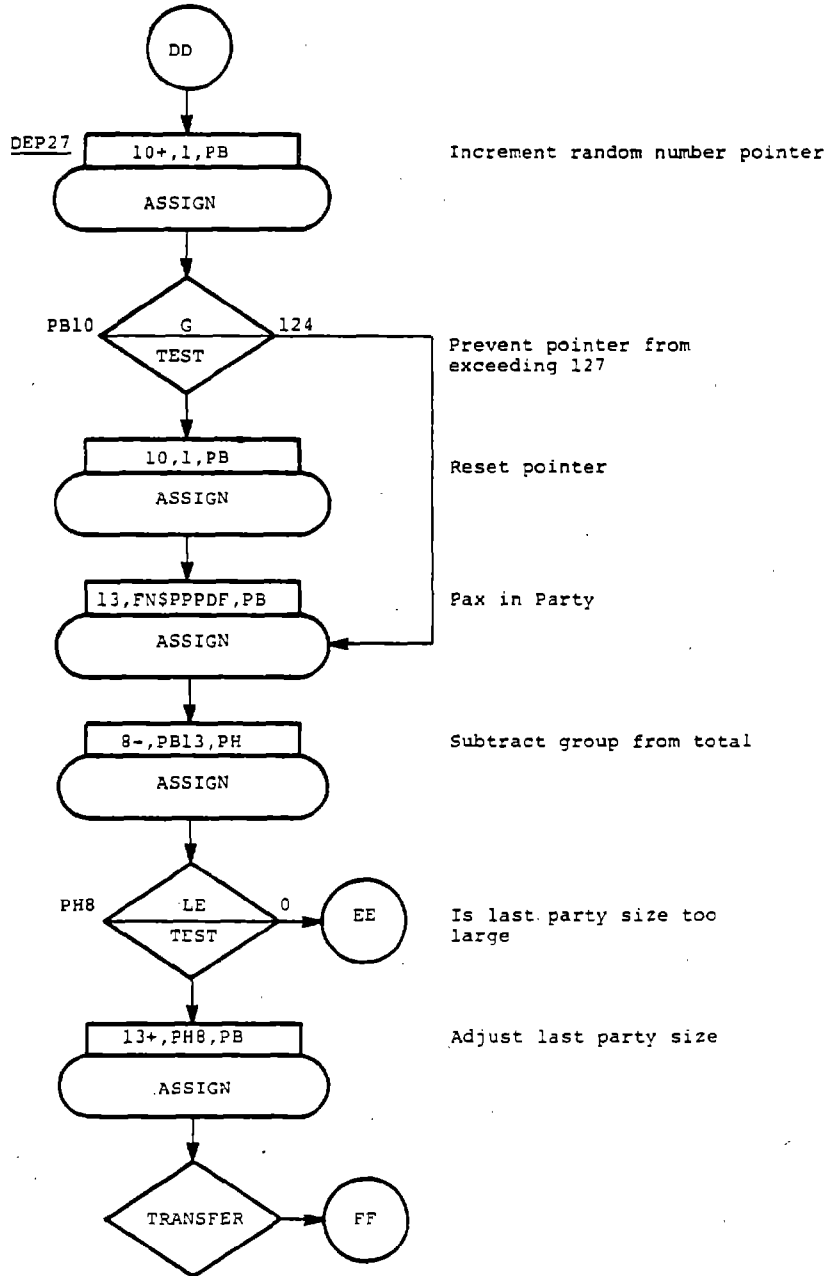


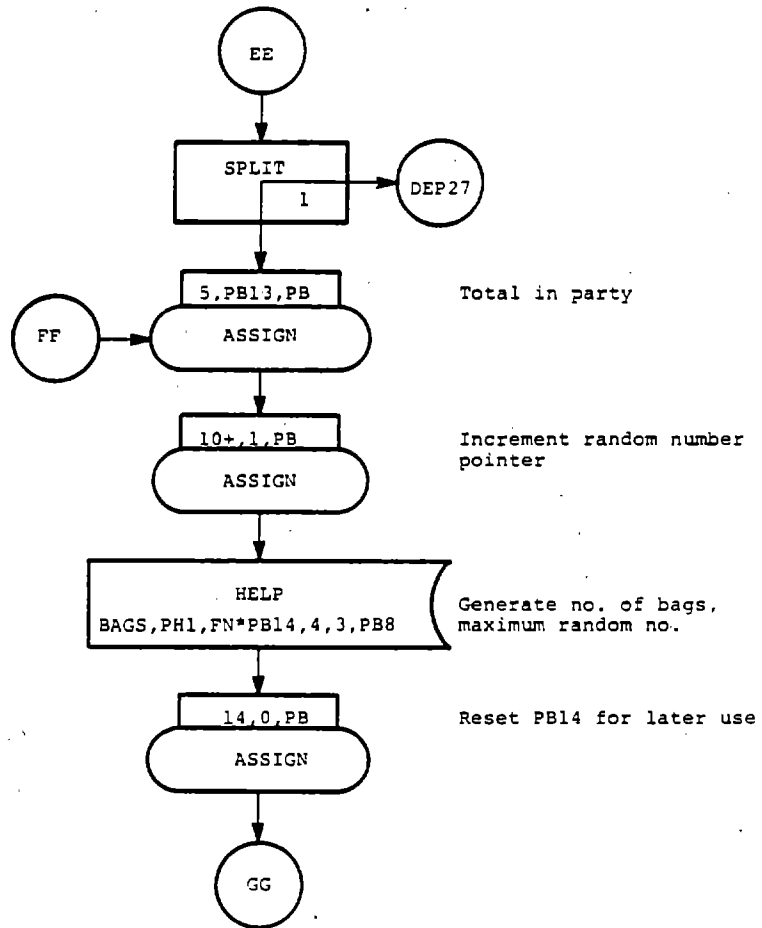
Mode = park

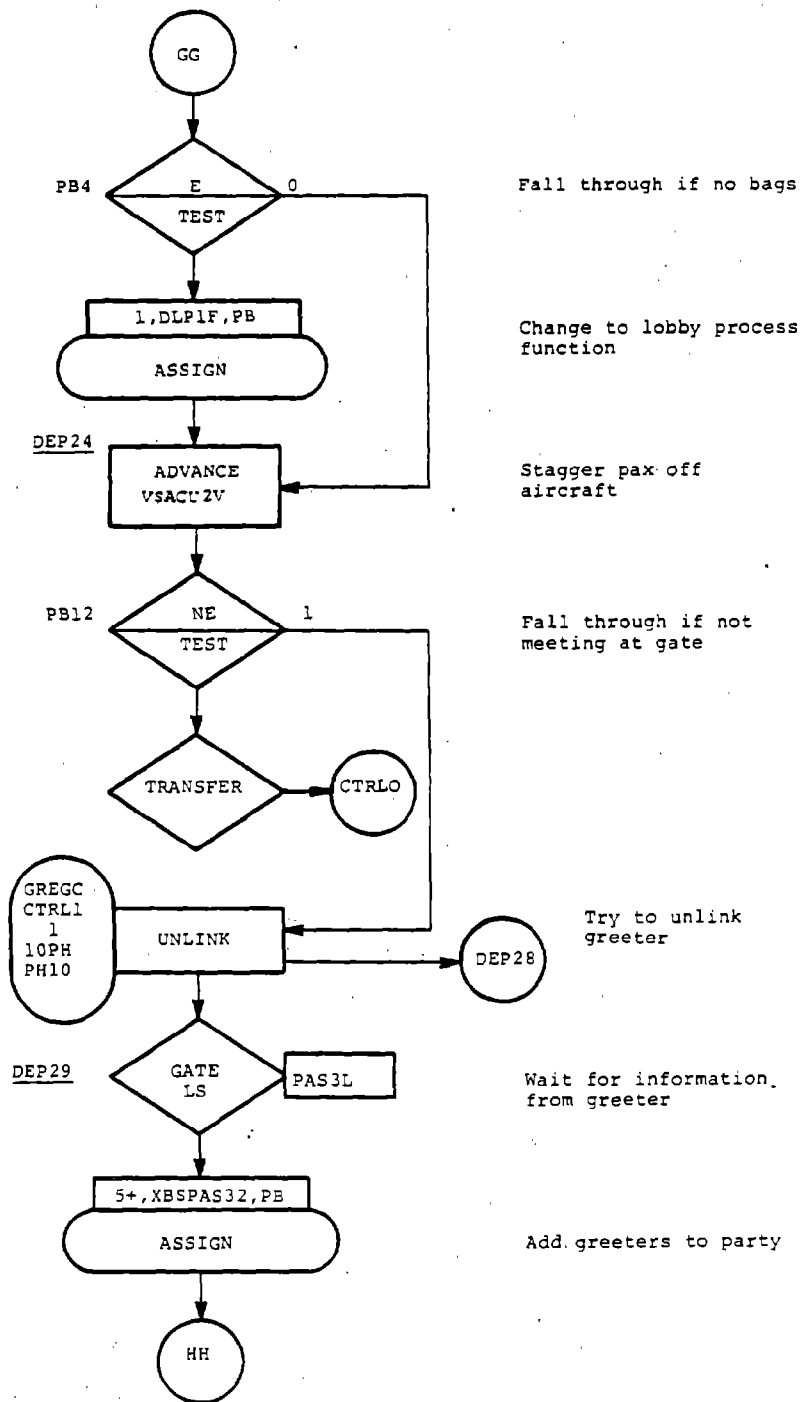
No. of pax to be created

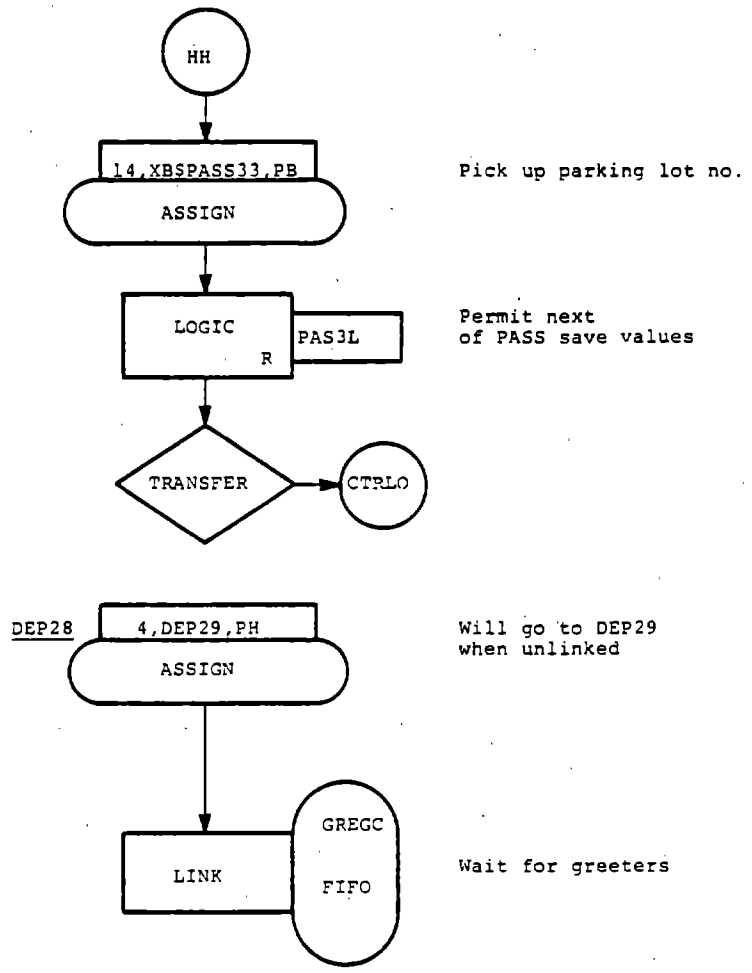
Fall through if none

Starting point in random number table









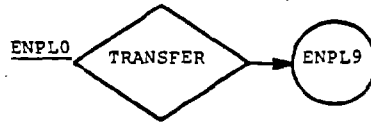
Pick up parking lot no.

Permit next of PASS save values

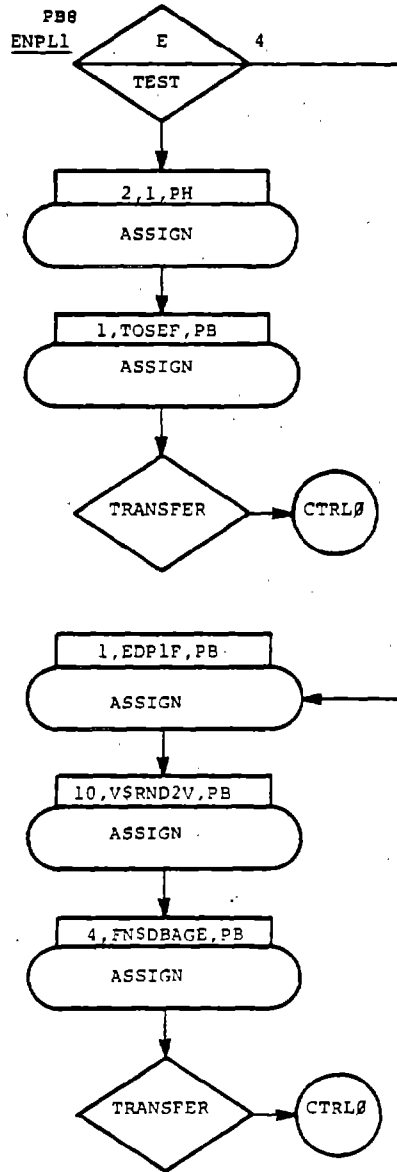
Will go to DEP29 when unlinked

Wait for greeters

ENPLANING PASSENGER LOGIC



First transaction on JOBTAPE which is a dummy, is sent here



Fall through if transfer from out of system

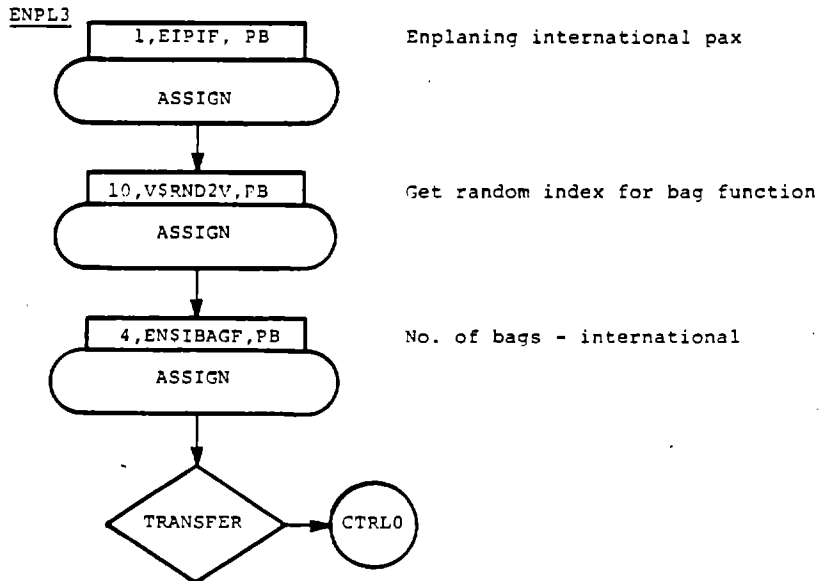
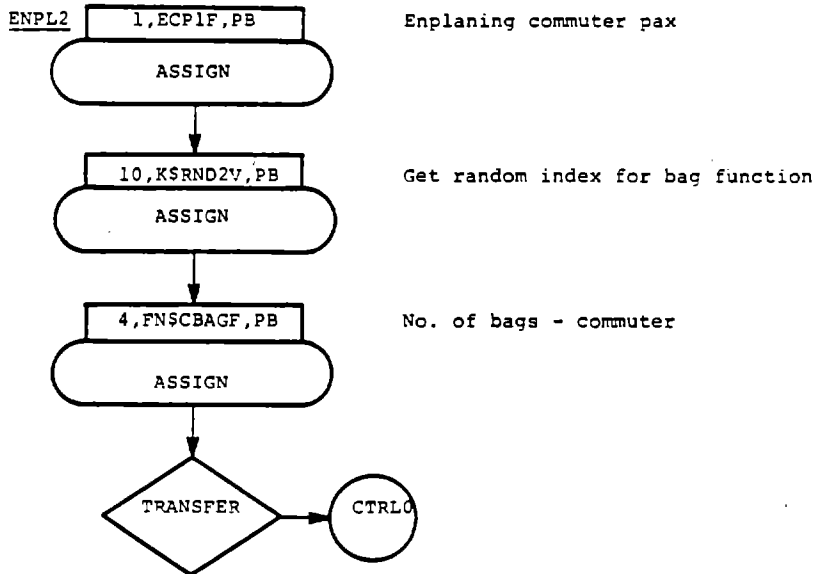
Entrance facility for out of system transfers

Process function number

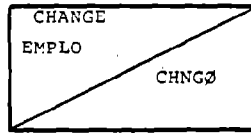
Enplaning domestic pax

Get random index for bag function

No. of bags - domestic

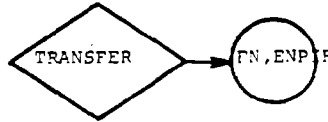


ENPL9

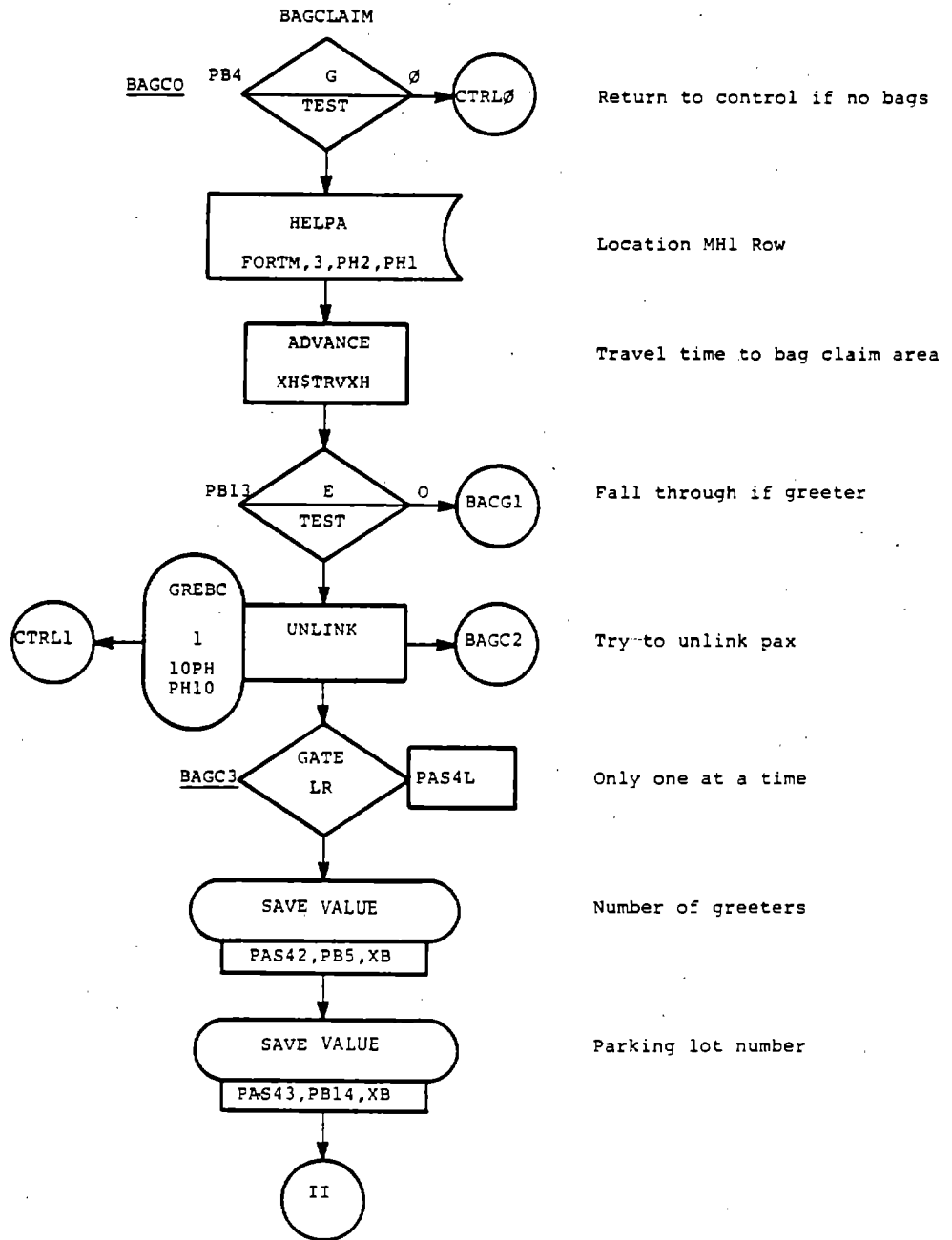


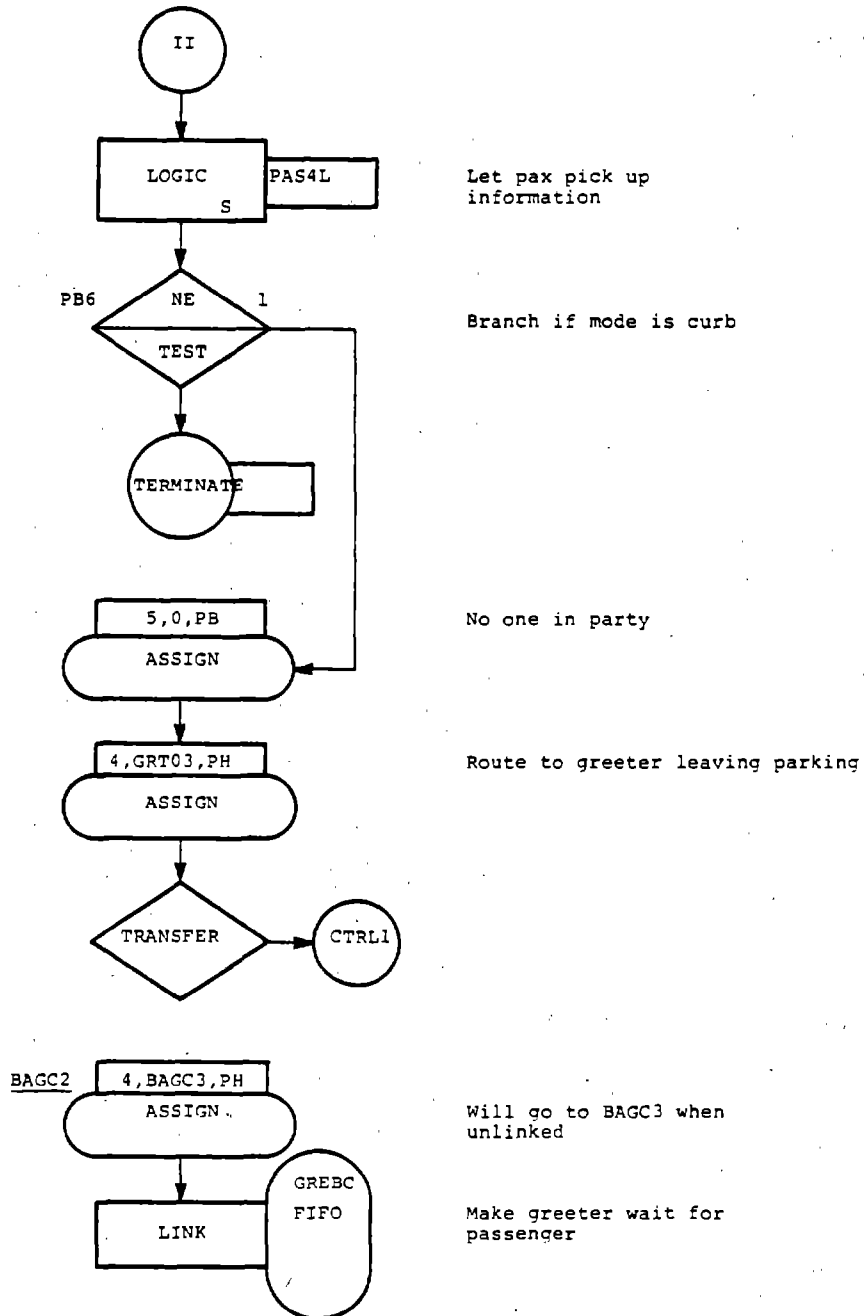
Redirect actual enplaning
pax transactions to CHNGØ

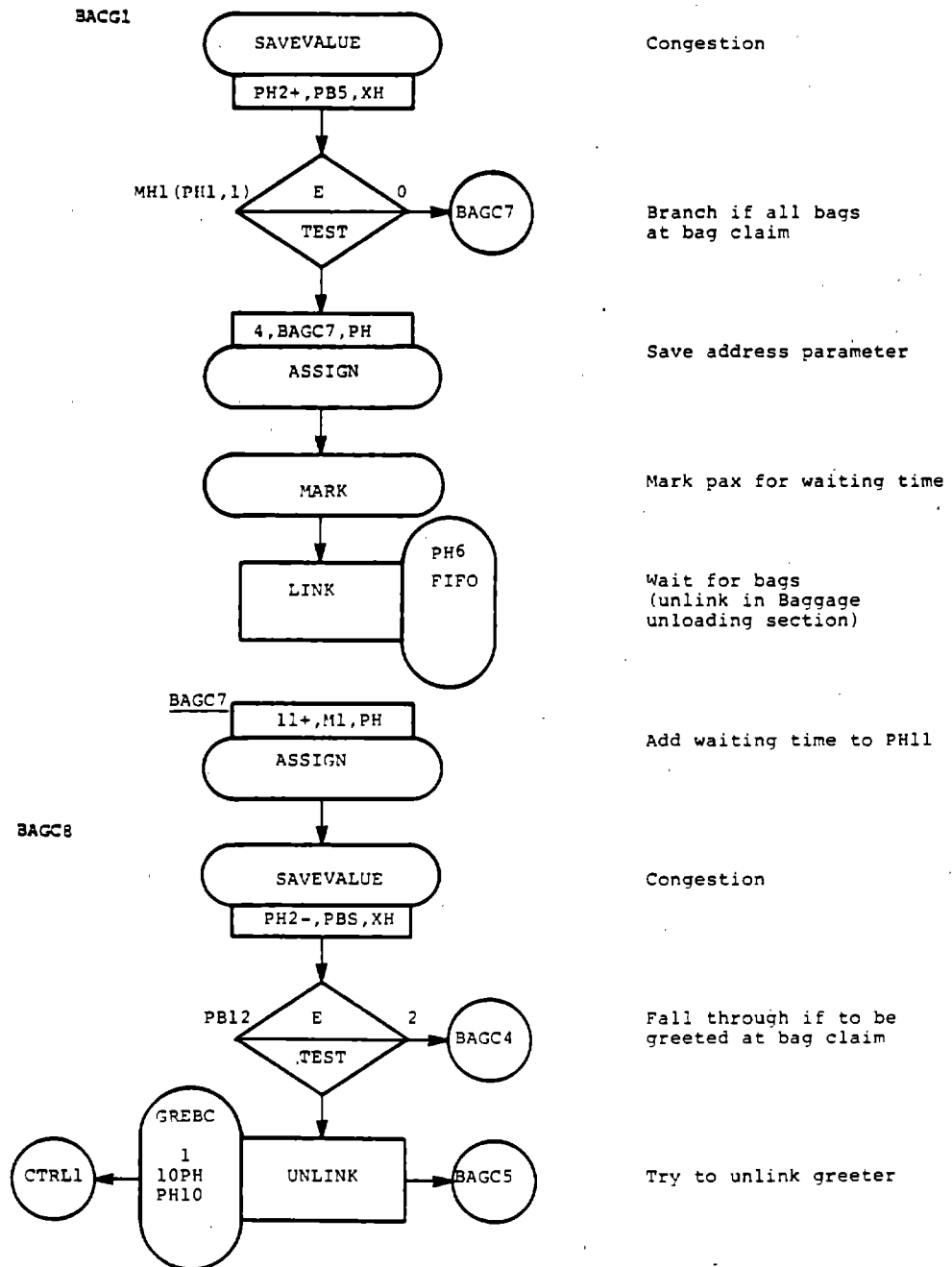
CHNGØ

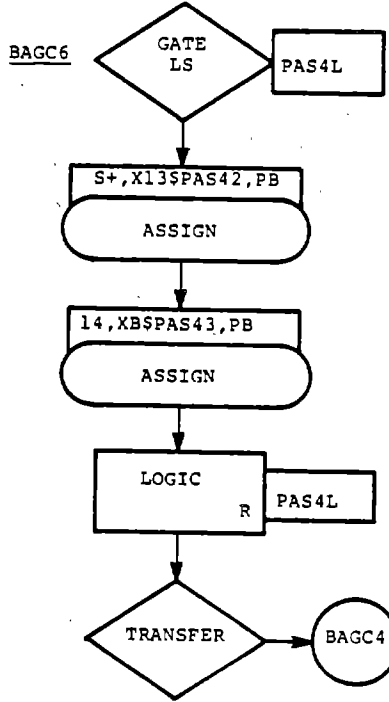


Route pax according to
whether domestic, com-
puter, or international
flight







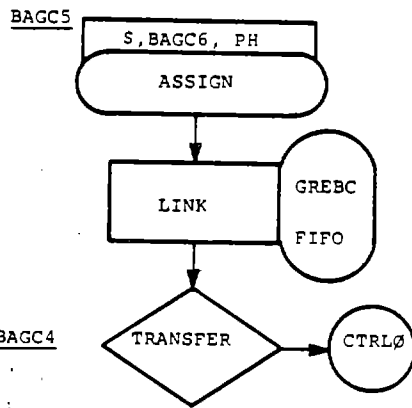


Wait for information from greeter

Add greeters to party

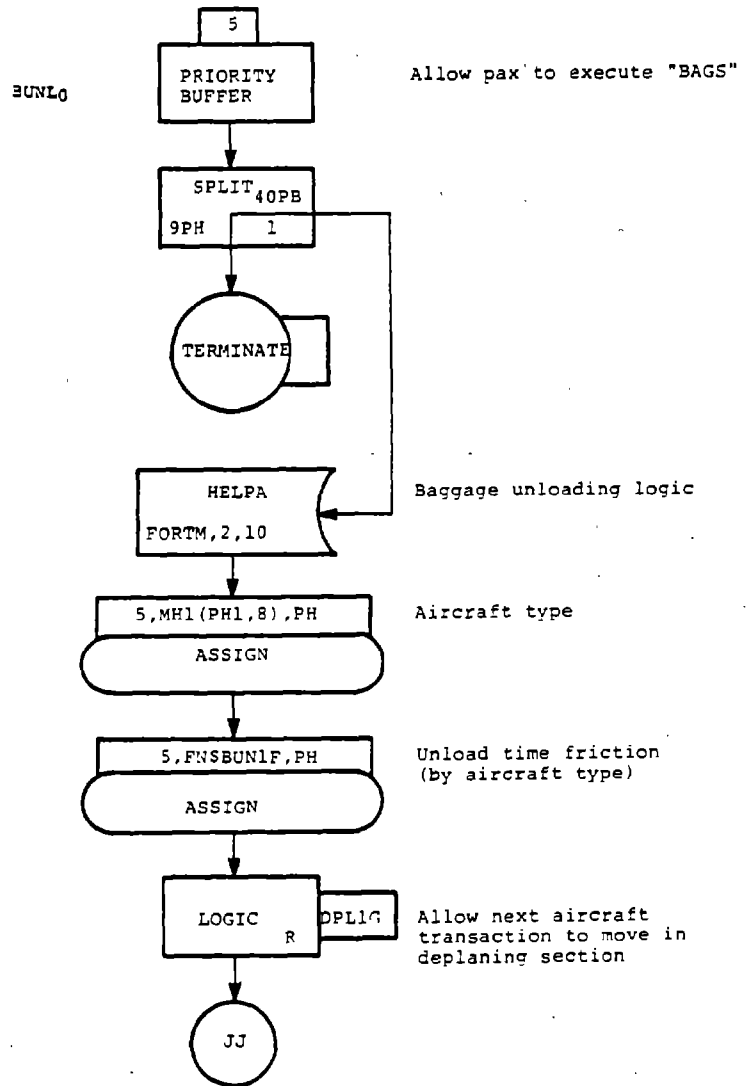
Pick up parking lot number

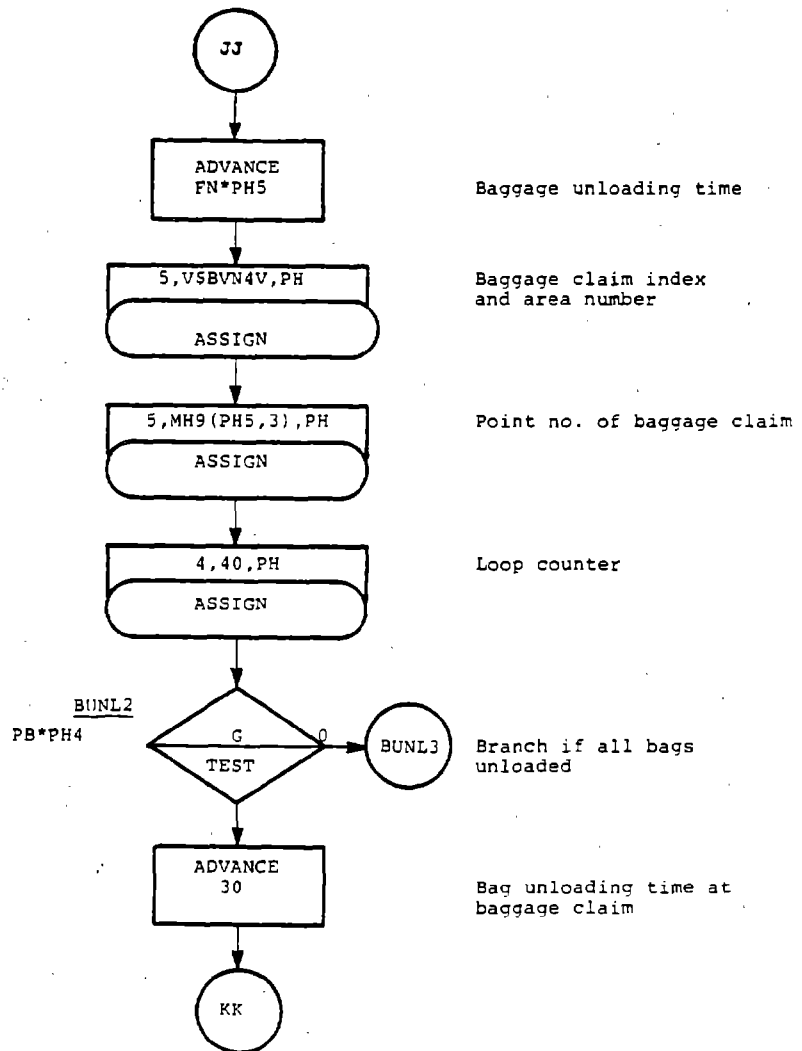
Permit next use of PAS4 savevalues

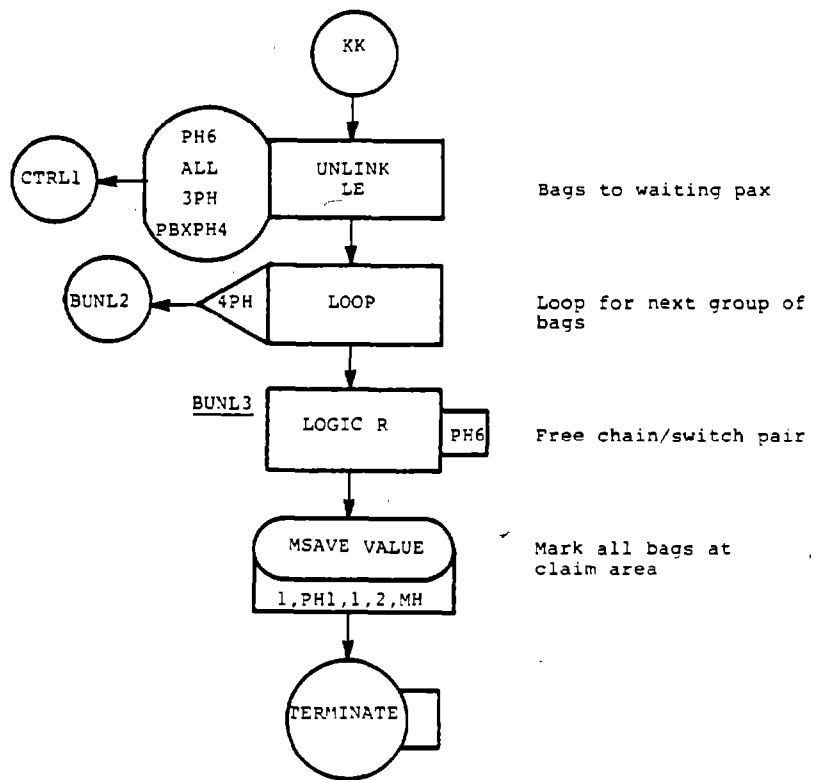


Will go to BAGC6 when unlinked

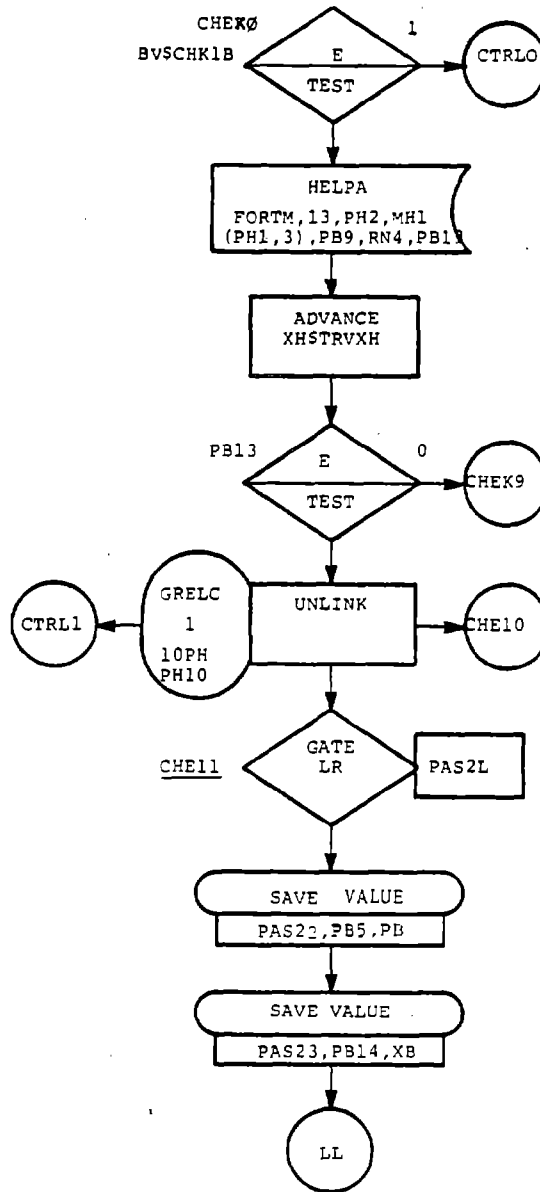
Make pax wait for greeter







TICKETING AND CHECKIN



Branch if enplaning ticketed, and direct

Location, airline, ticketed, express check random no. of pax

Walking time to ticketing and checkin

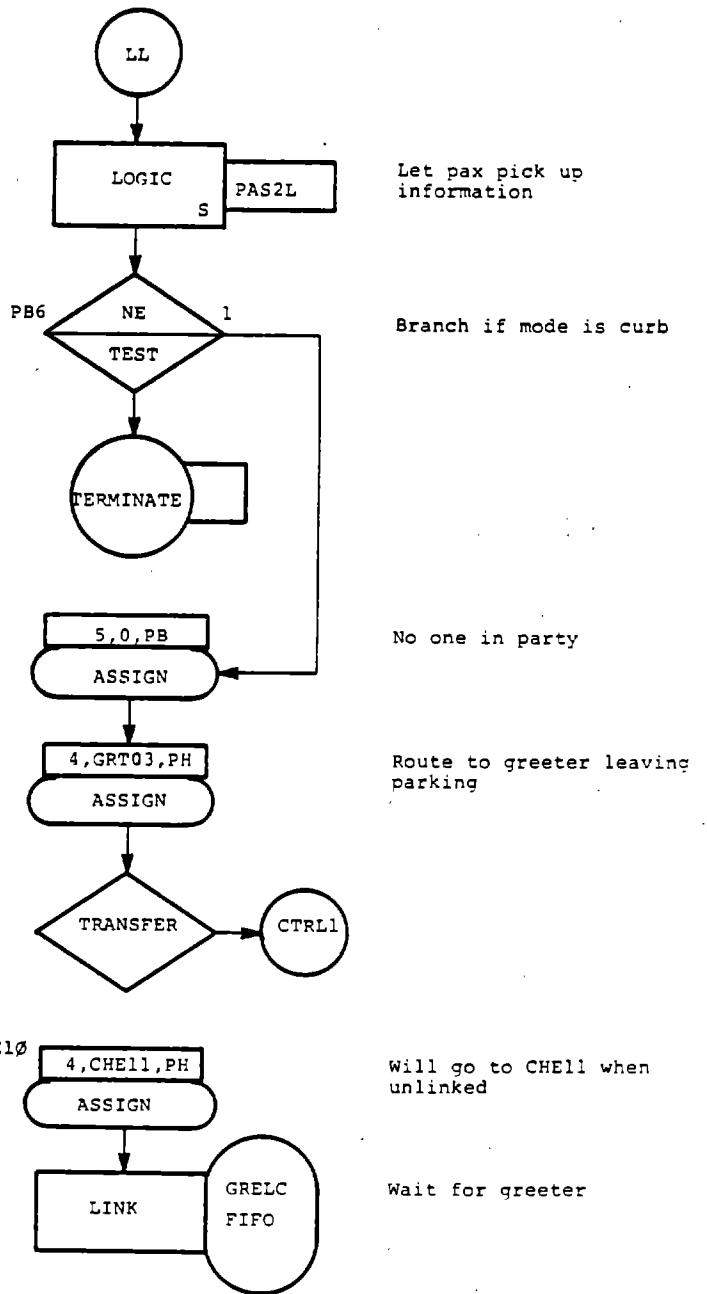
Fall through if greeter

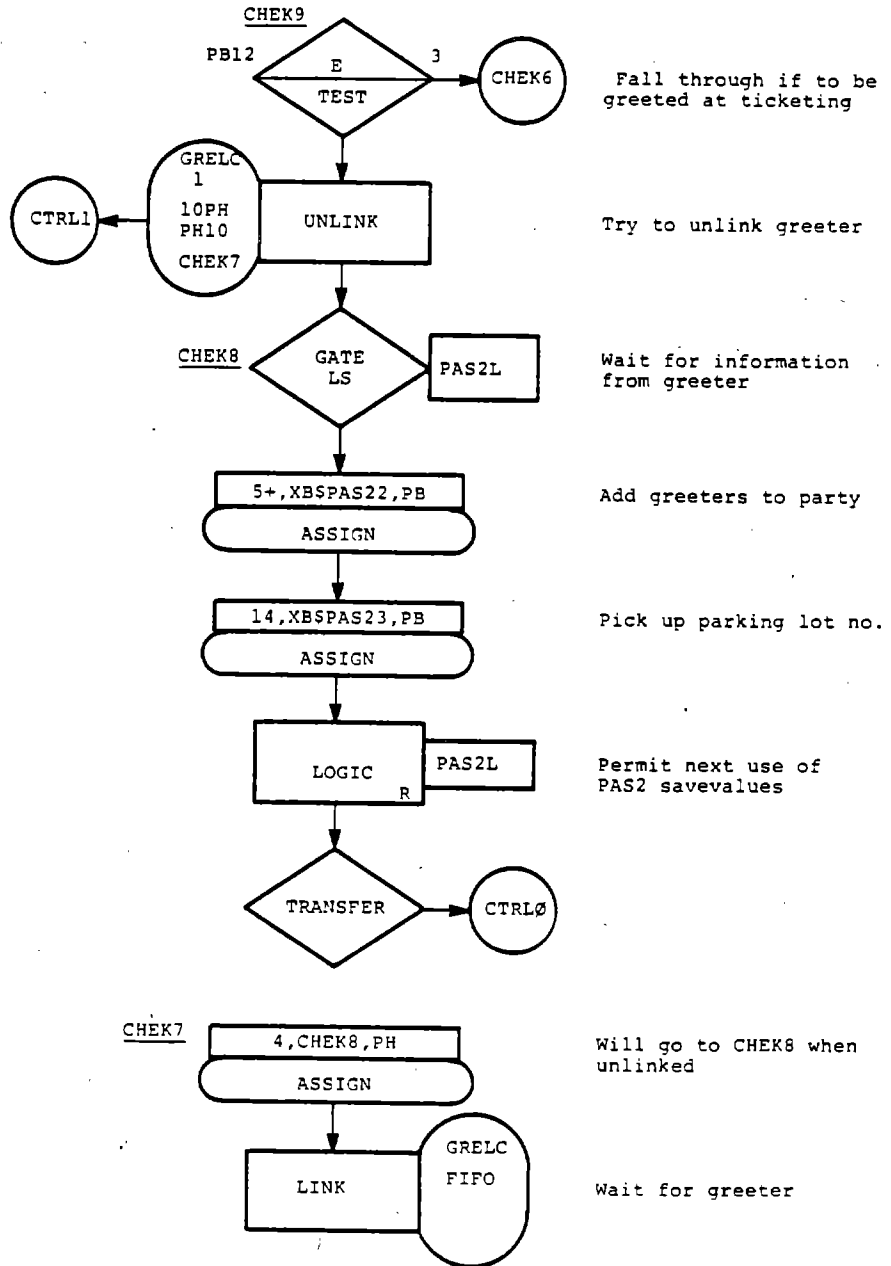
Try to unlink pax

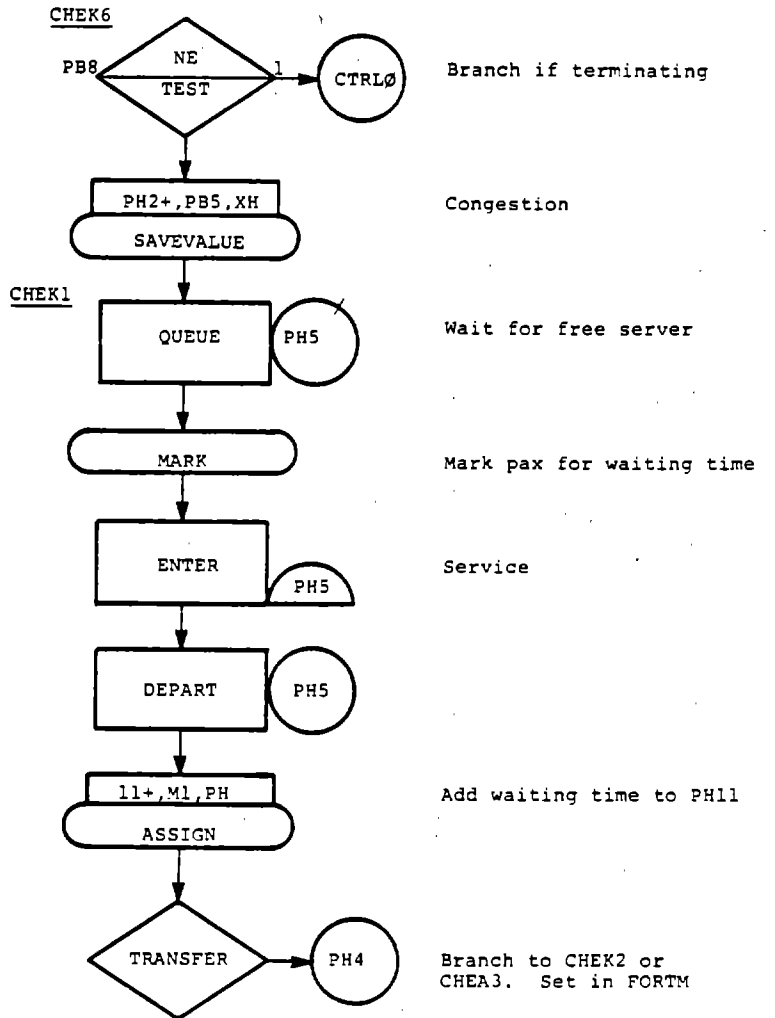
Only one at a time

Number of greeters

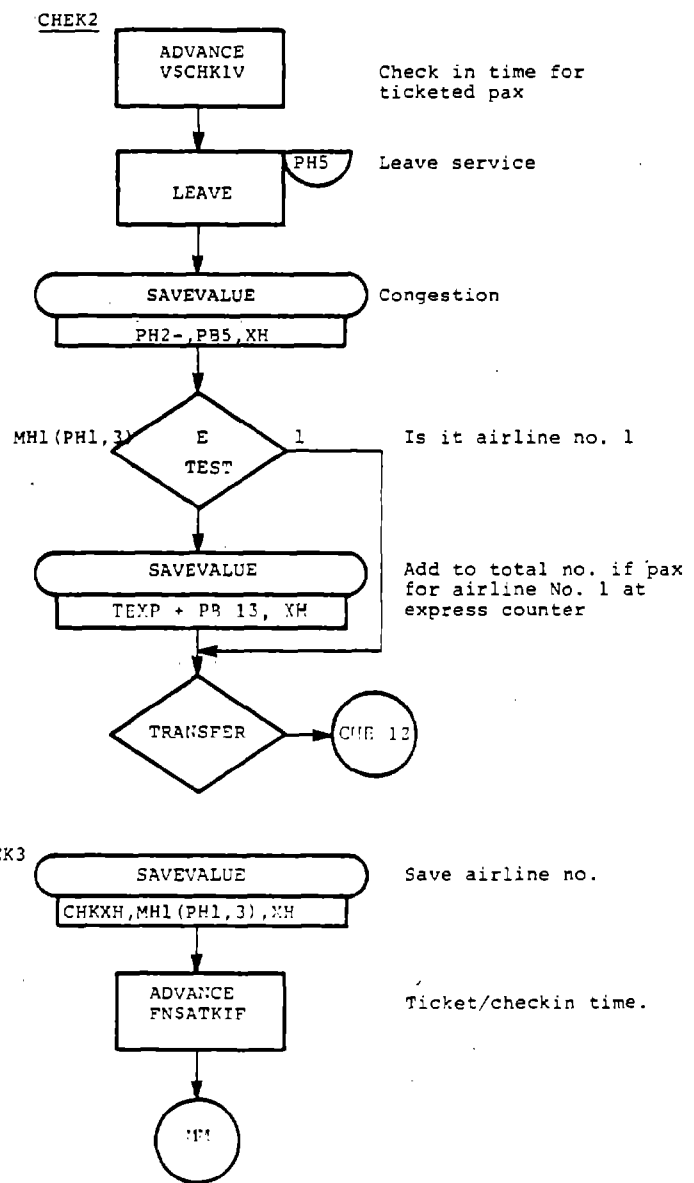
Parking lot number



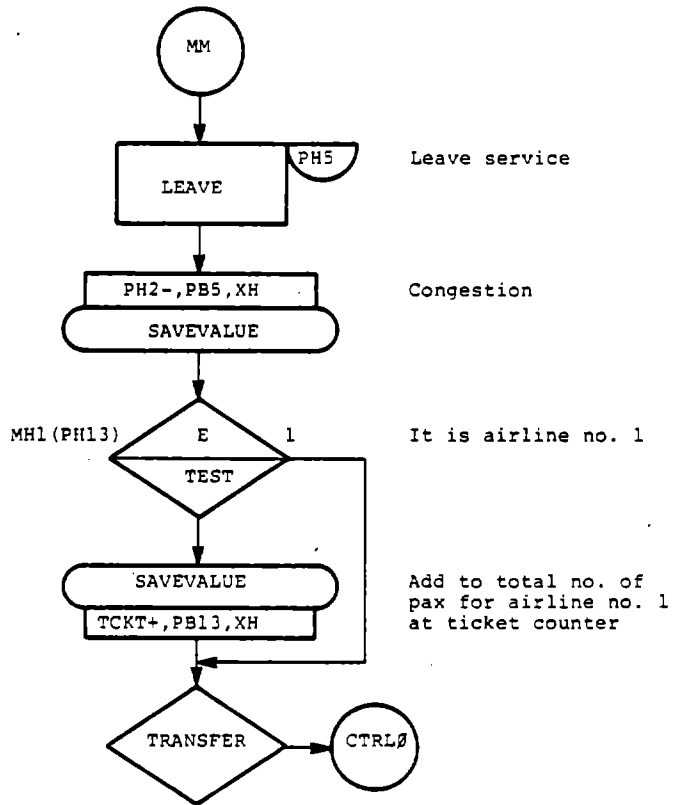


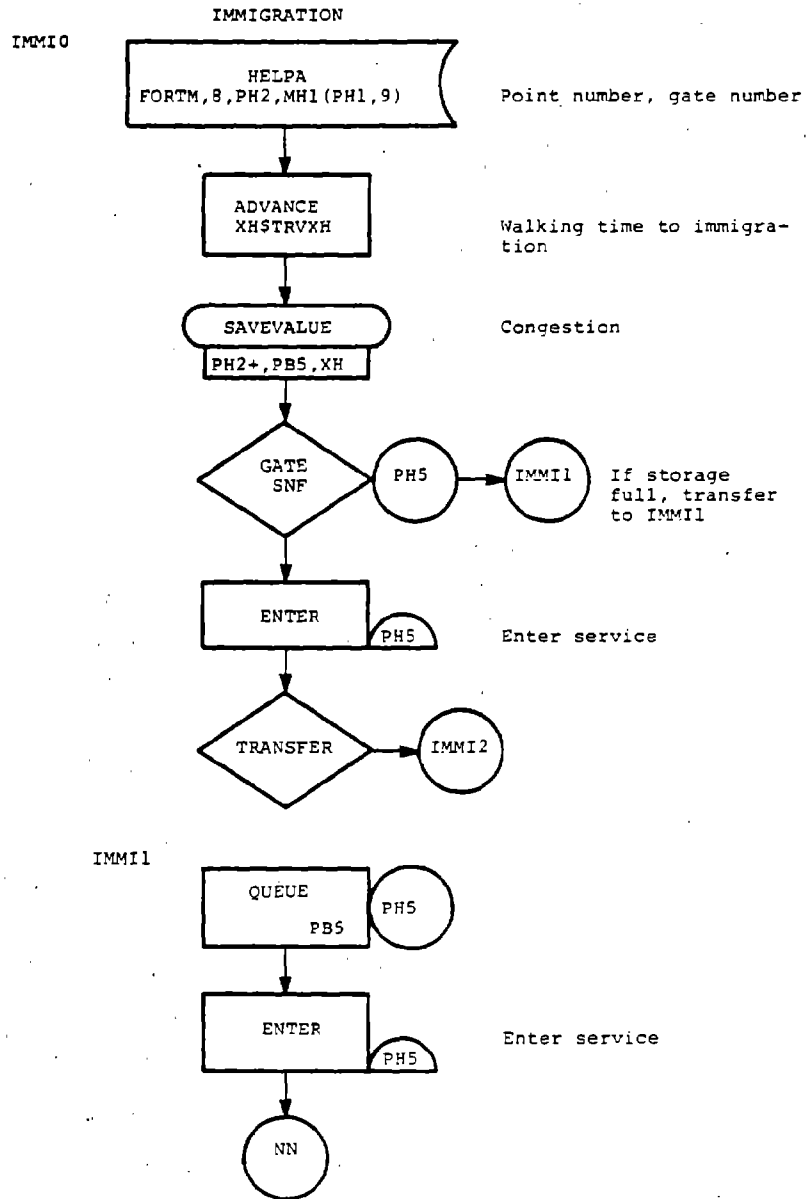


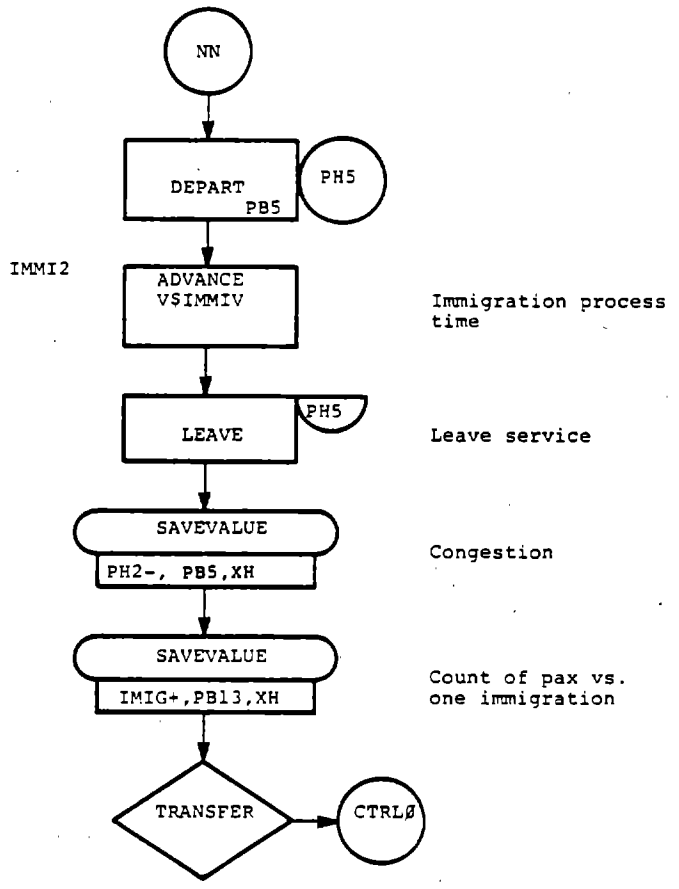
Note: Halfword SAVEVALUES may be inserted here to record flow through Express Check-In

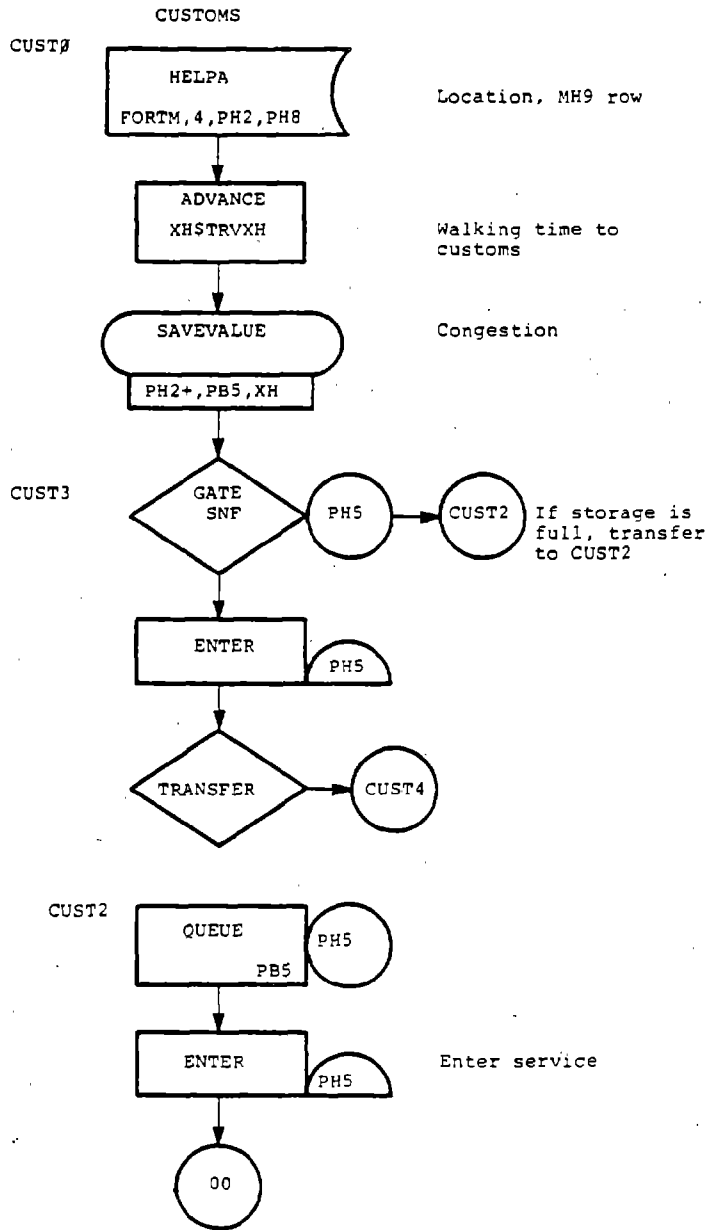


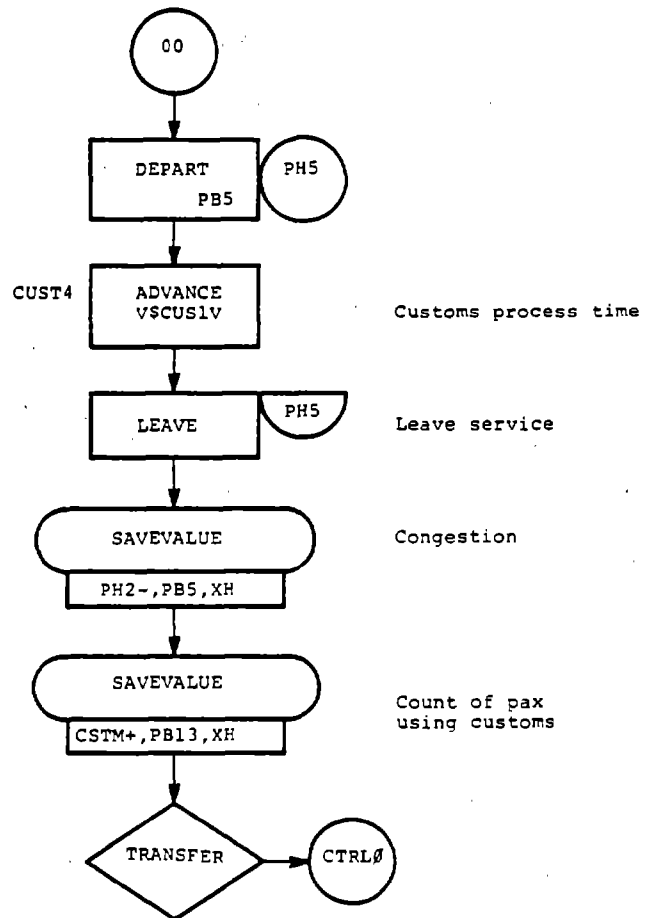
Note: Airline full service counter flow values may be recorded in MH13



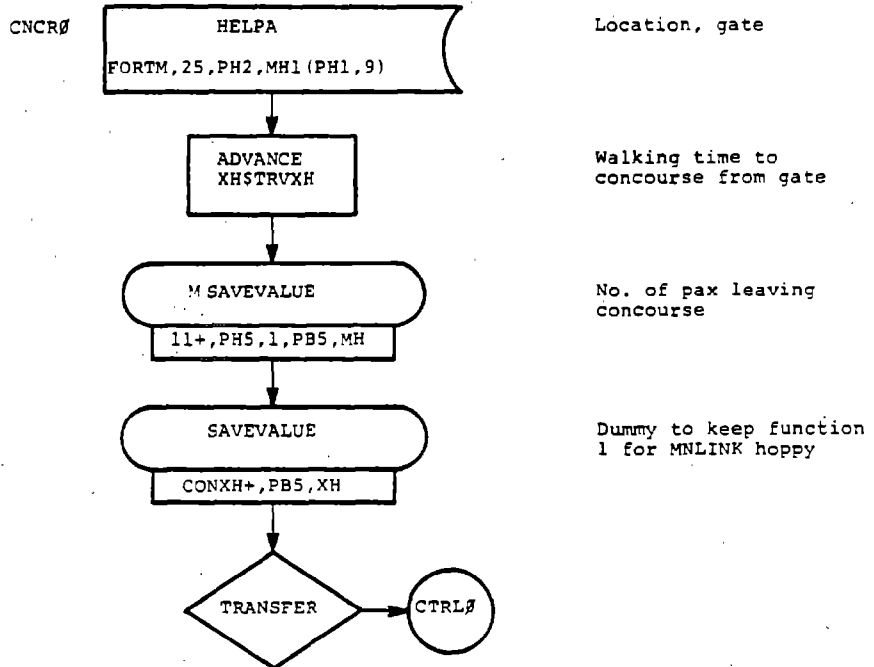




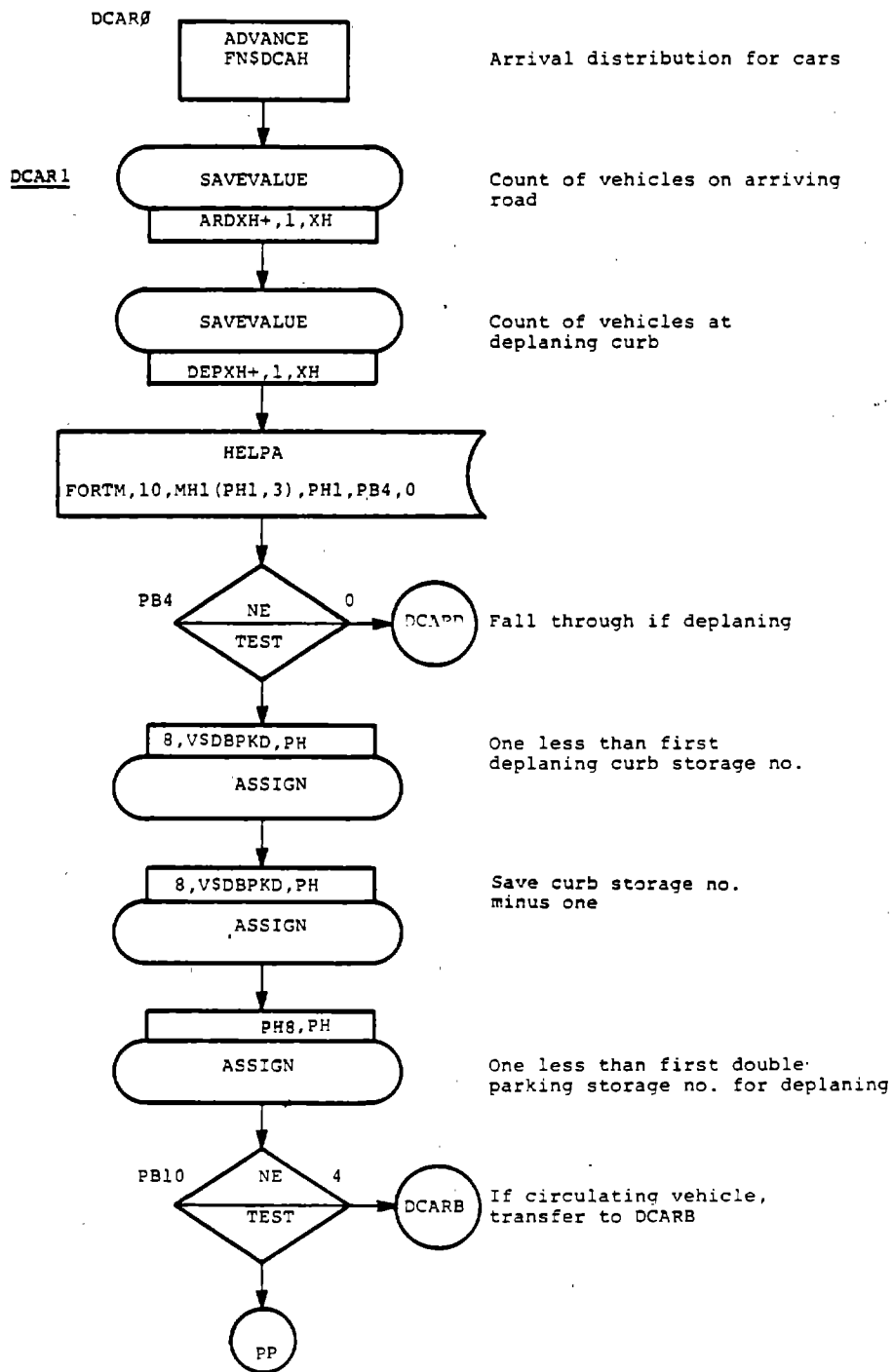


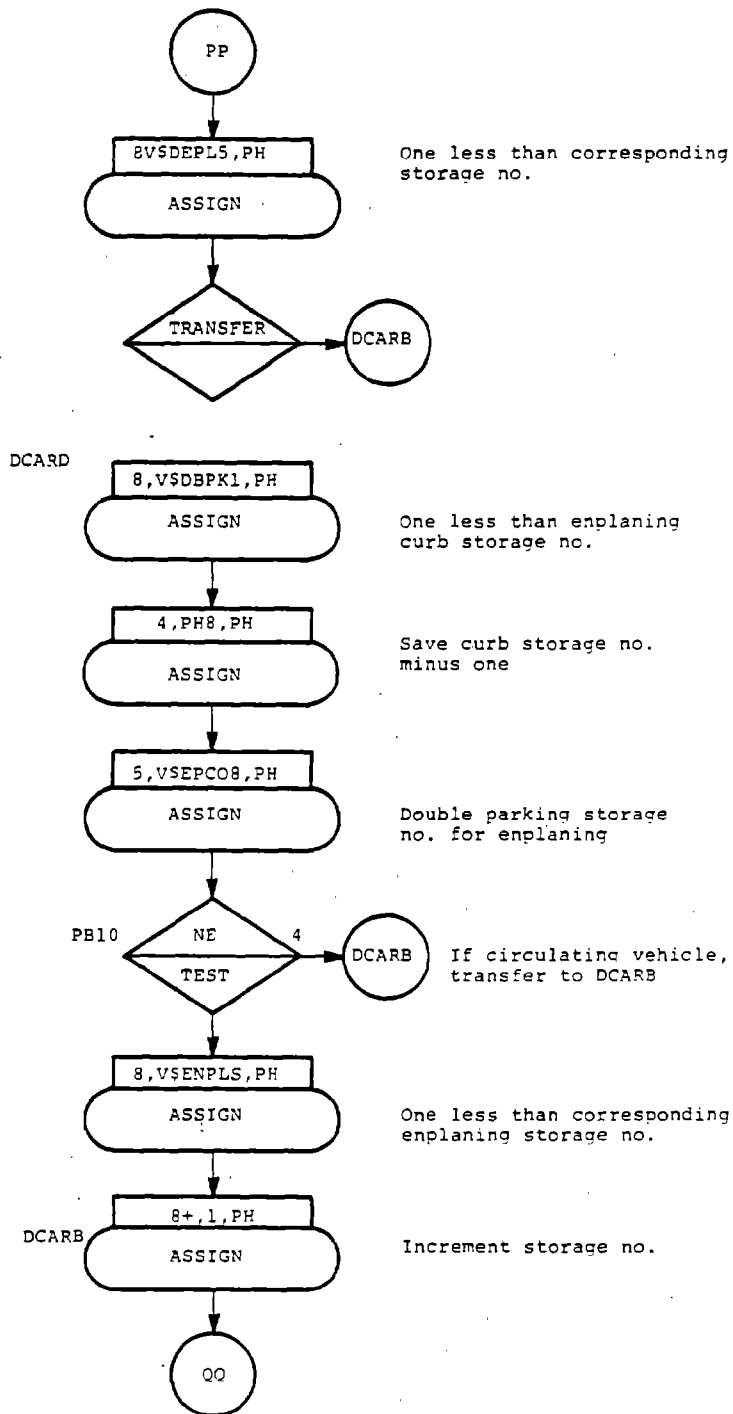


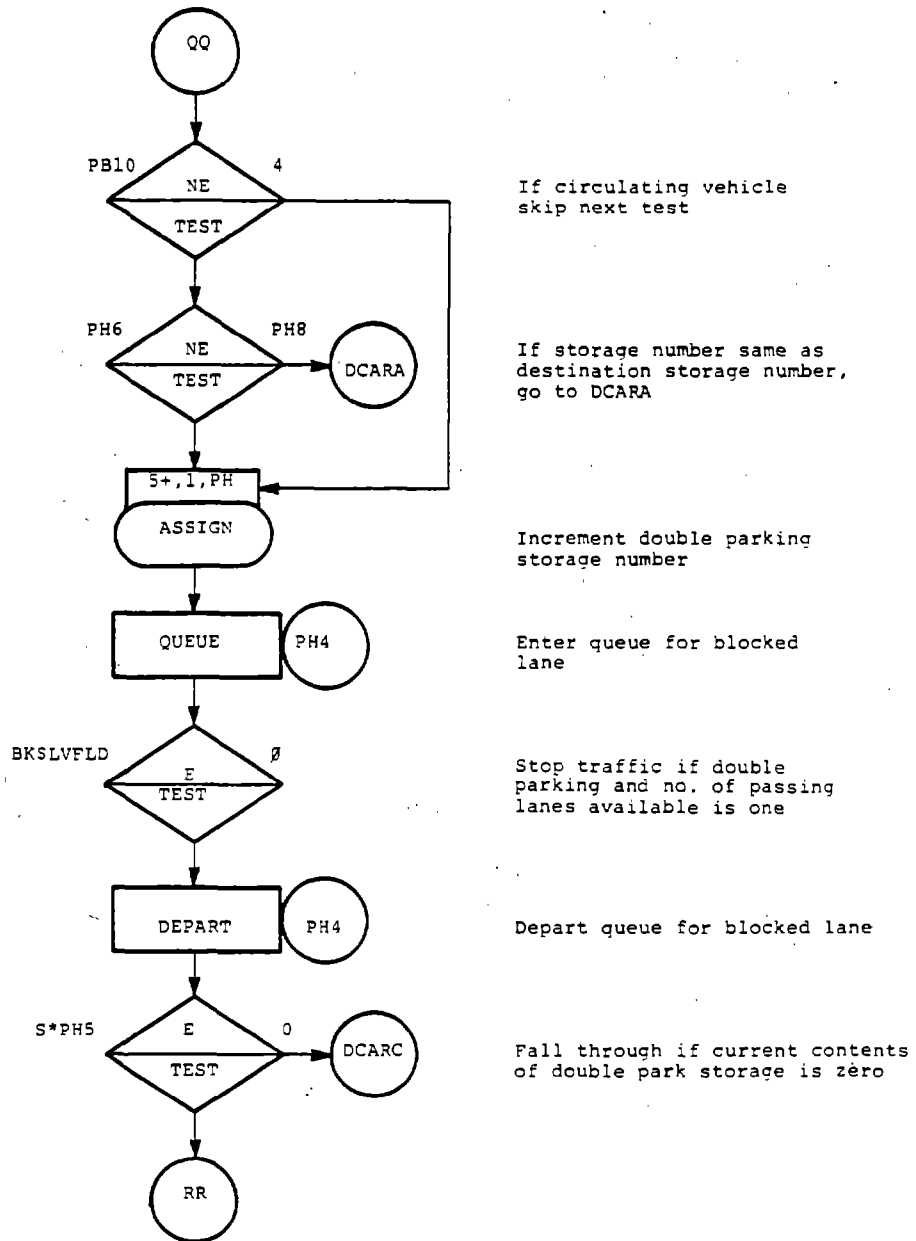
CONCOURSE EXIT - TERMINATING PAX

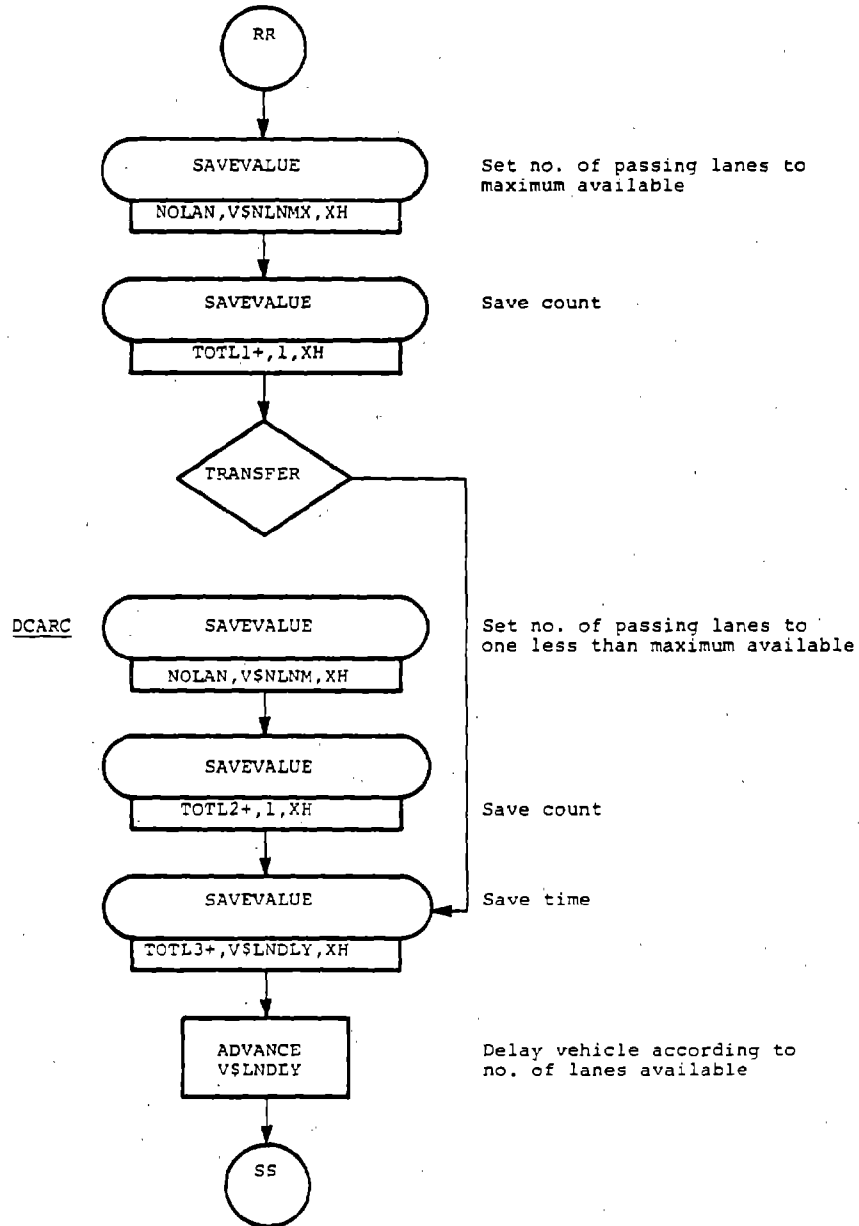


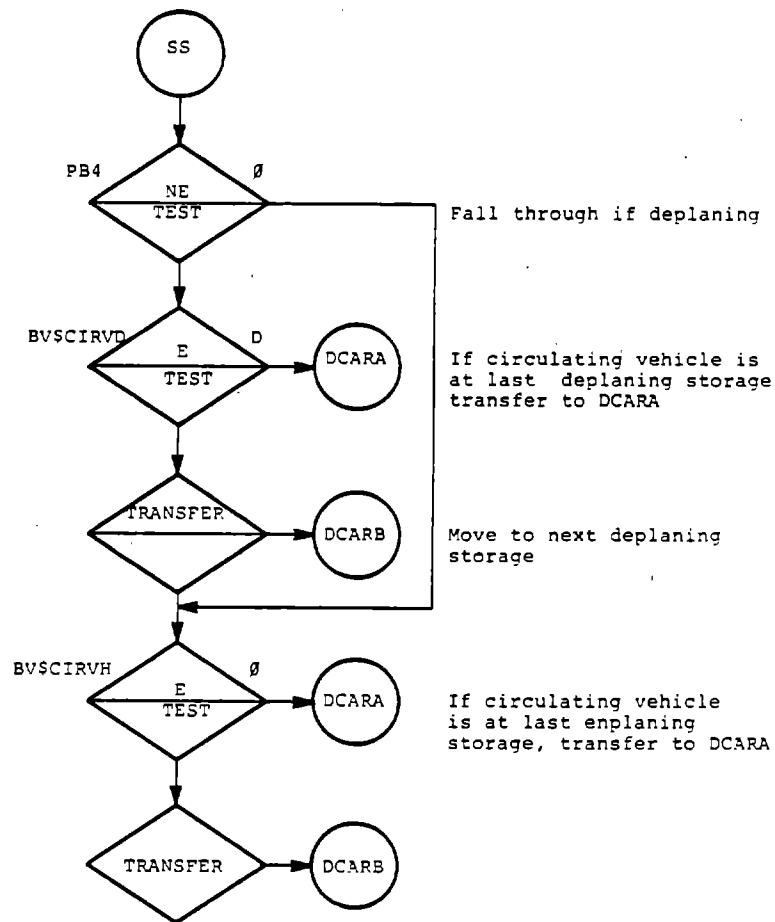
DEPLANING CURB (CARS)



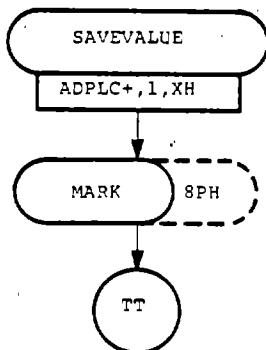






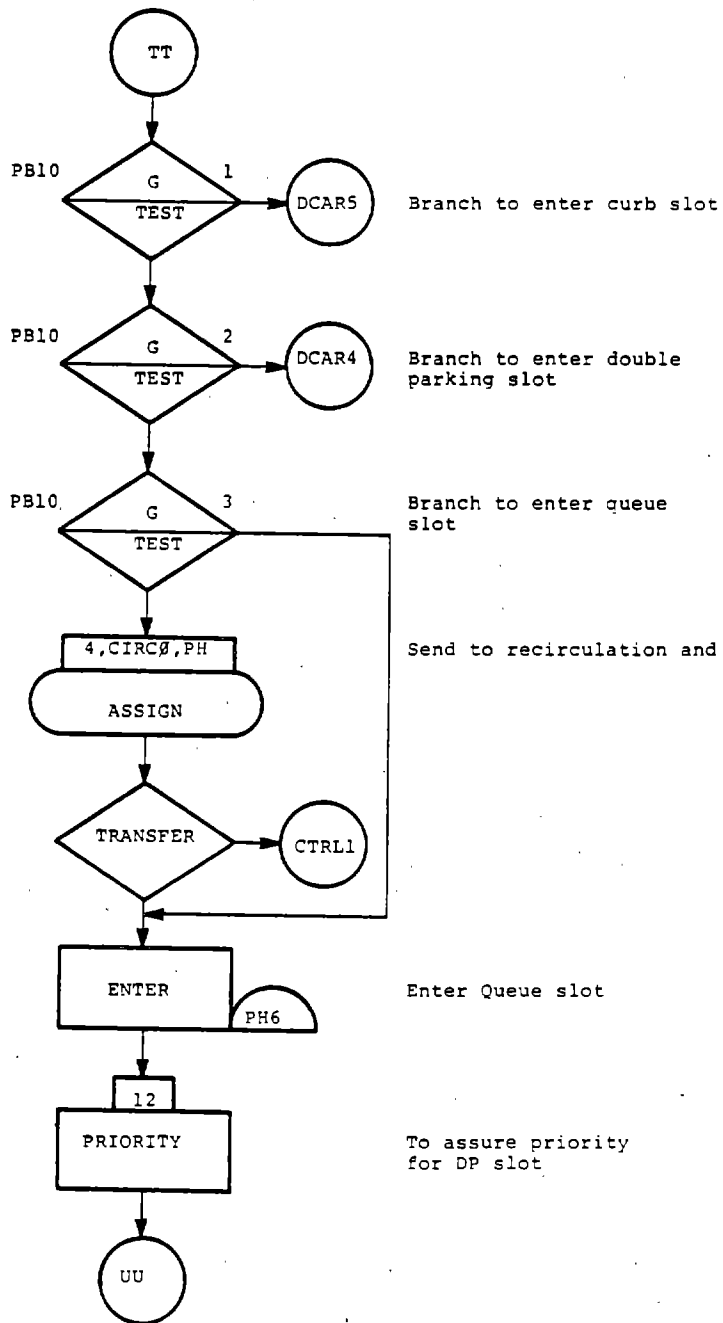


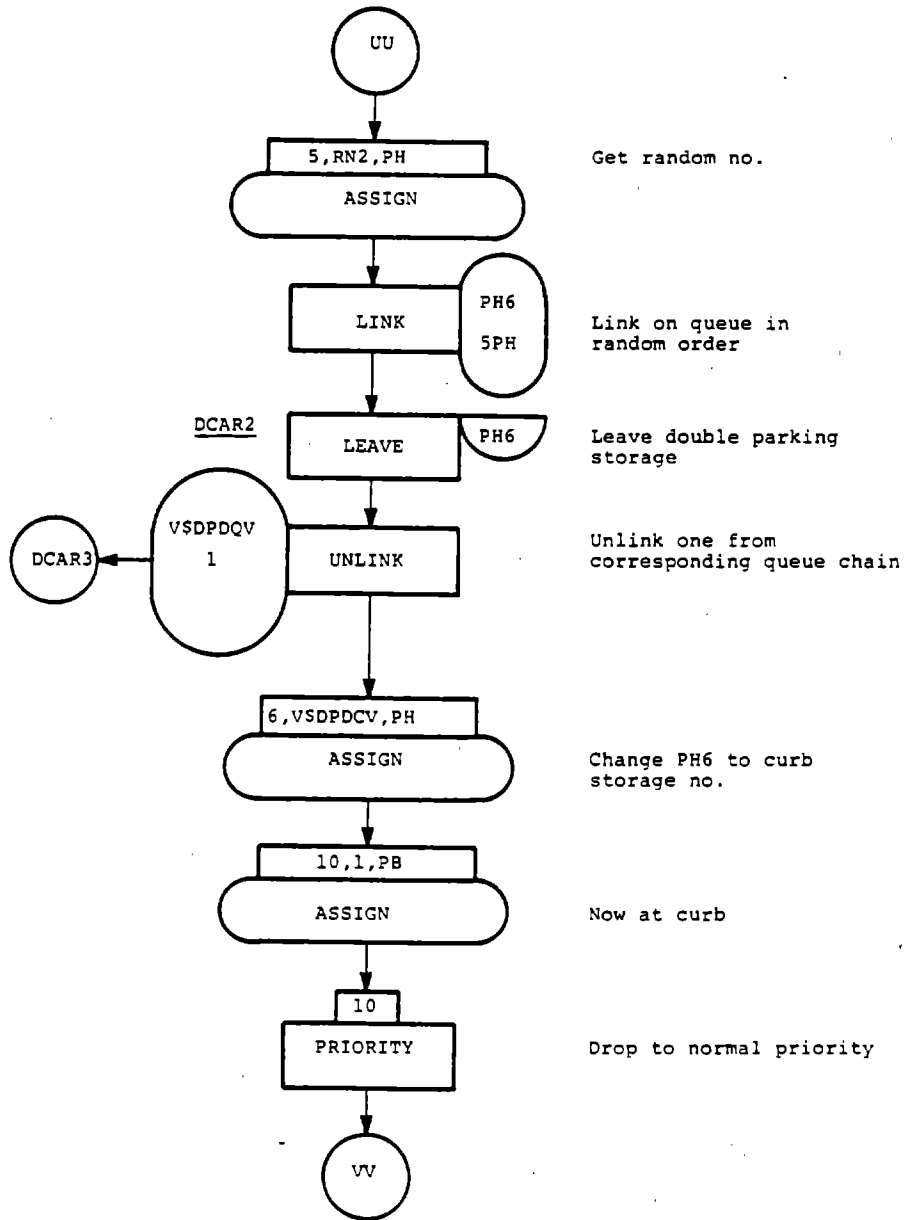
DCARA

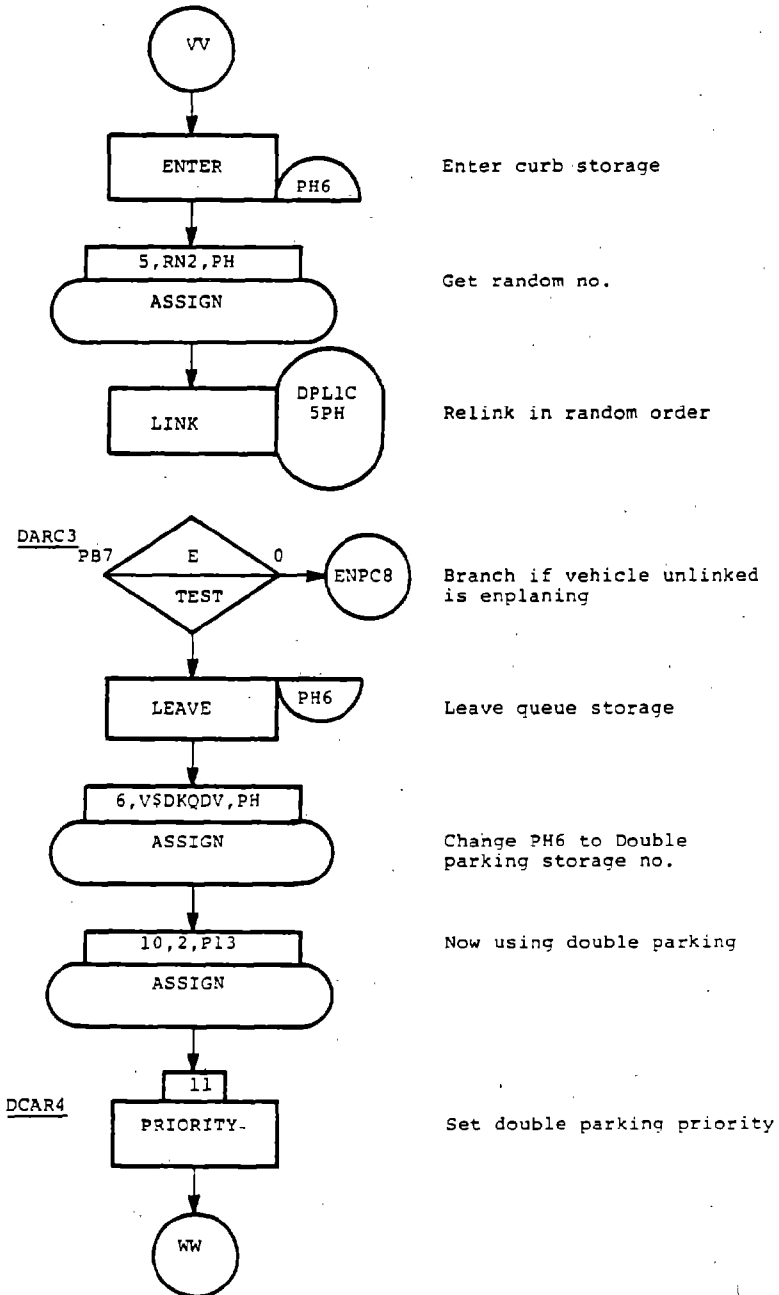


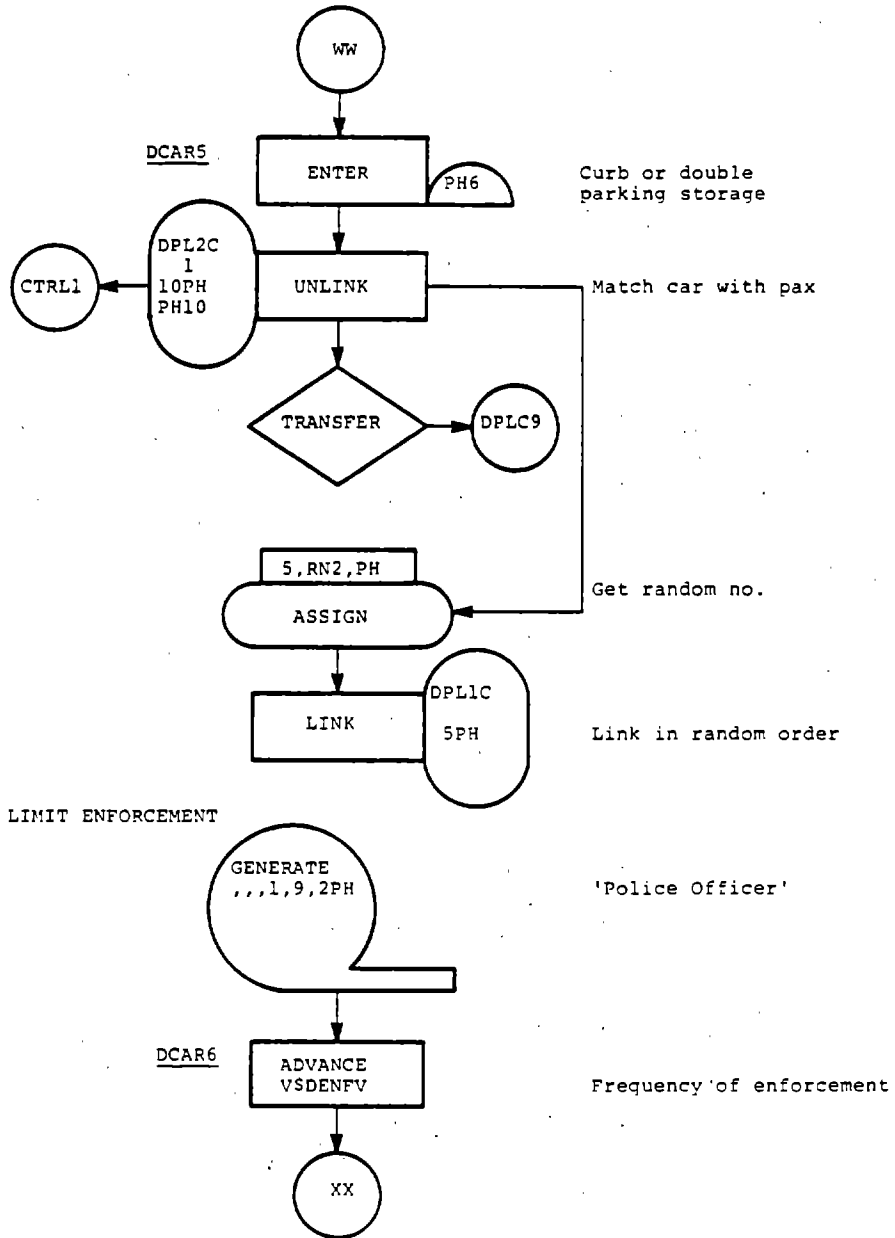
Count of vehicles on deplaning curb

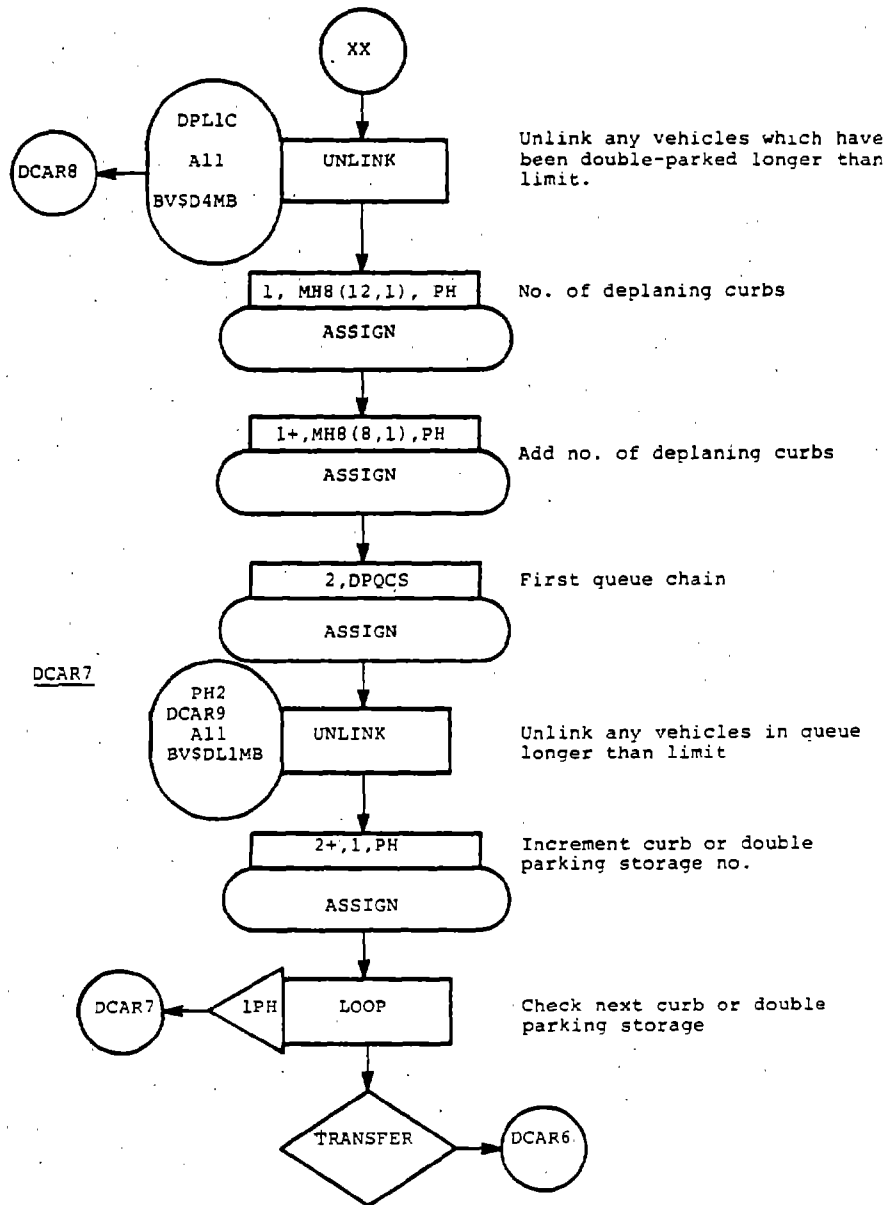
For time limit enforcement

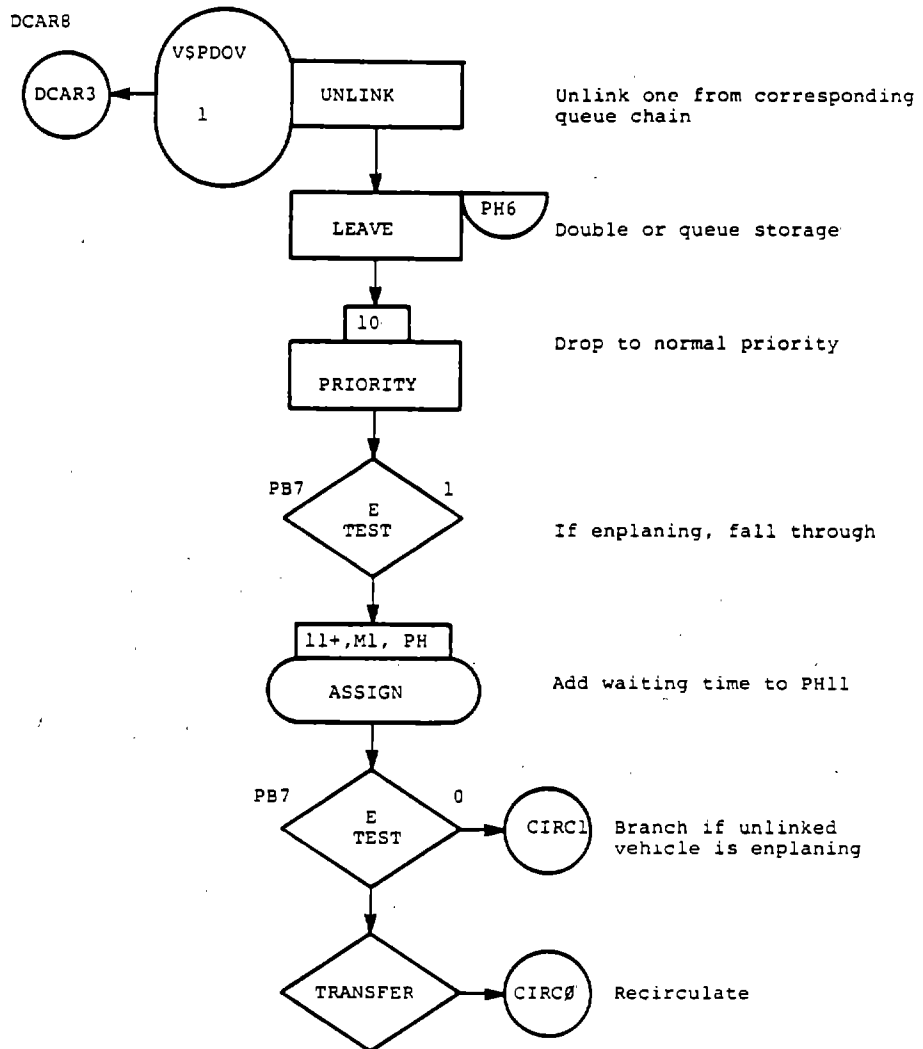






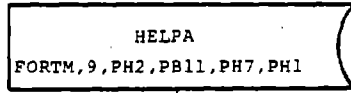




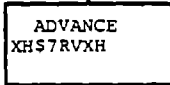


DEPLANING CURB (PAX)

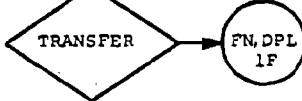
DPLCØ



Location, facility type,
MH9 row, MH1 row

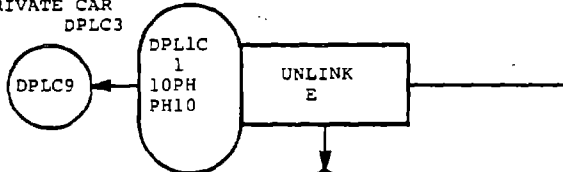


Walking time to deplaning
curb

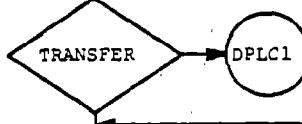


Branch by transportation
mode

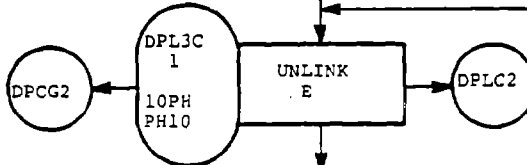
PRIVATE CAR
DPLC3



Match pax with car



Branch if match
successful

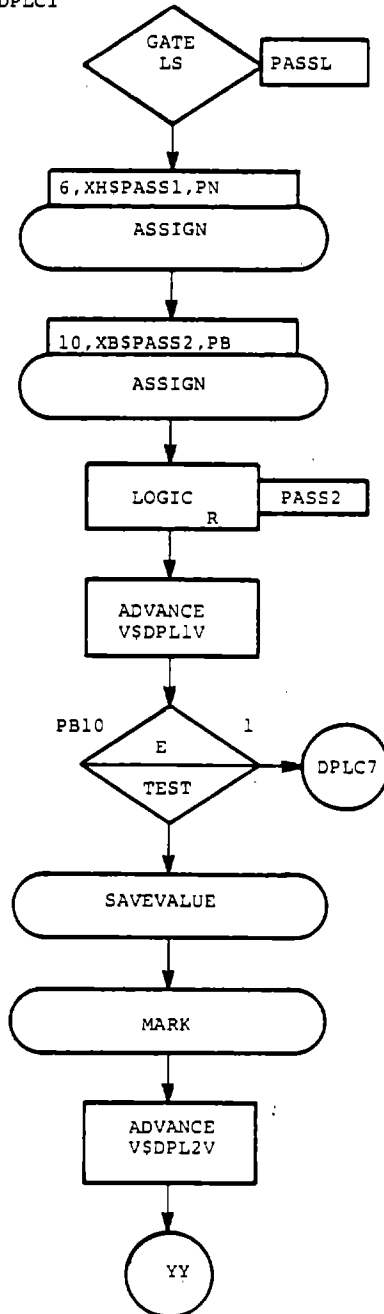


Match with greeter



Branch if match
successful

DPLC1



Wait for car location information

Pickup

Car location information

Reset logic switch

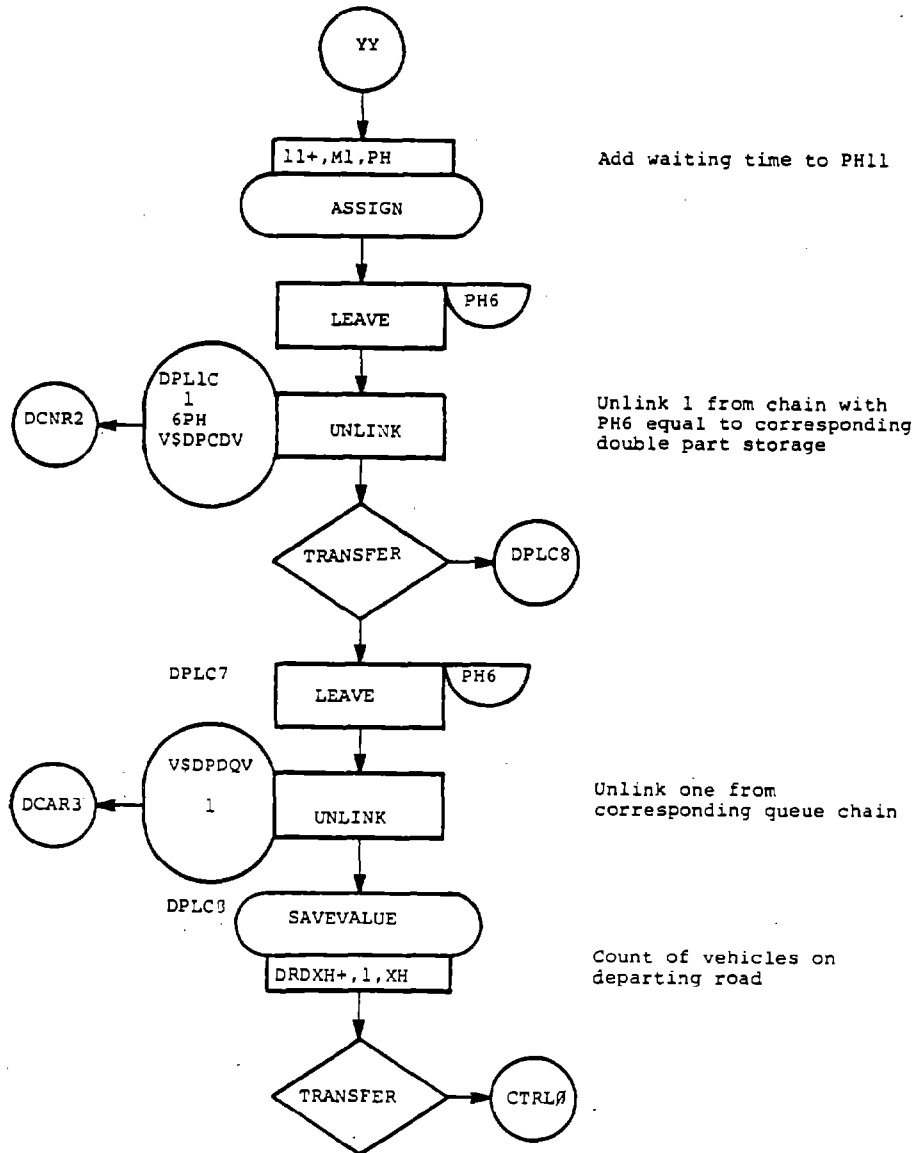
Loading time

Fall through if leaving curb

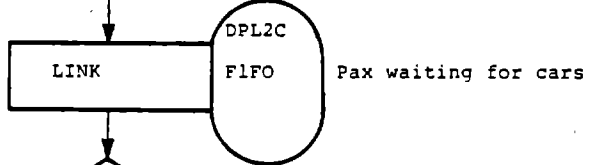
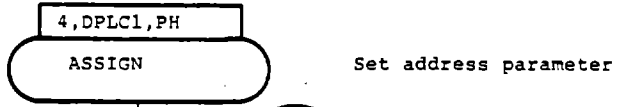
Indirect addressing using variable

Mark pax for waiting time

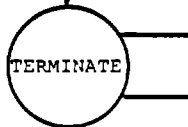
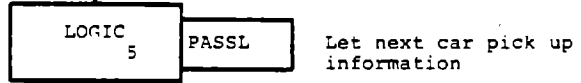
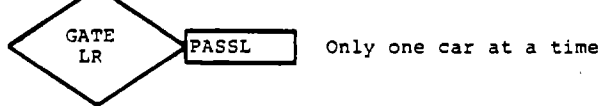
Random pullout delay



DPLC2

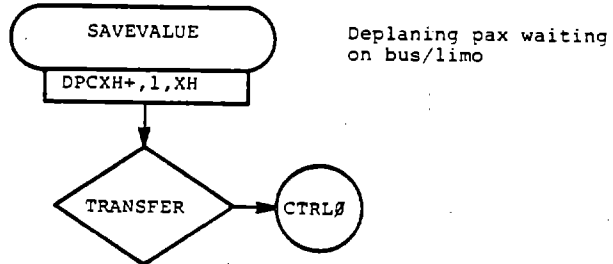


DPLC9



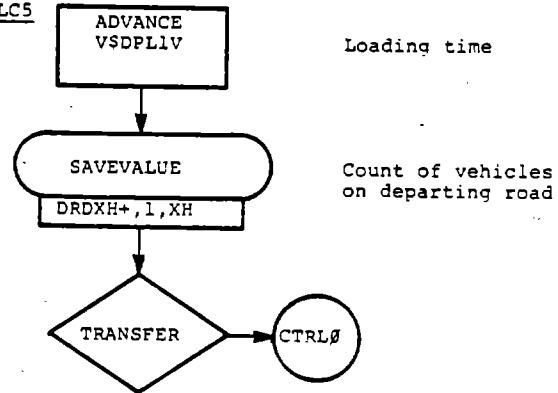
BUS/LIMO - PAX

DPLC4



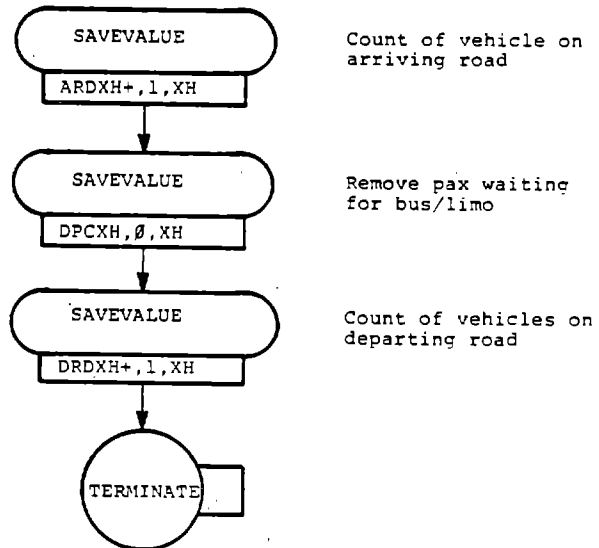
TAXI

DPLC5

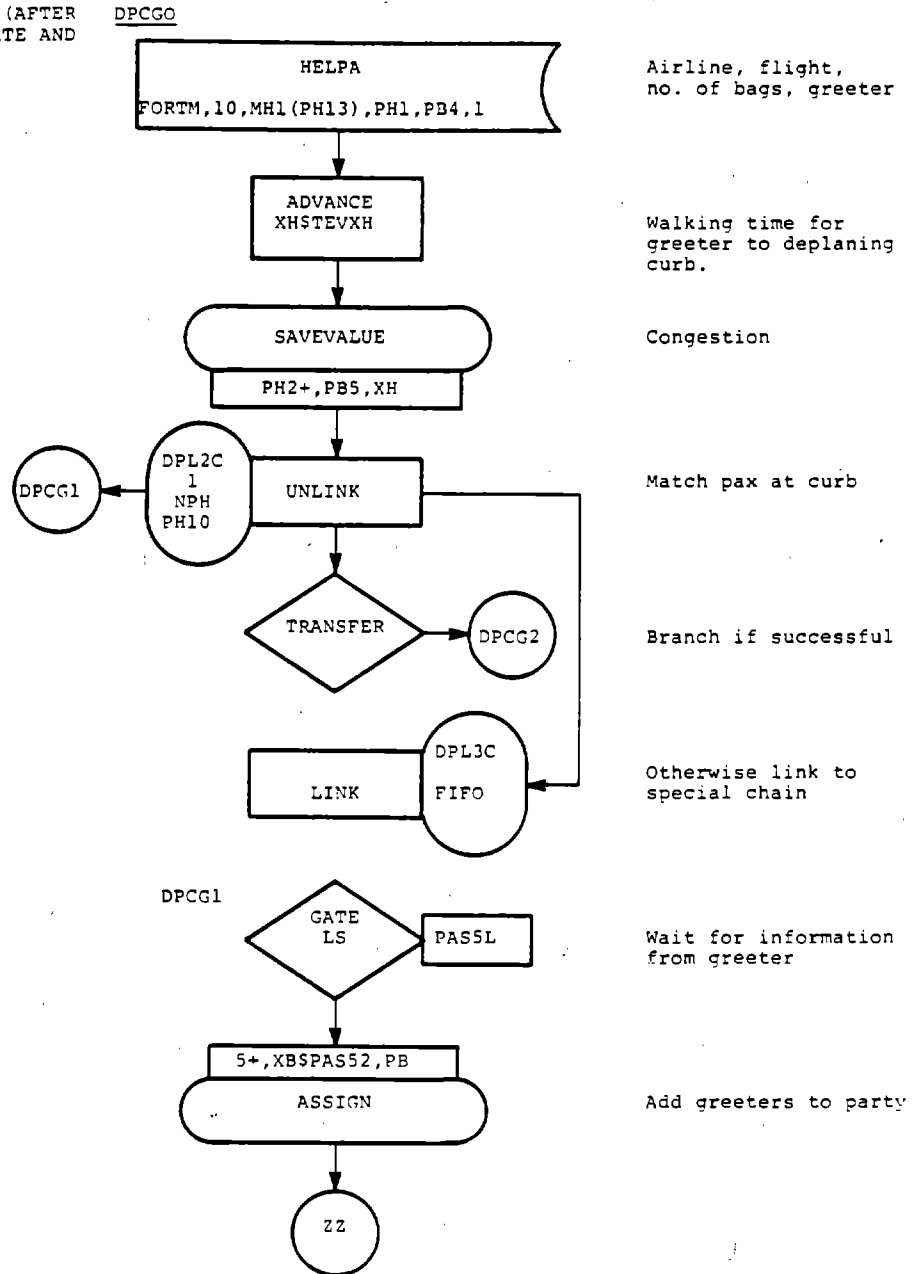


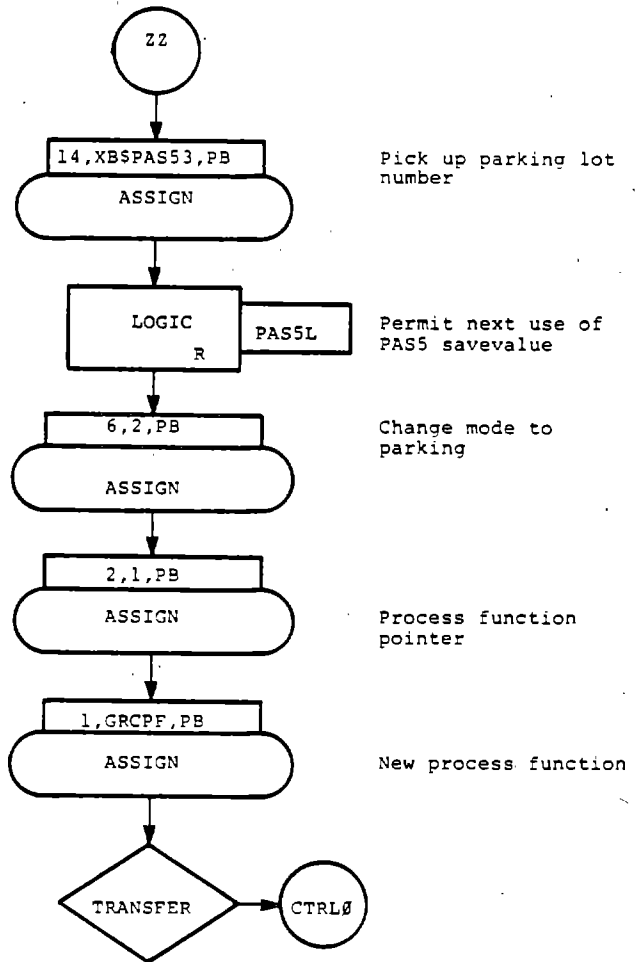
BUS/LIMO-VEHICLE

DPLC6

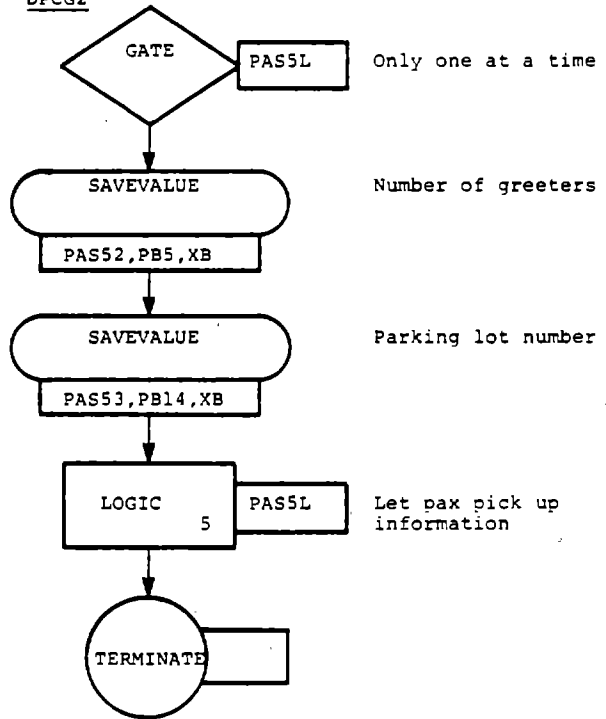


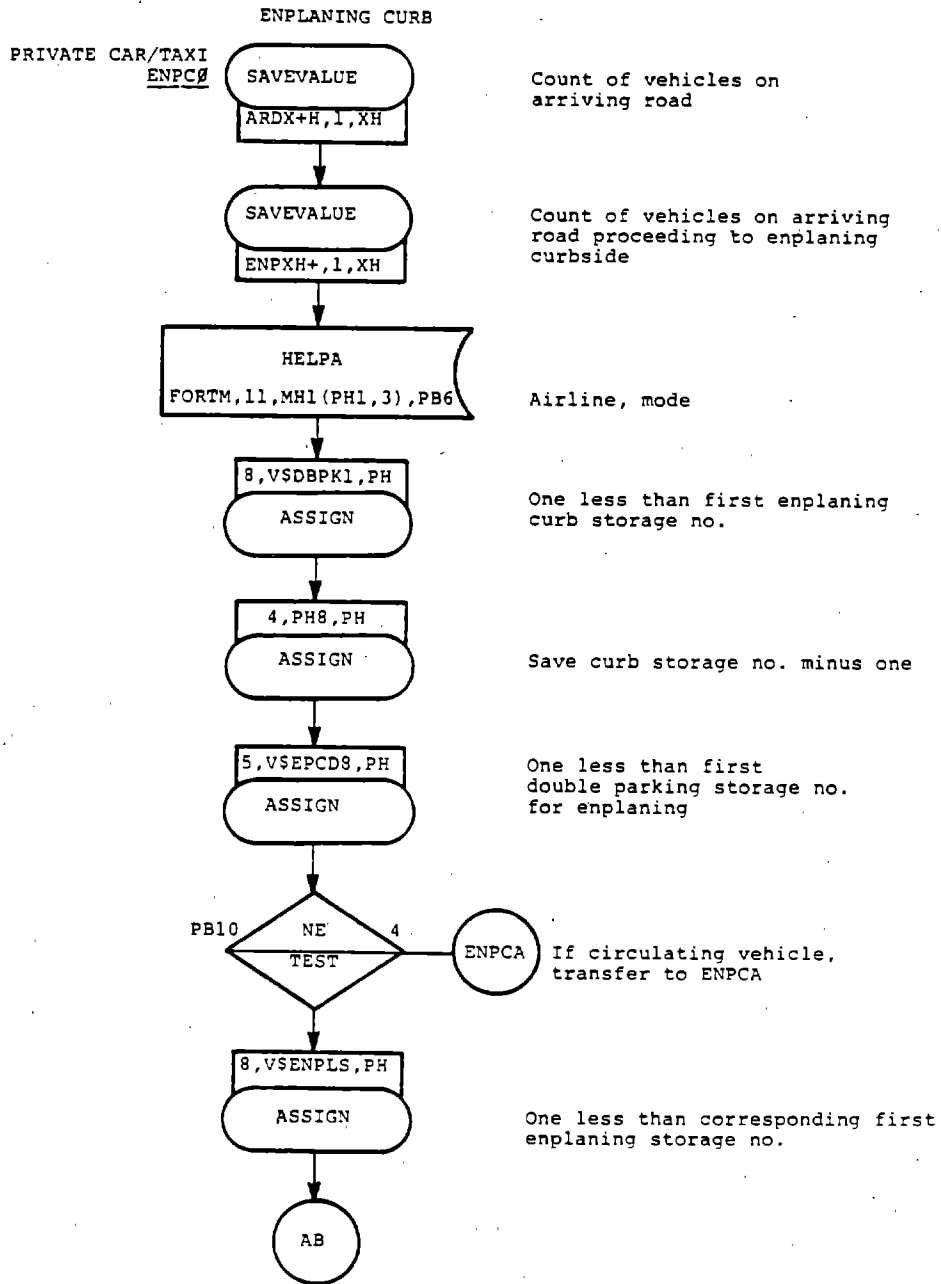
DEPLANING CURB
GREETERS (AFTER
RECIRCULATE AND
PARK)

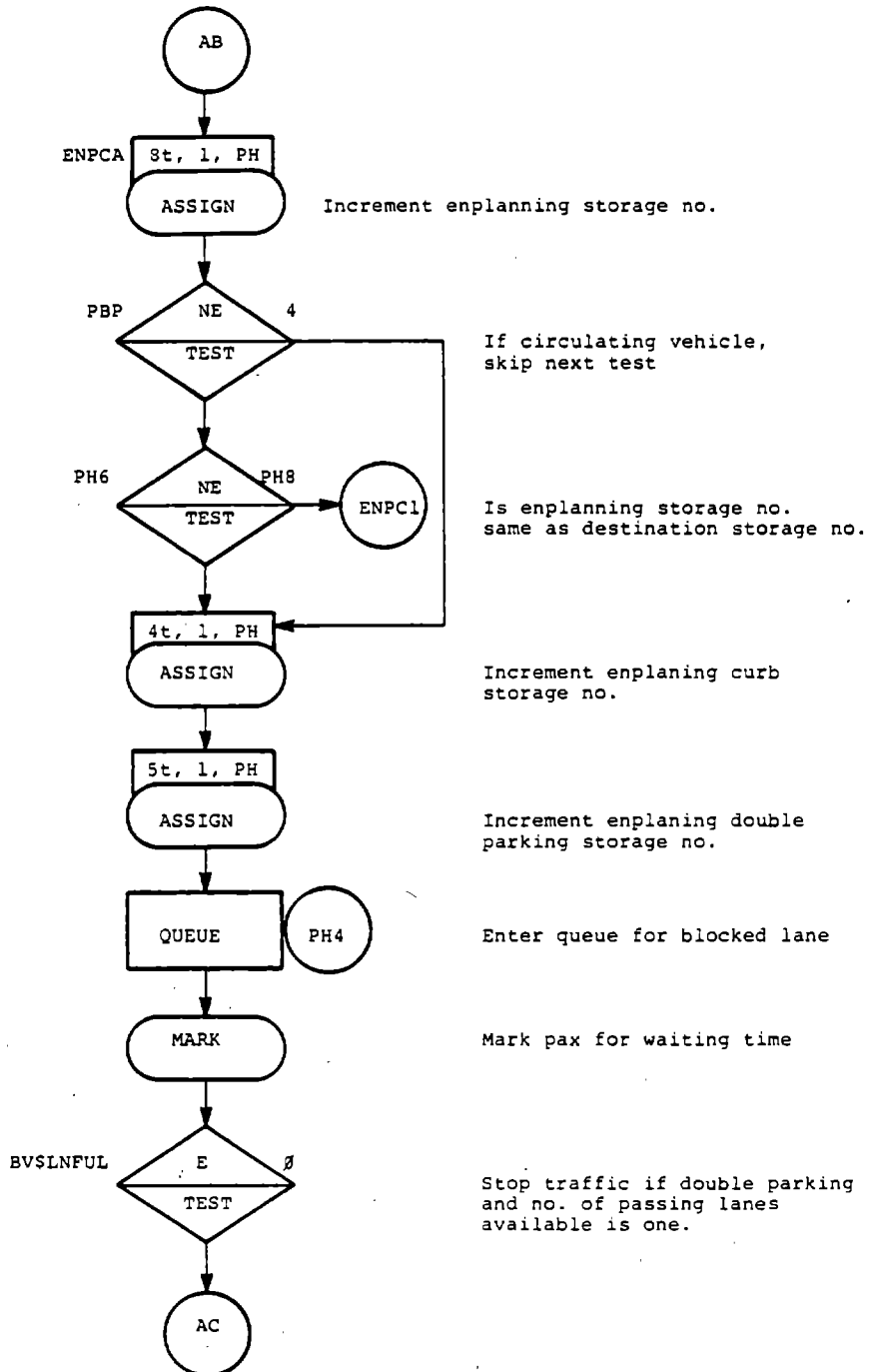


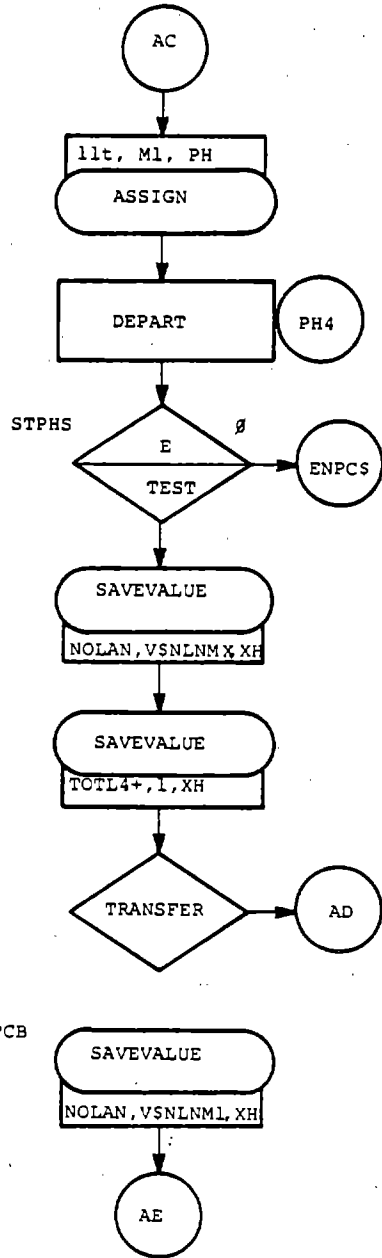


DPCG2









Add waiting time to PH11

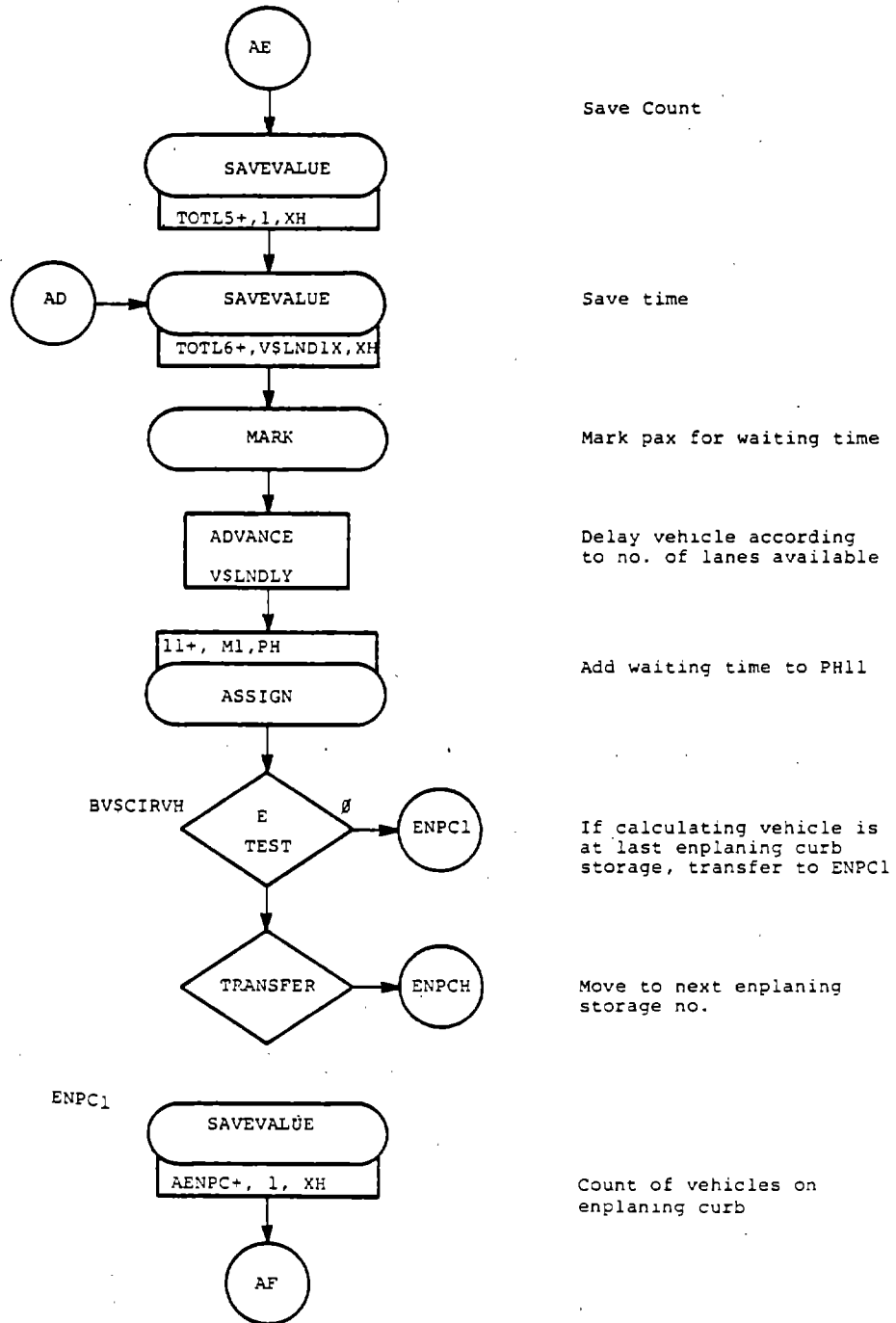
Leave queue for blocked lane

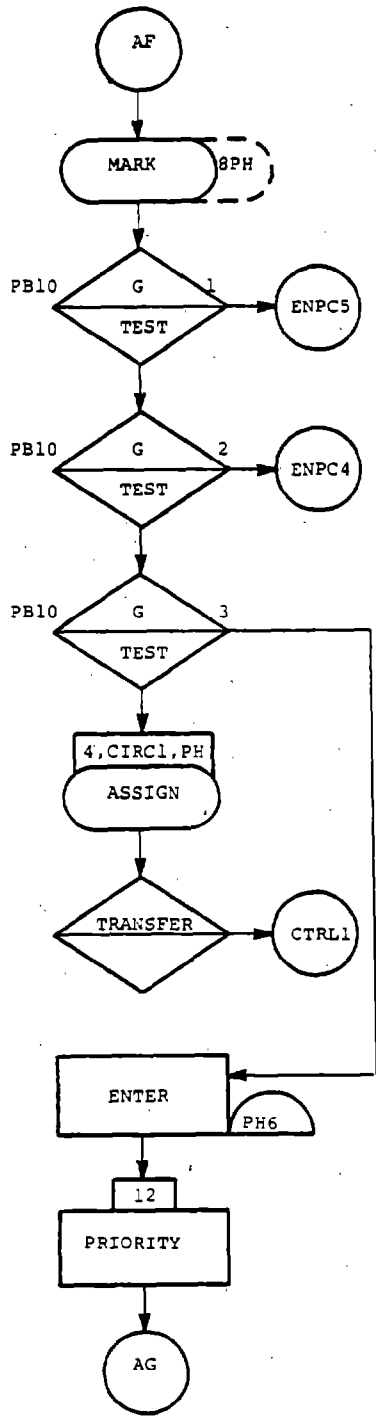
If current contents of double parking storage is fall through through

Set no. of passing lanes to maximum available.

Save count

Set no. of passing lanes to one less than maximum available.





For time limit enforcement

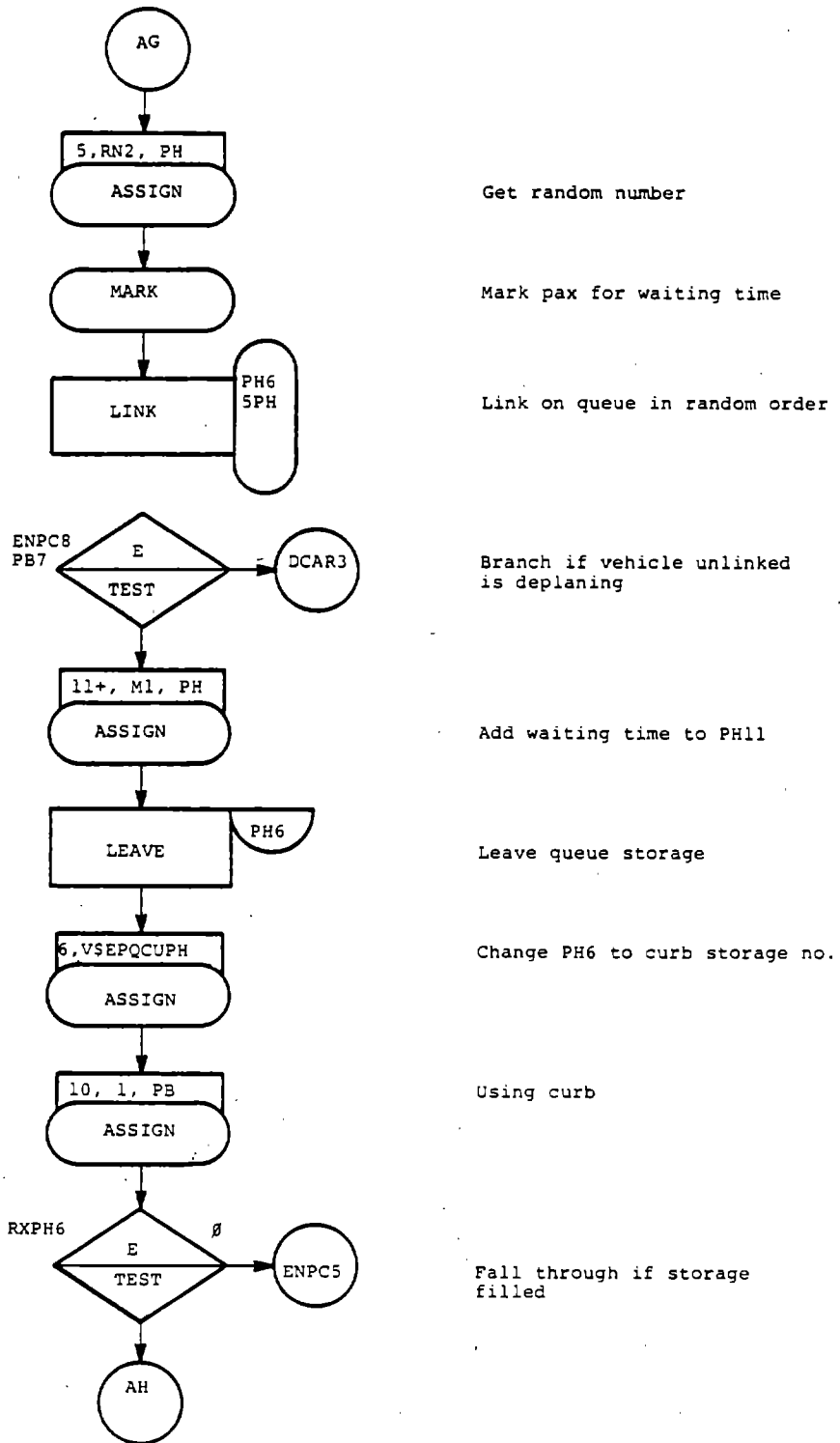
Branch to enter curb slot

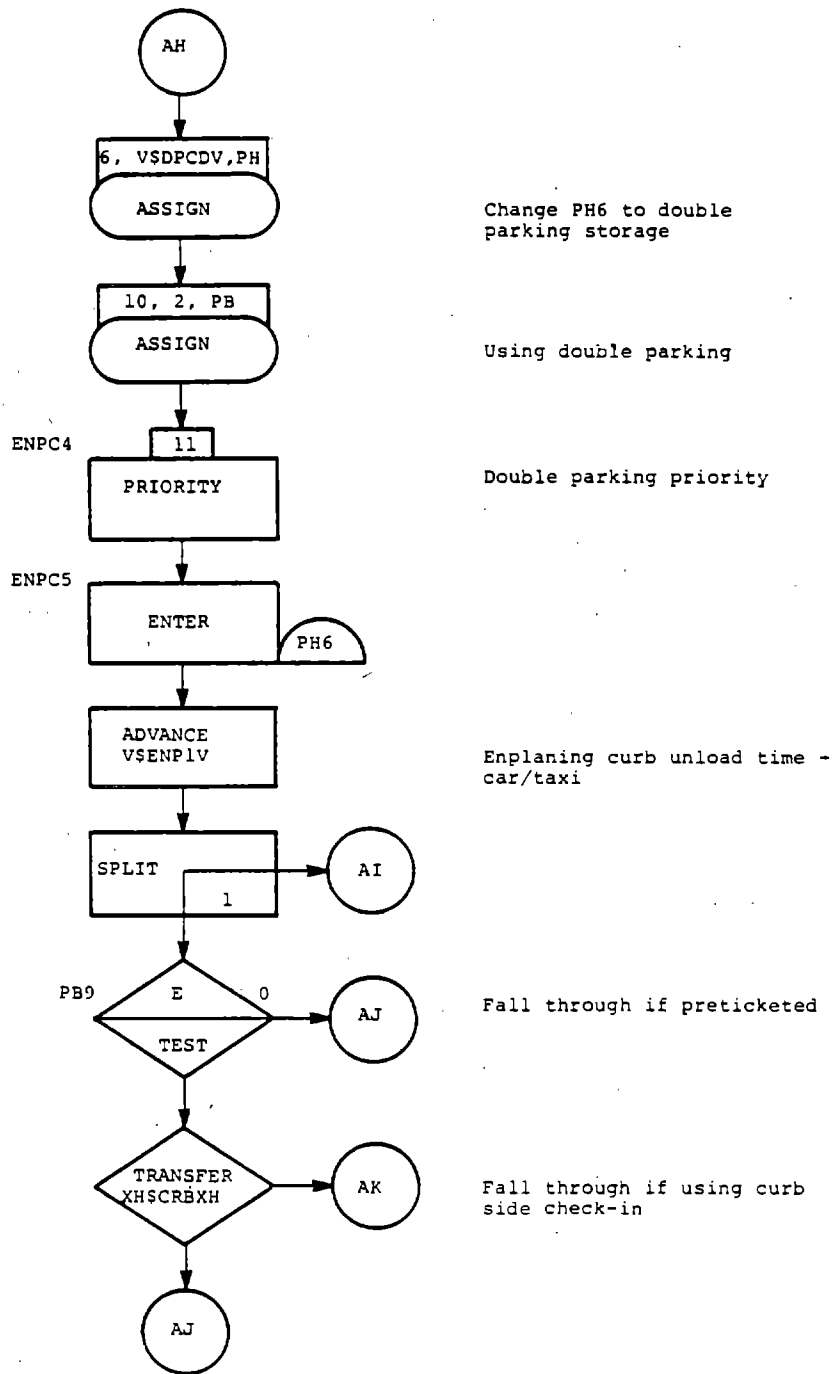
Branch to enter double parking slot

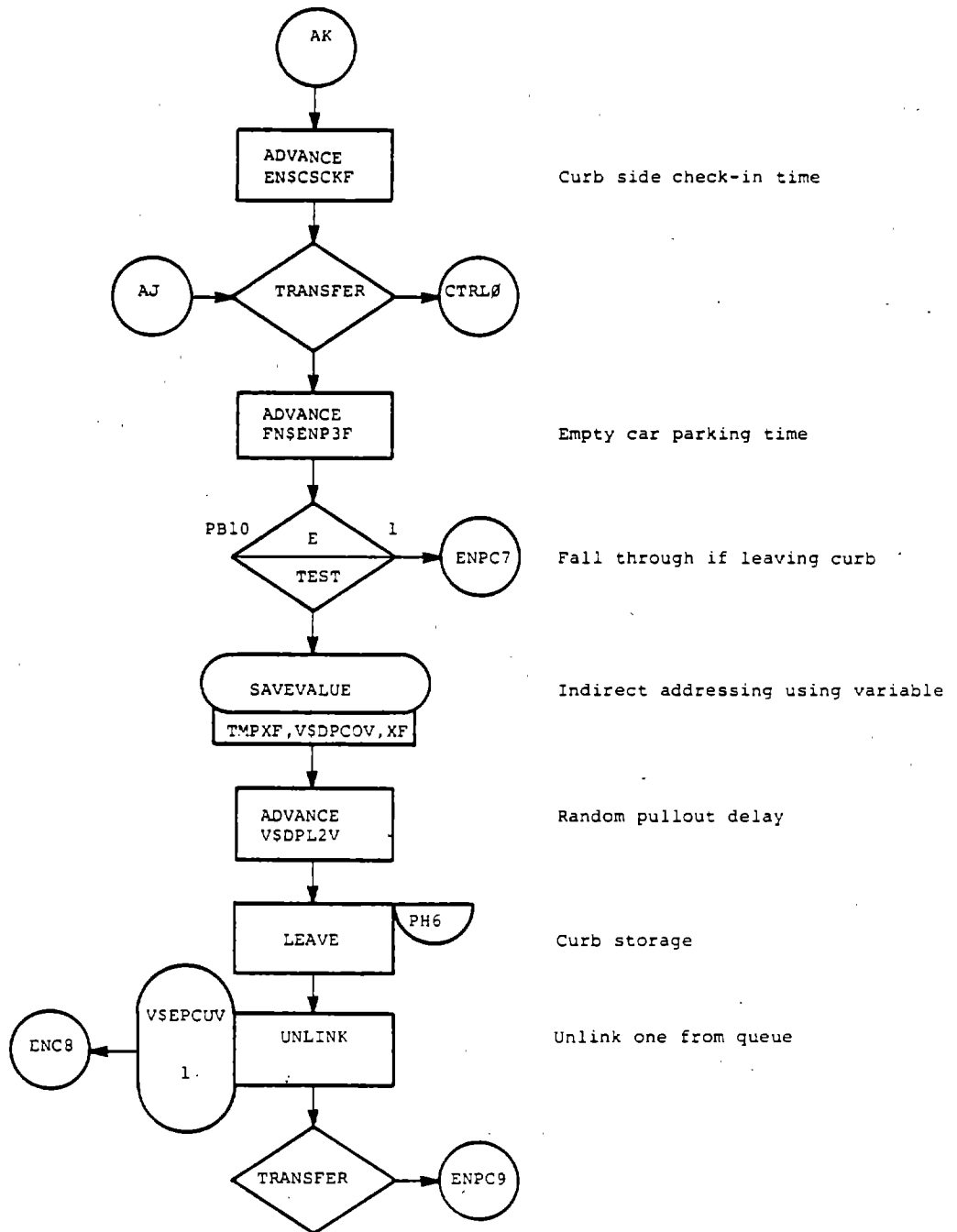
Branch to enter queue slot

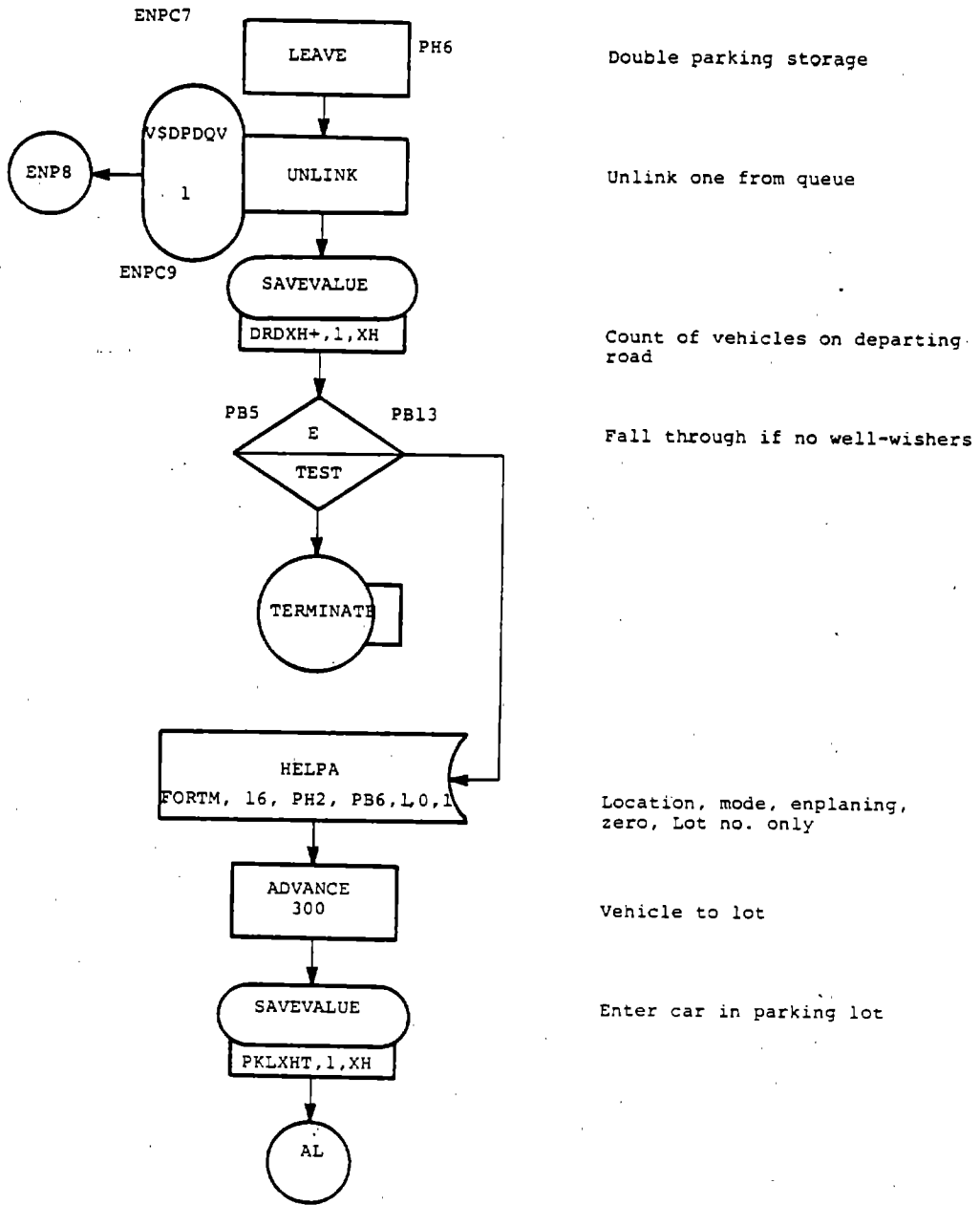
Sent to recirculation road

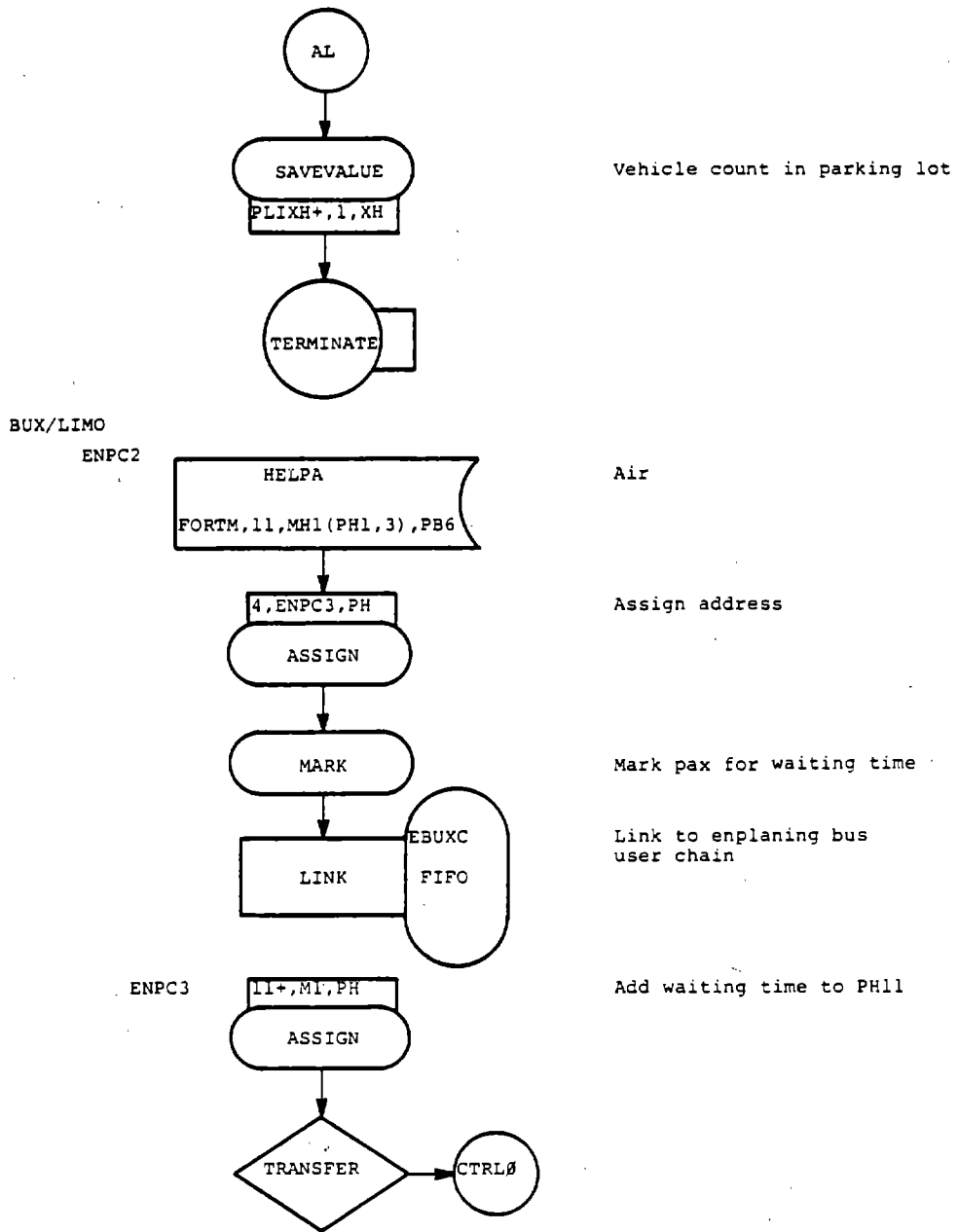
To assure priority for double parking slot

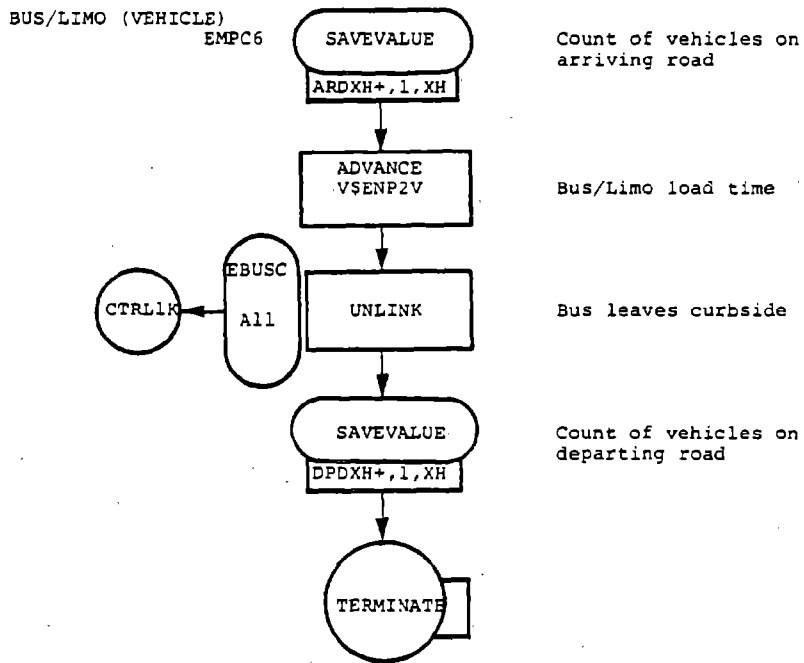




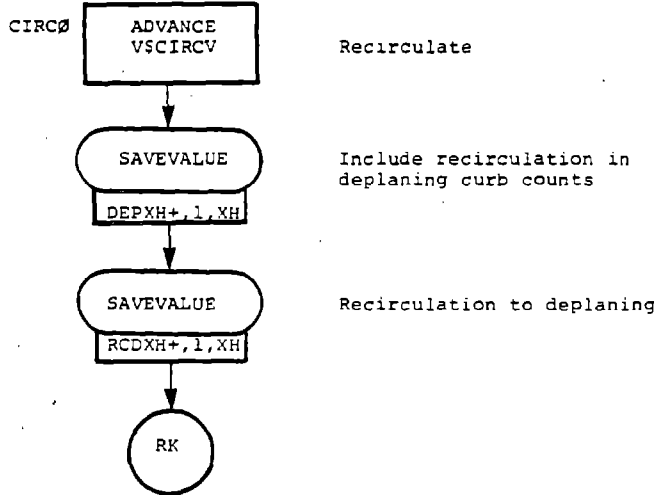


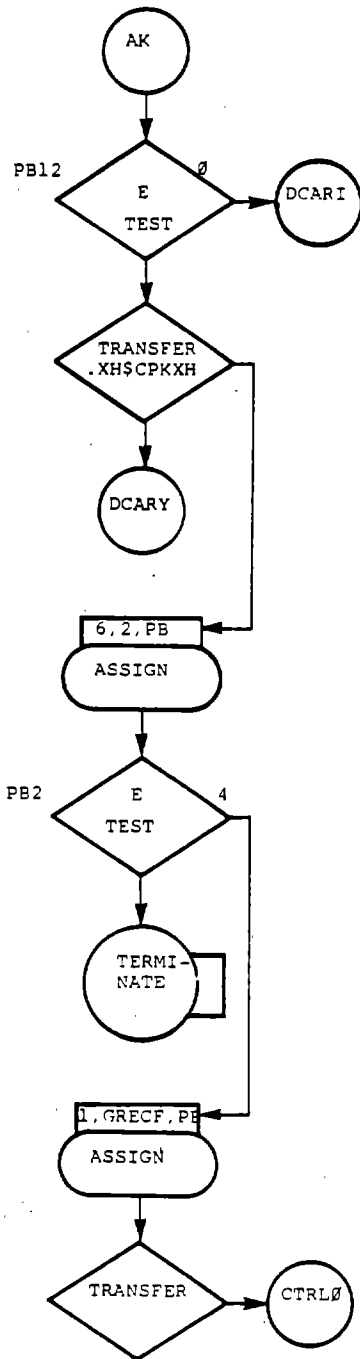






RECIRCULATION ROAD



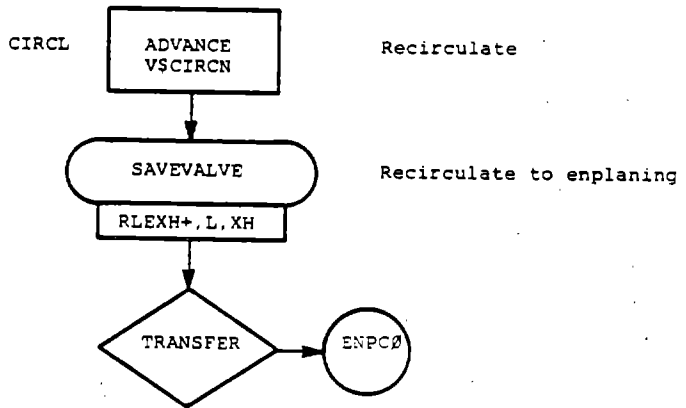


Branch N greater
who has all ready met

Fall through to enter park
or branch to deplaning road

Change mode to parking

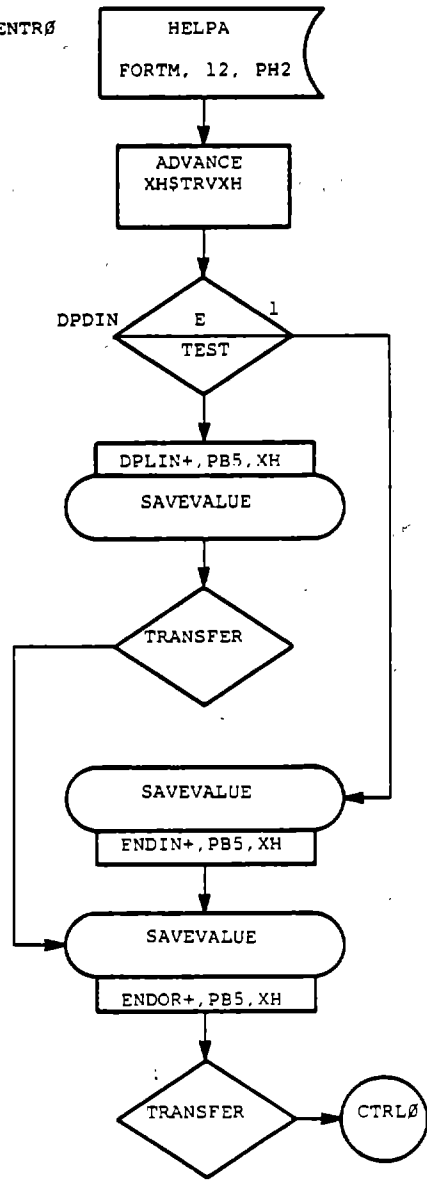
Process function to curb



ENTRANCE

ENTRØ

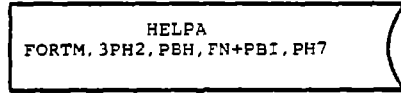
Location



Waiting time to entrance

EXIT

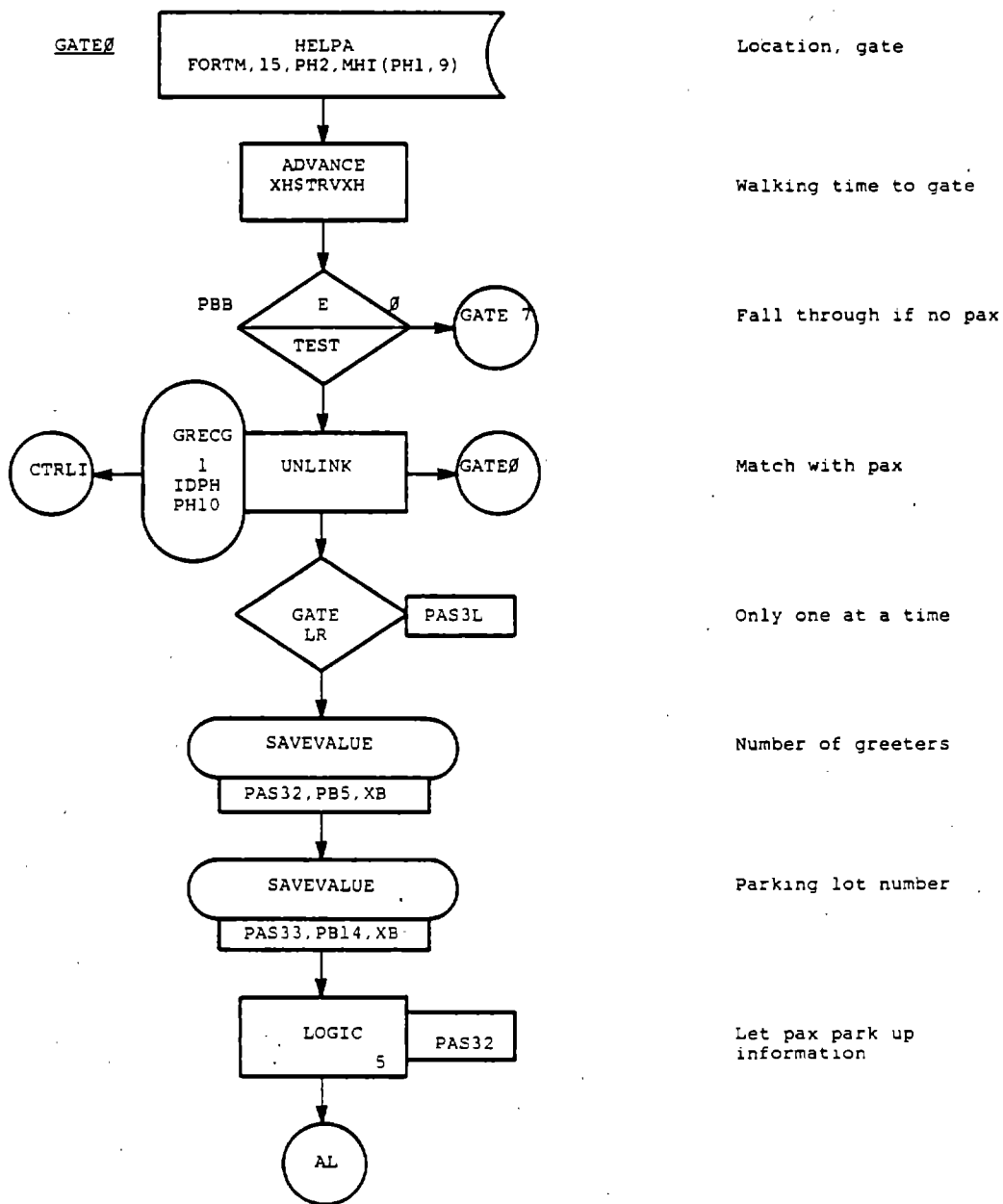
EXITØ

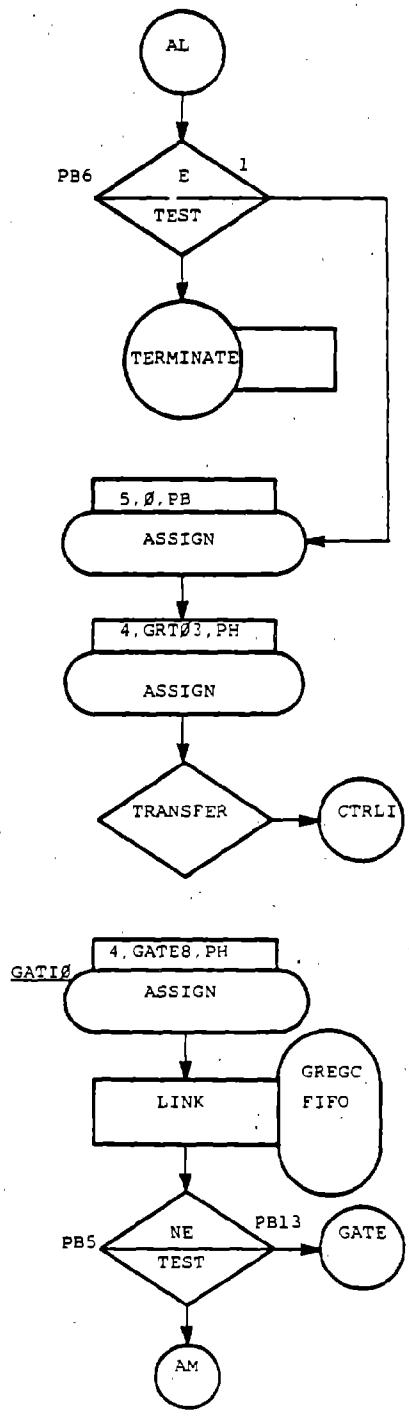


Location, current process,
next address, MH9 Row

Walking time to exit

GATE (ENPLANING PAX)





Branch H mode is curb

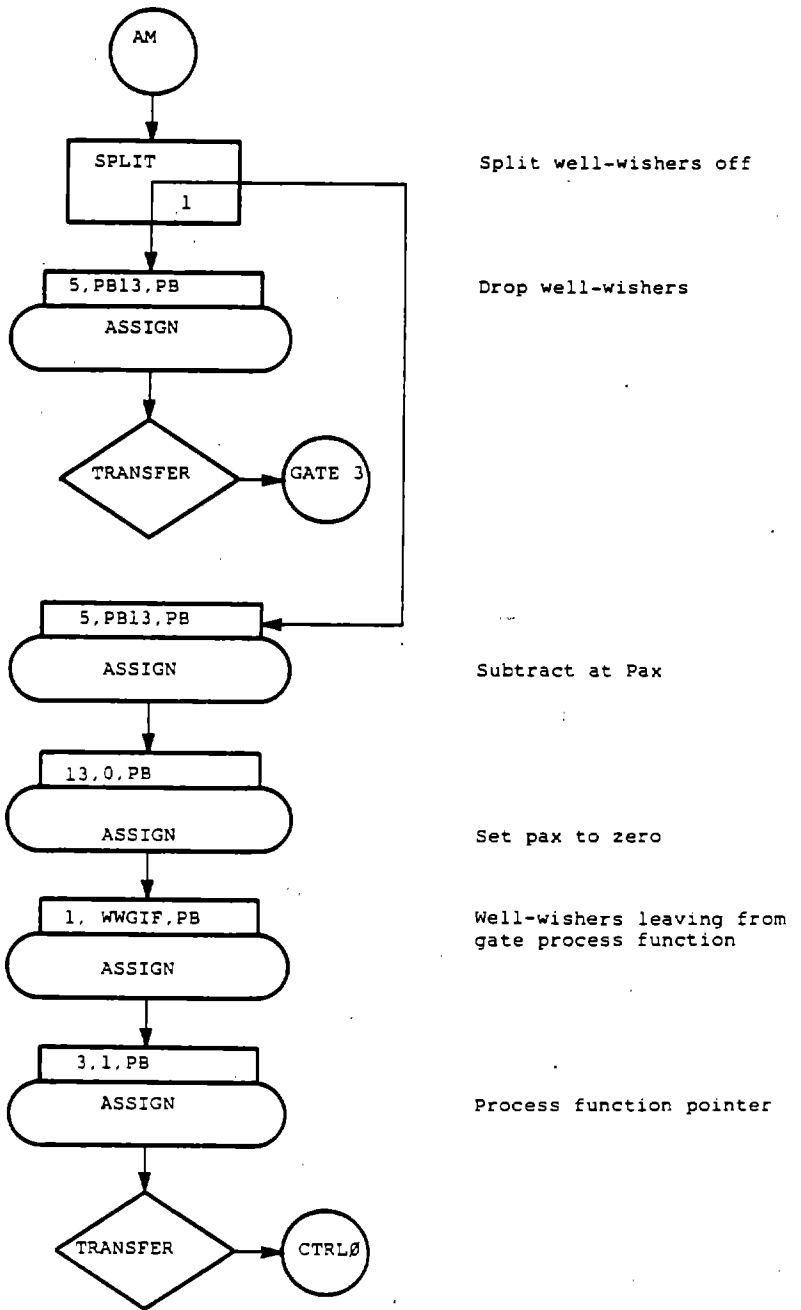
No one in party

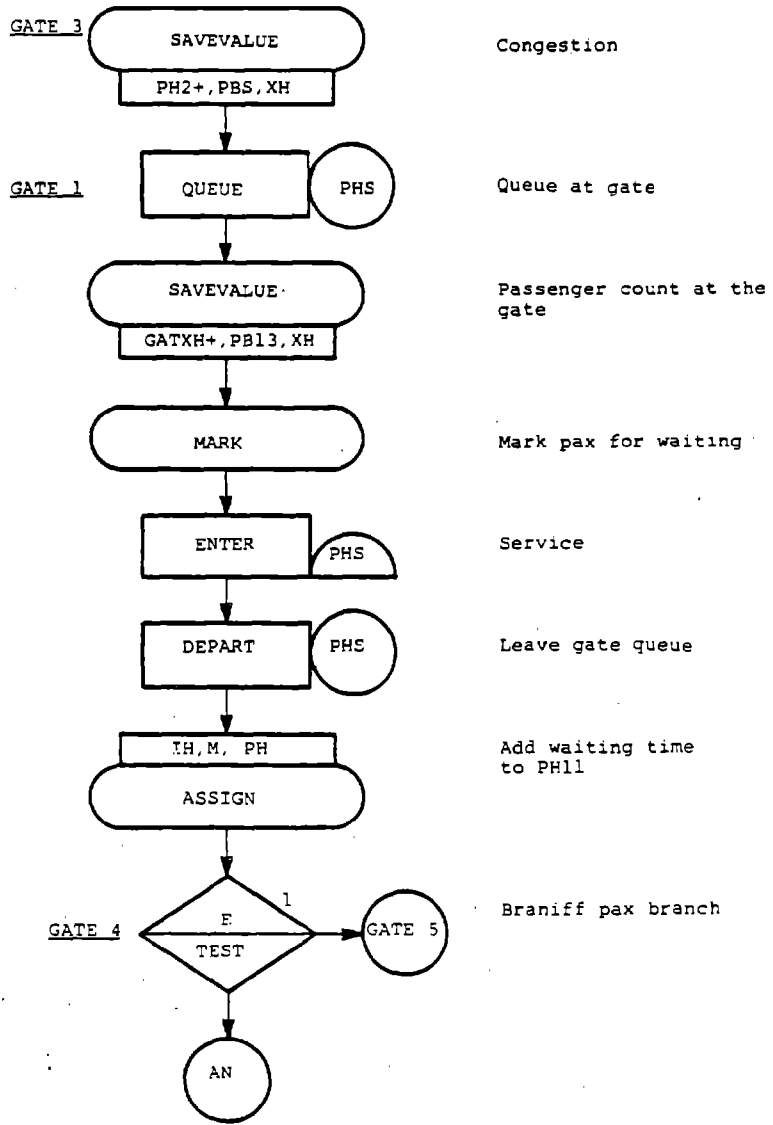
Rate to greeter leaving parking

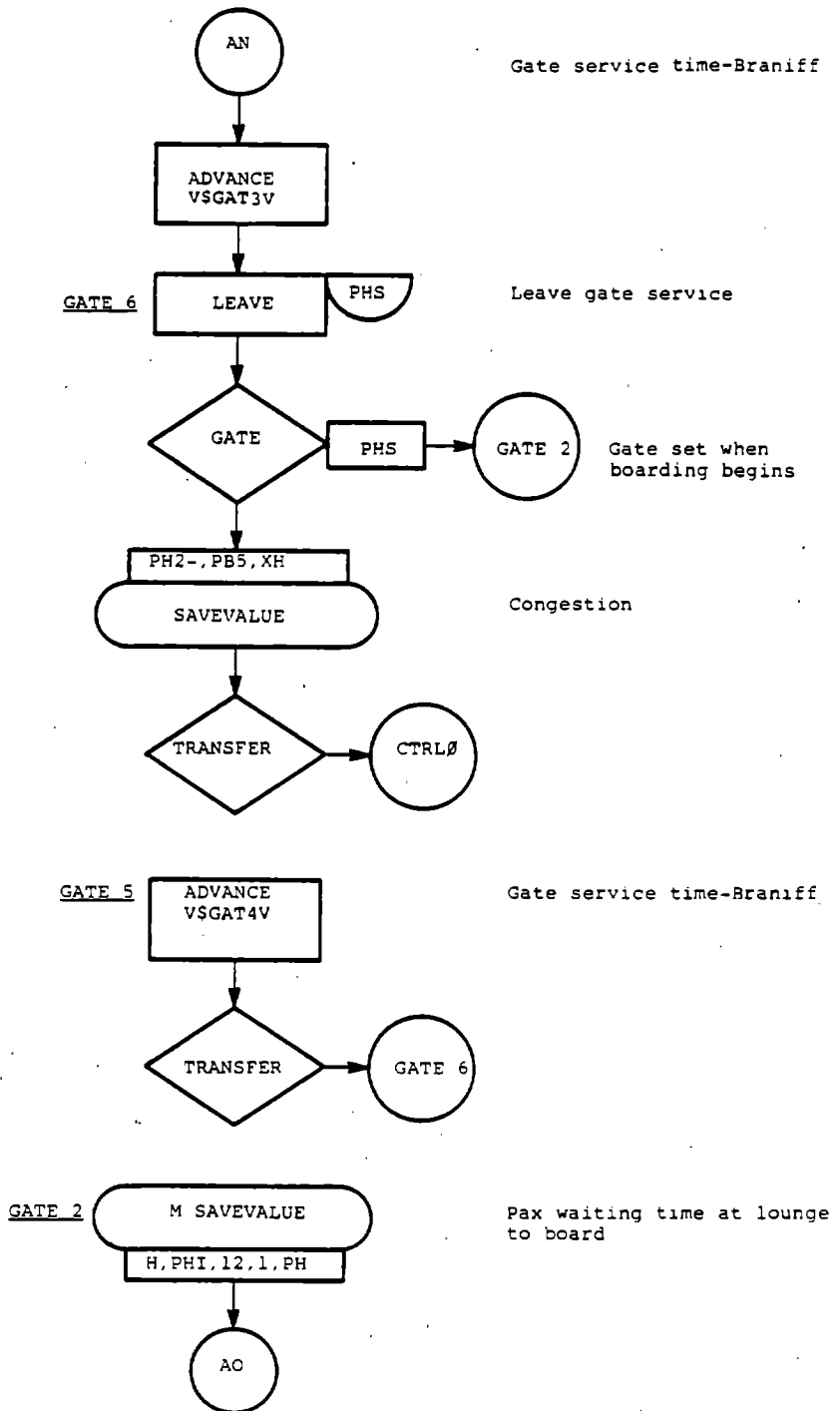
Will go to GATE when unlinked

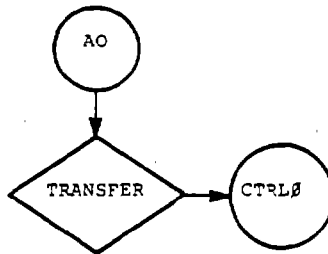
wait to meet greeter

Fall through if have well-wishers.



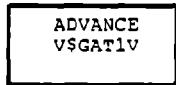




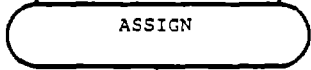
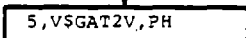


START BOARDING
OPERATIONS

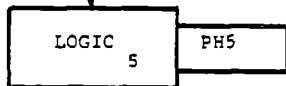
GATE9



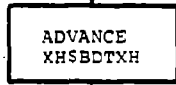
Advance to boarding time



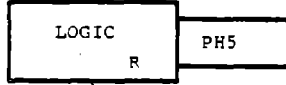
Assign logic switch number



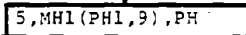
Gate boarding switch



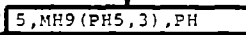
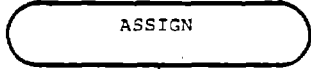
Boarding time



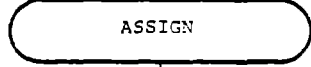
Gate boarding switch

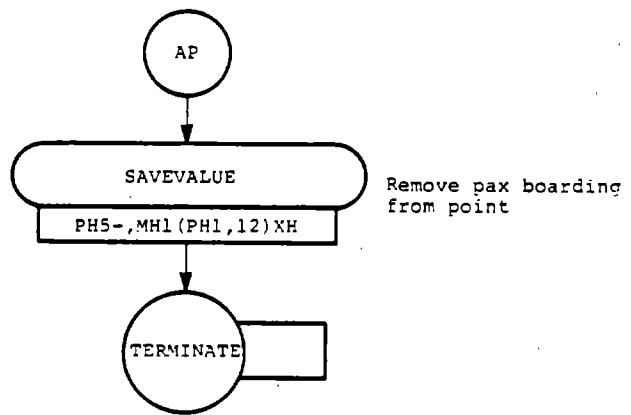


Gate number



Point number

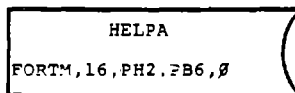




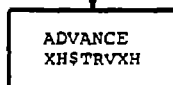
GROUND TRANSPORTATION (MISC)

DEPLANING PAX-SELF

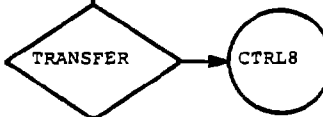
GRT00



Location, mode,
deplaning switch



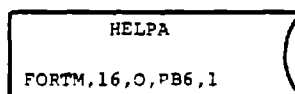
Walking time



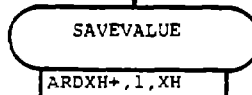
CTRL0

ENPLANING PAX-SELF

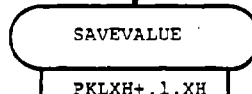
GRT01



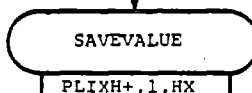
Spare, mode, enplaning
switch



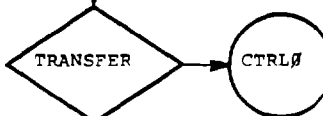
Count of vehicles on
arriving road



Enter car in parking
lot



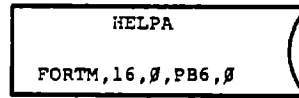
Vehicle count in
parking lot



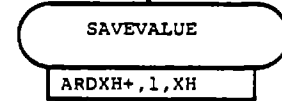
CTRL1

GREETERS

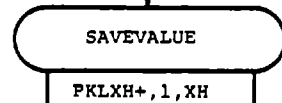
GRT#2



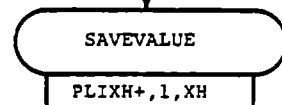
Location, mode,
deplaning switch



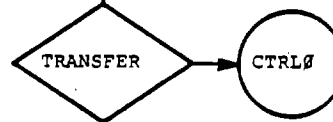
Count of vehicle
on arriving road



Enter car in
parking lot

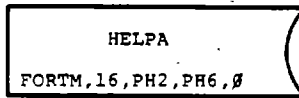


Vehicle count in
parking lot

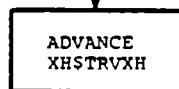


GRT#3


GREETERS TAKING CAR
FROM PARKING TO CURB

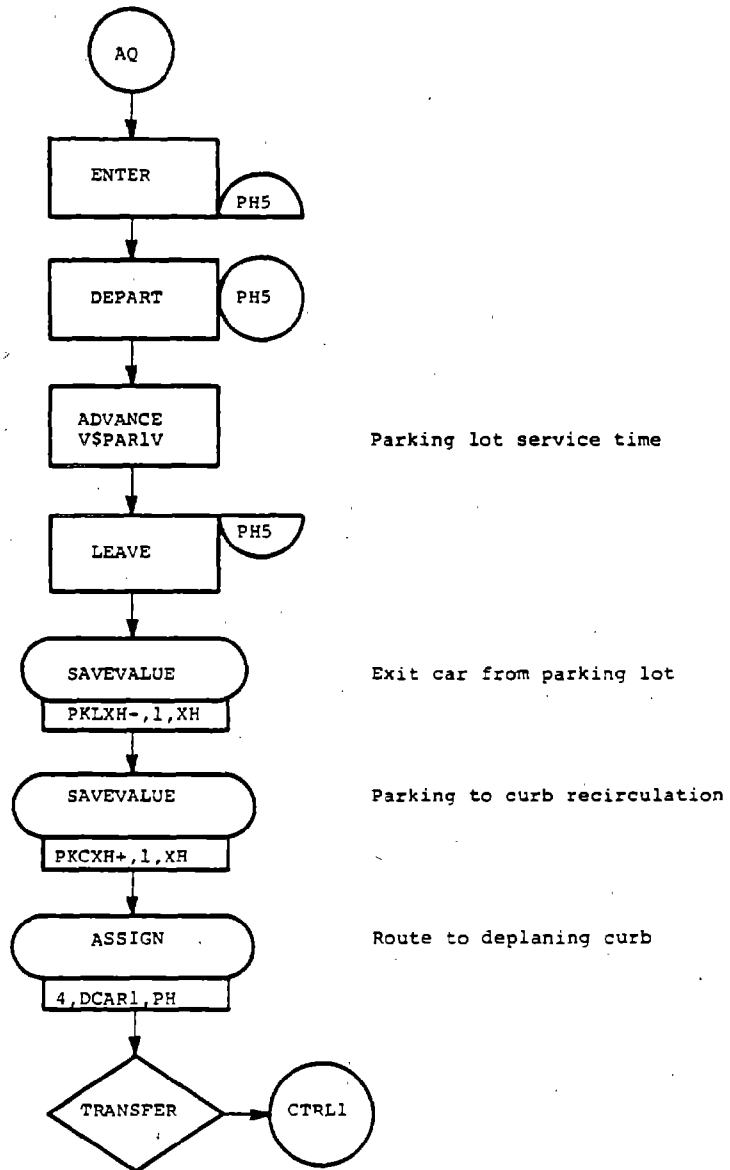


Location, mode,
deplaning switch

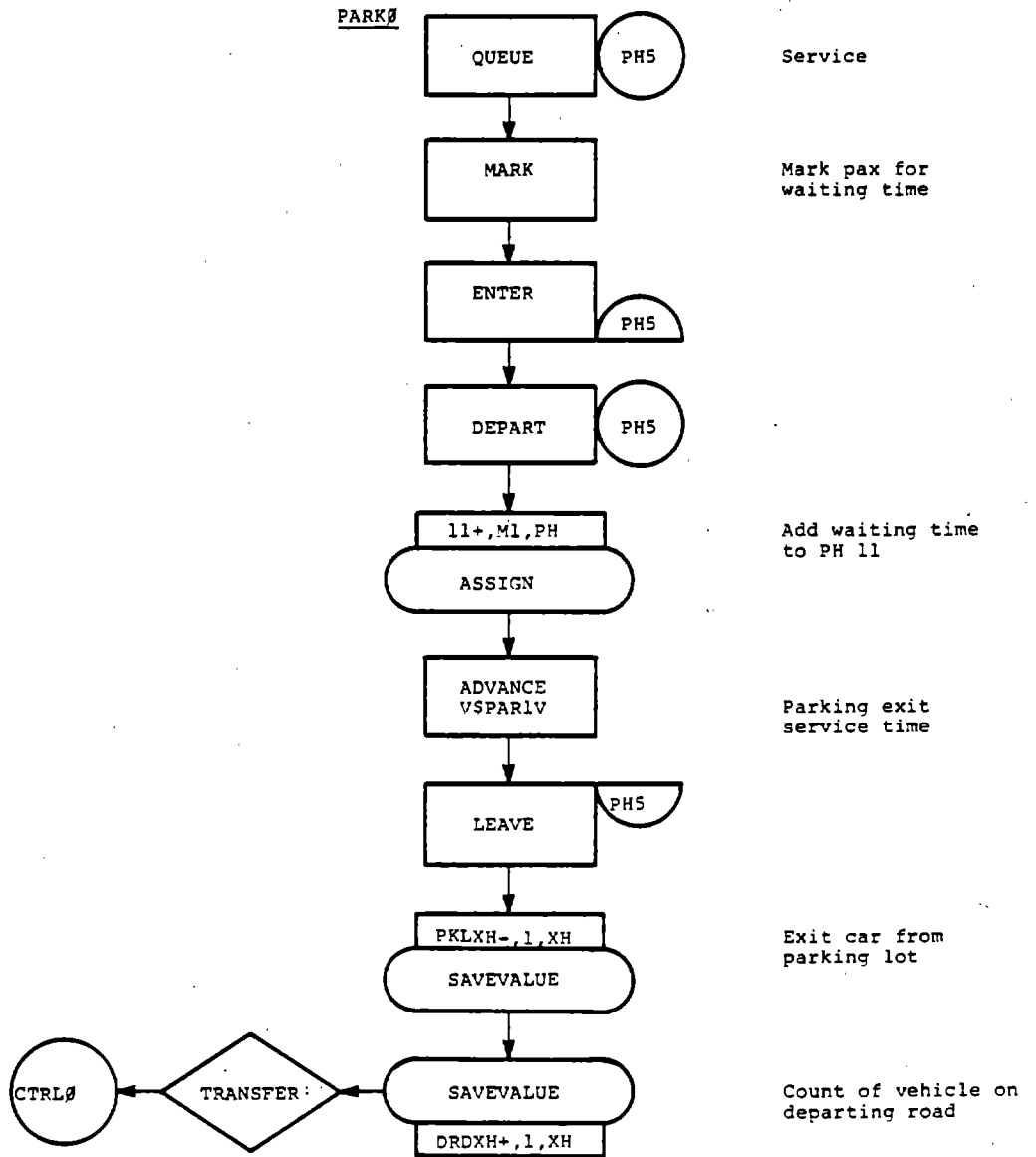


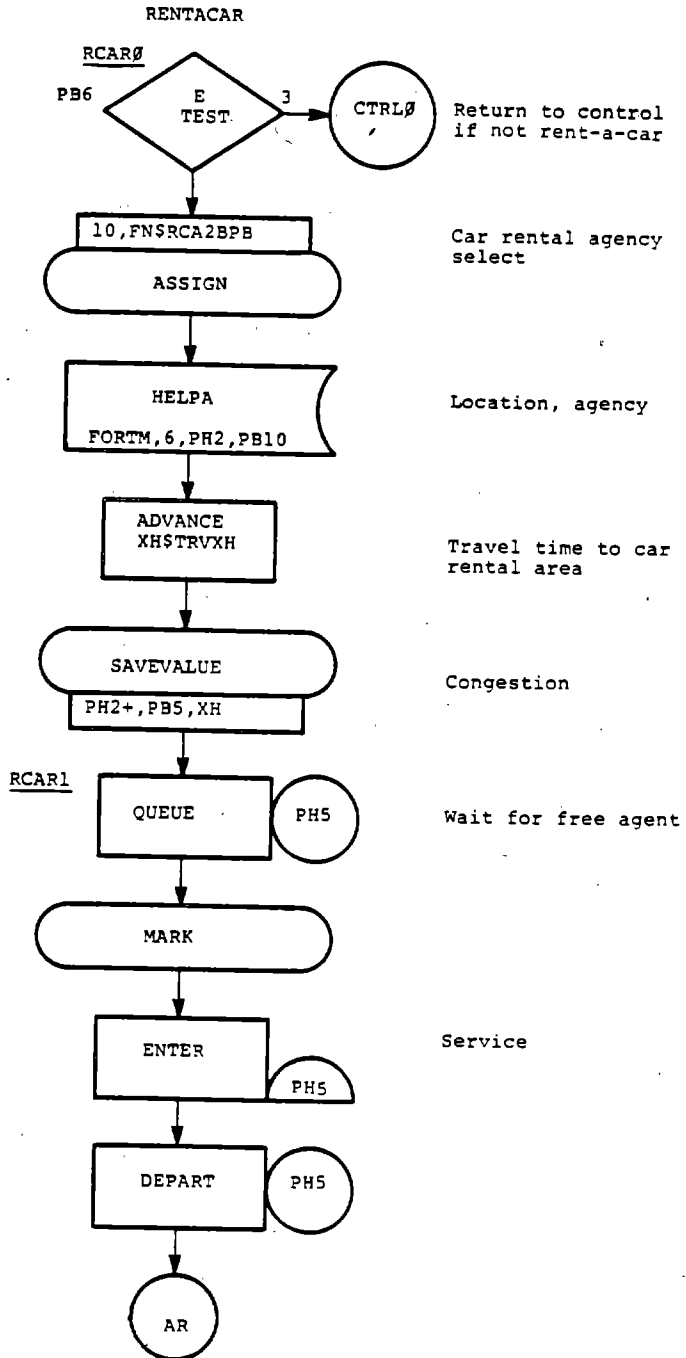
Walking time to
parking lot

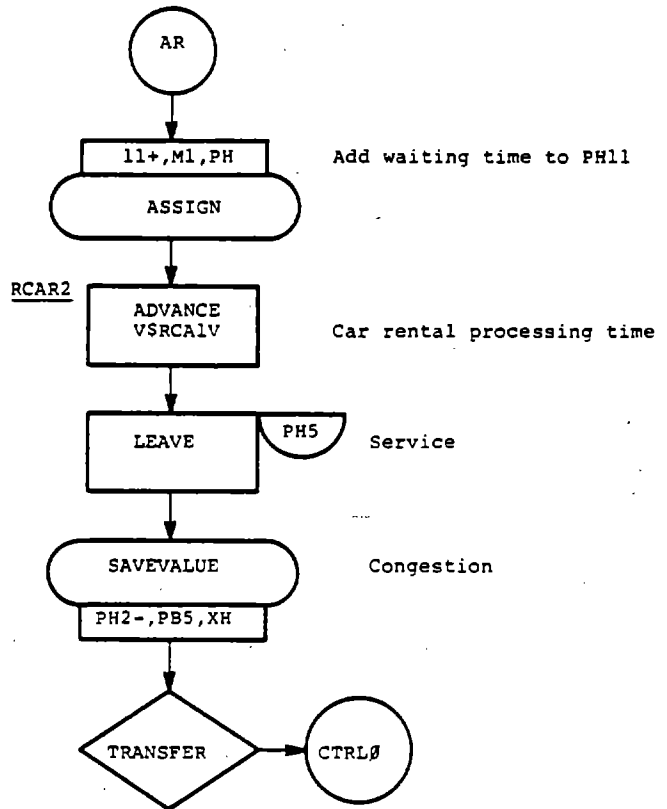




PARKING (DEPL PAX - CARS)

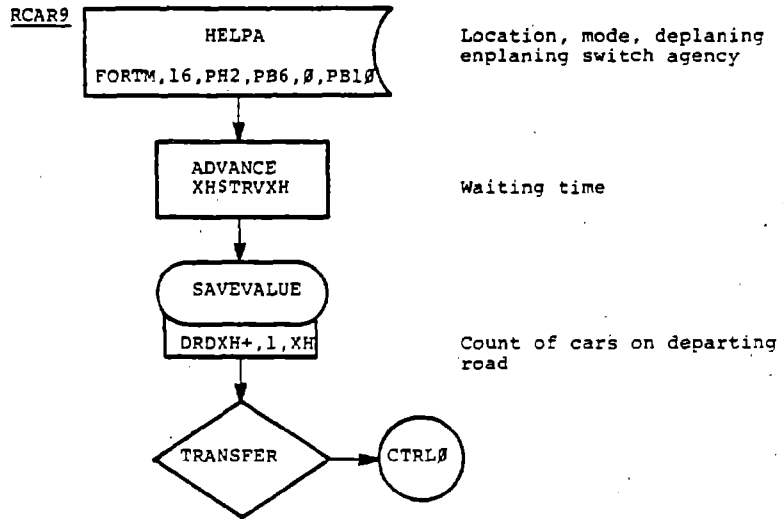






Deplaning pax in ground transport
who have already rented car.

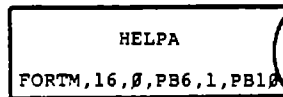
NOTE: Current logic assumes pax
picks up car at agency parking lot.



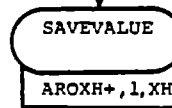
Enplaning Pax Rent-a-car

NOTE: Current logic assumes rental car is returned to a parking lot (general or agency lot). Processing, if any, is done in the terminal.

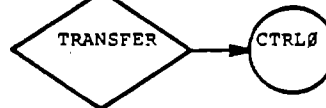
RCAR8

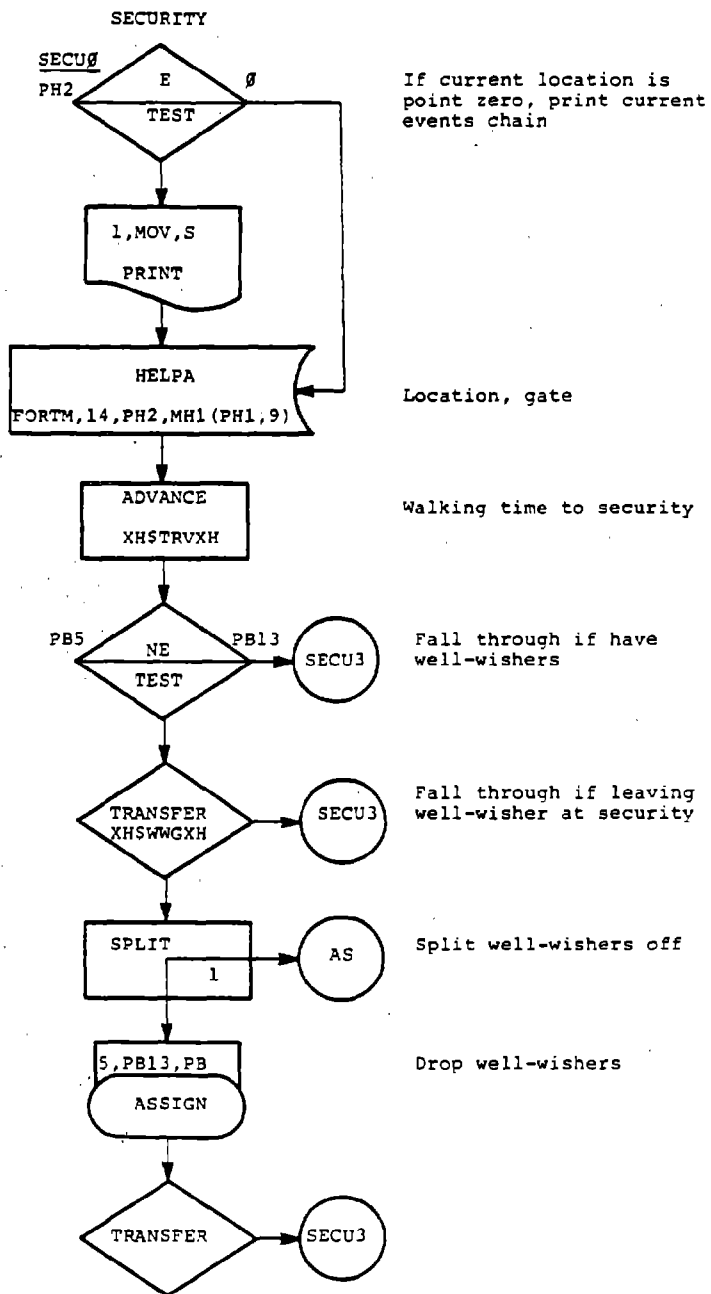


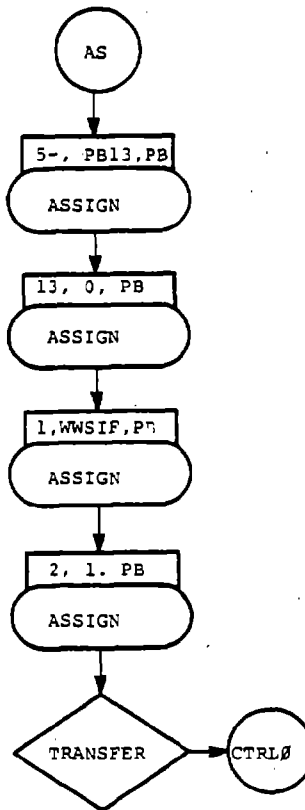
Mode, deplaning/
enplaning switch,
agency



Count of vehicles
on arriving road





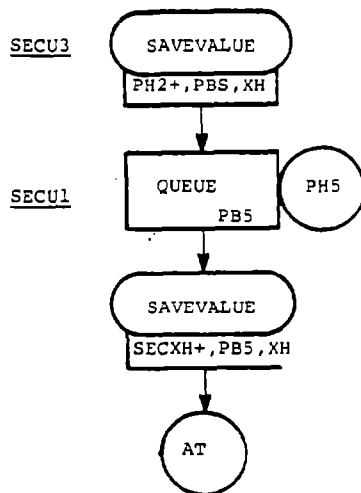


Subtract out pax

Set pax to Ø

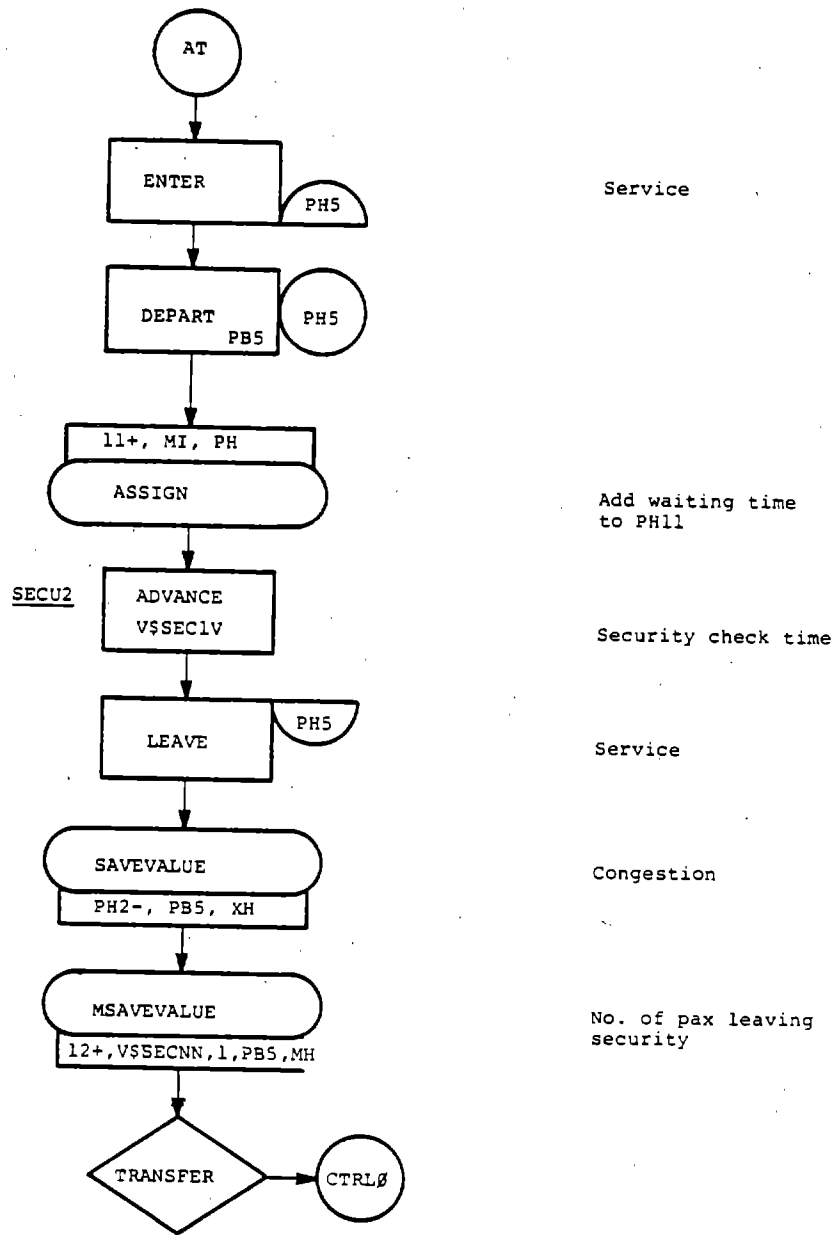
Well-wisher leaving from security process function

Process function pointer



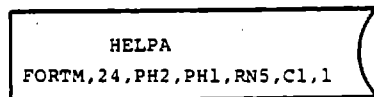
Congestion

Passenger count at security

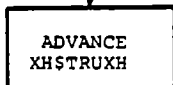


CONCESSIONS

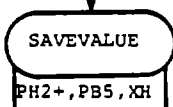
LOBCØ



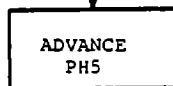
Location, flight,
random no., clock,
switch



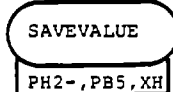
Walking time to
lobby concession



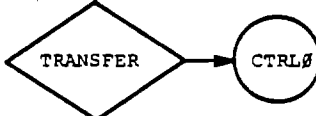
Congestion



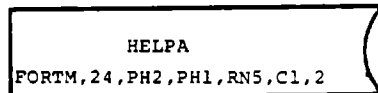
Waste time at
concession



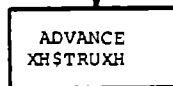
Congestion



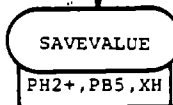
CONCØ



Location, flight,
random no., clock,
switch

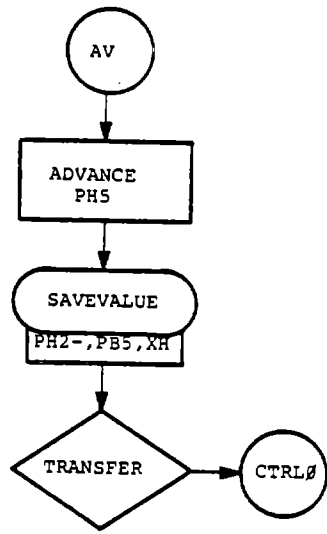


Walking time to
concourse concession



Congestion



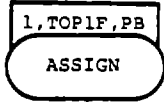


Waste time at concession

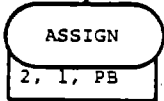
Congestion

TRANSFER FLIGHTS

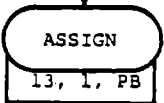
XFLTØ




Assign process function



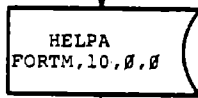
Set pointer



Pax in party

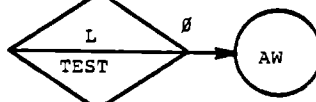


Total in party



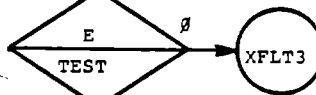
Initialize transfer flight table, MH5

MH1 (PH1, 1)

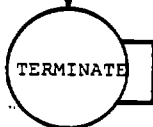


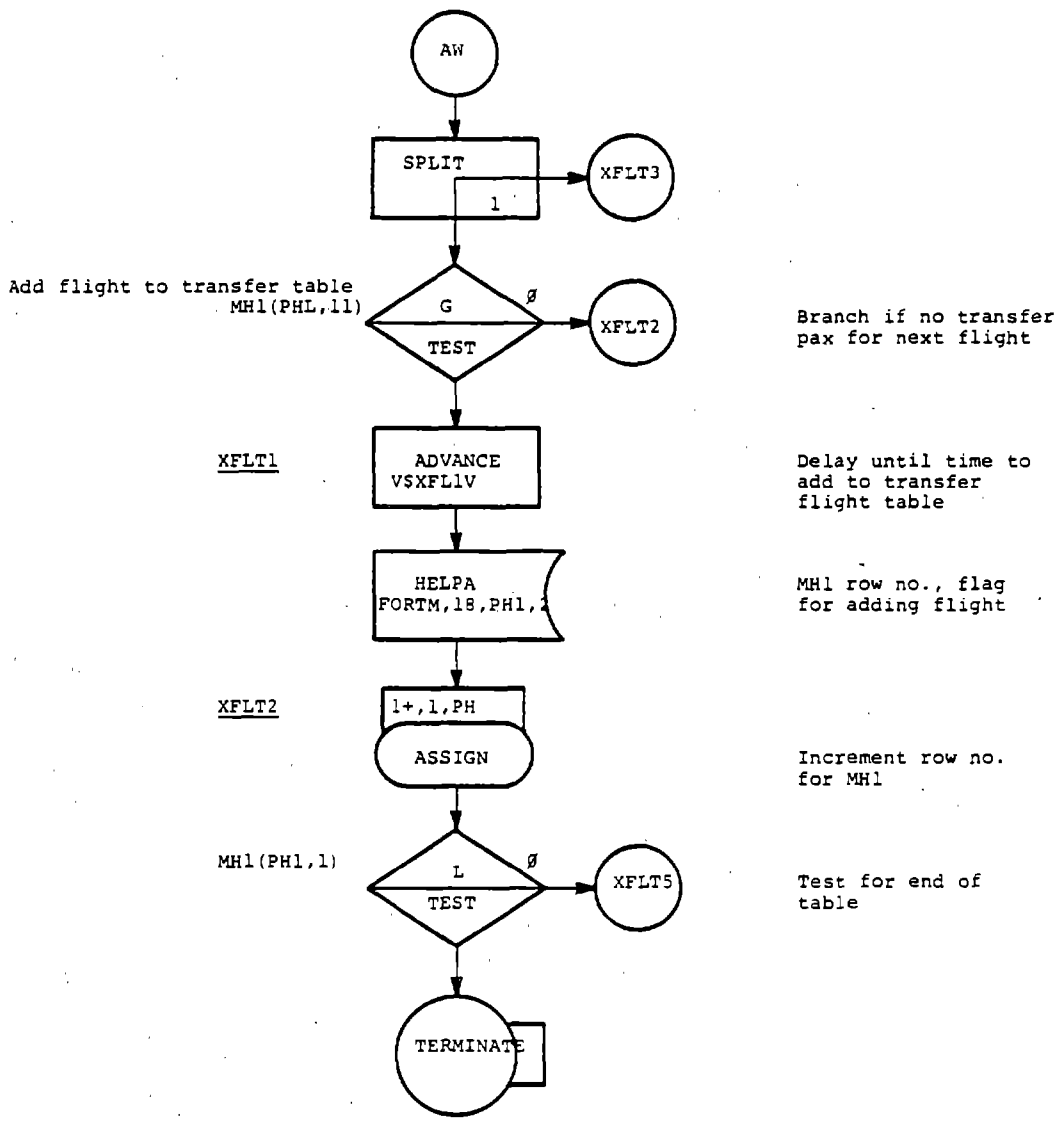
Fall through if at end of flight table

MH5 (1, 1)

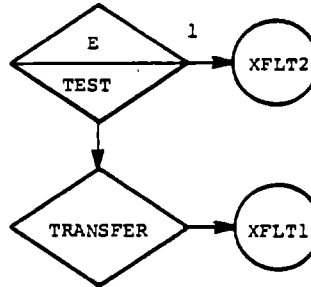


Fall through if no transfer flights





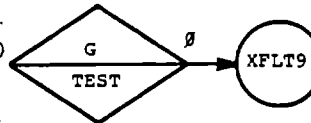
XFLT5
BVSXFLIB



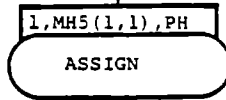
Branch if arriving flight or no transfer pax

Delete flight from transfer flight table

XFLT3
MH5(1,1)

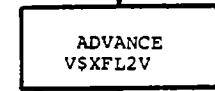


Branch if transfer flight table empty

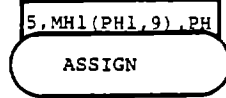


First flight to delete

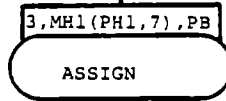
XFLT7



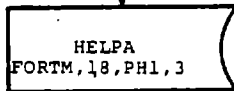
Delay before deleting flight from transfer table



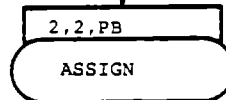
Gate no.



Type of flight (DOM, COM, INT)

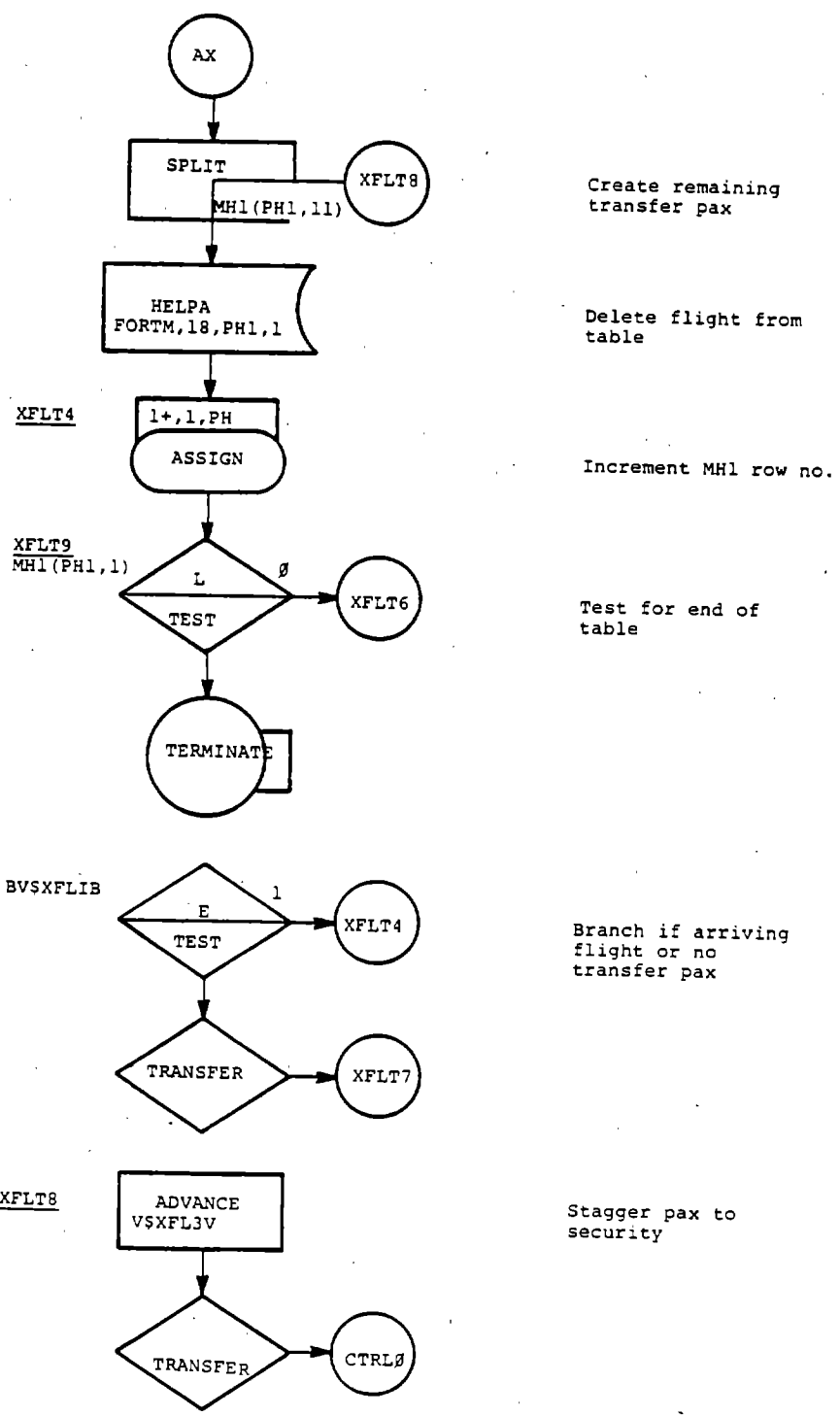


MH row no., flag for ticket counter



Skip concourse for TDPIF function

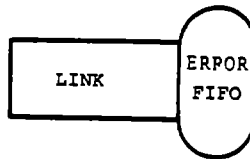




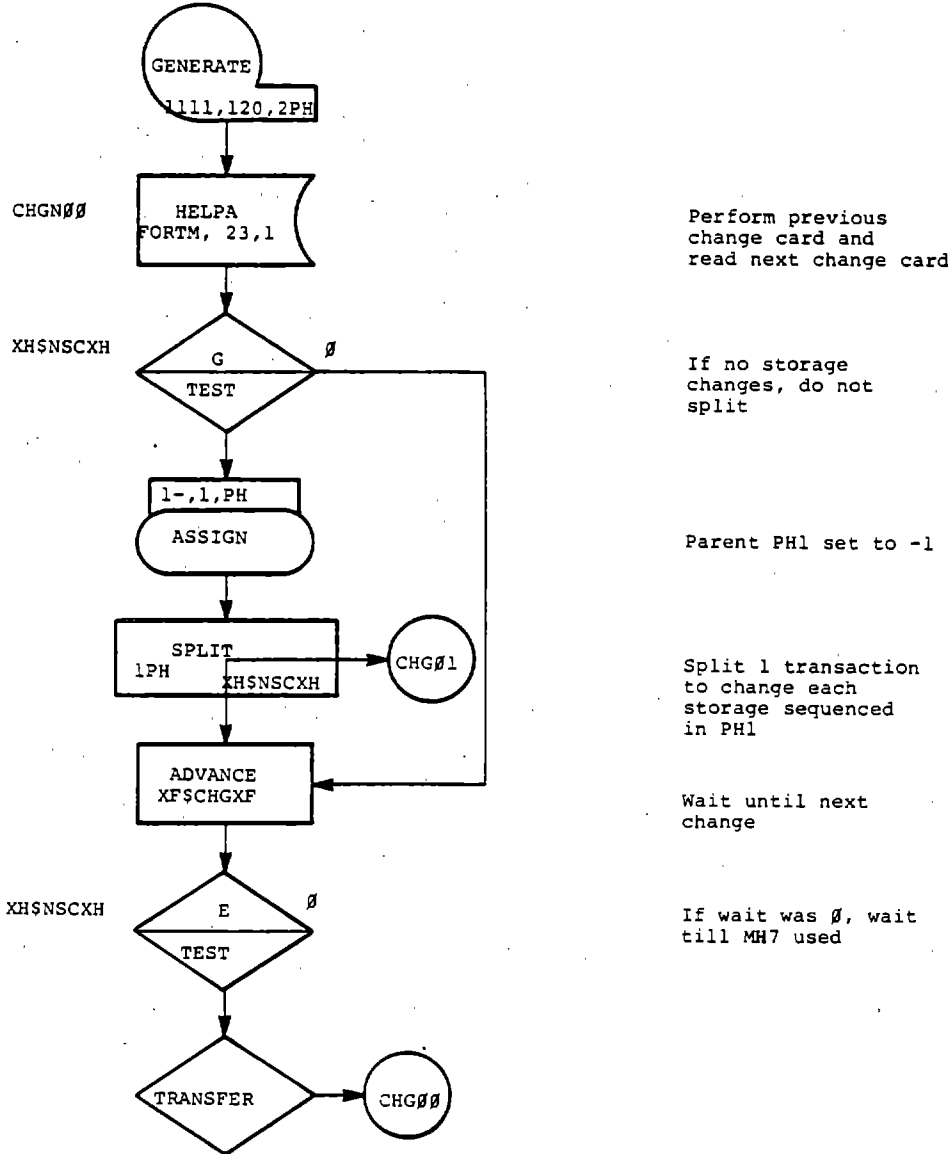
ERROR CHAIN

Collects transactions
causing selected errors.
PH4 will normally give
clue to nature of
problem

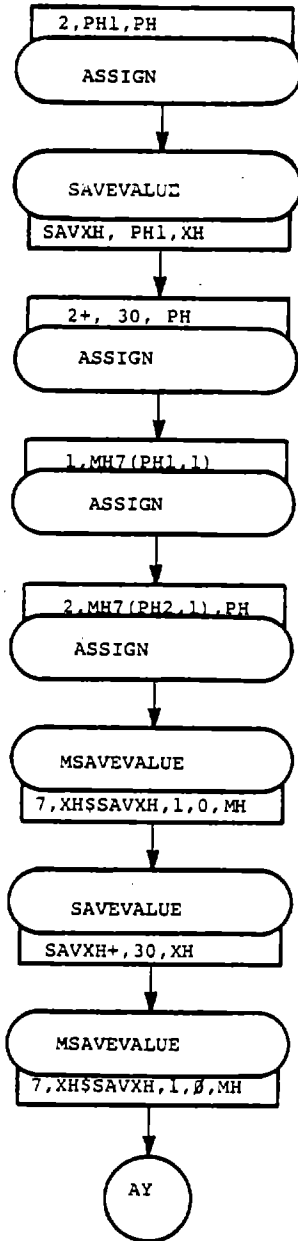
ERROR



CHANGE CARD READER



CHGØ1



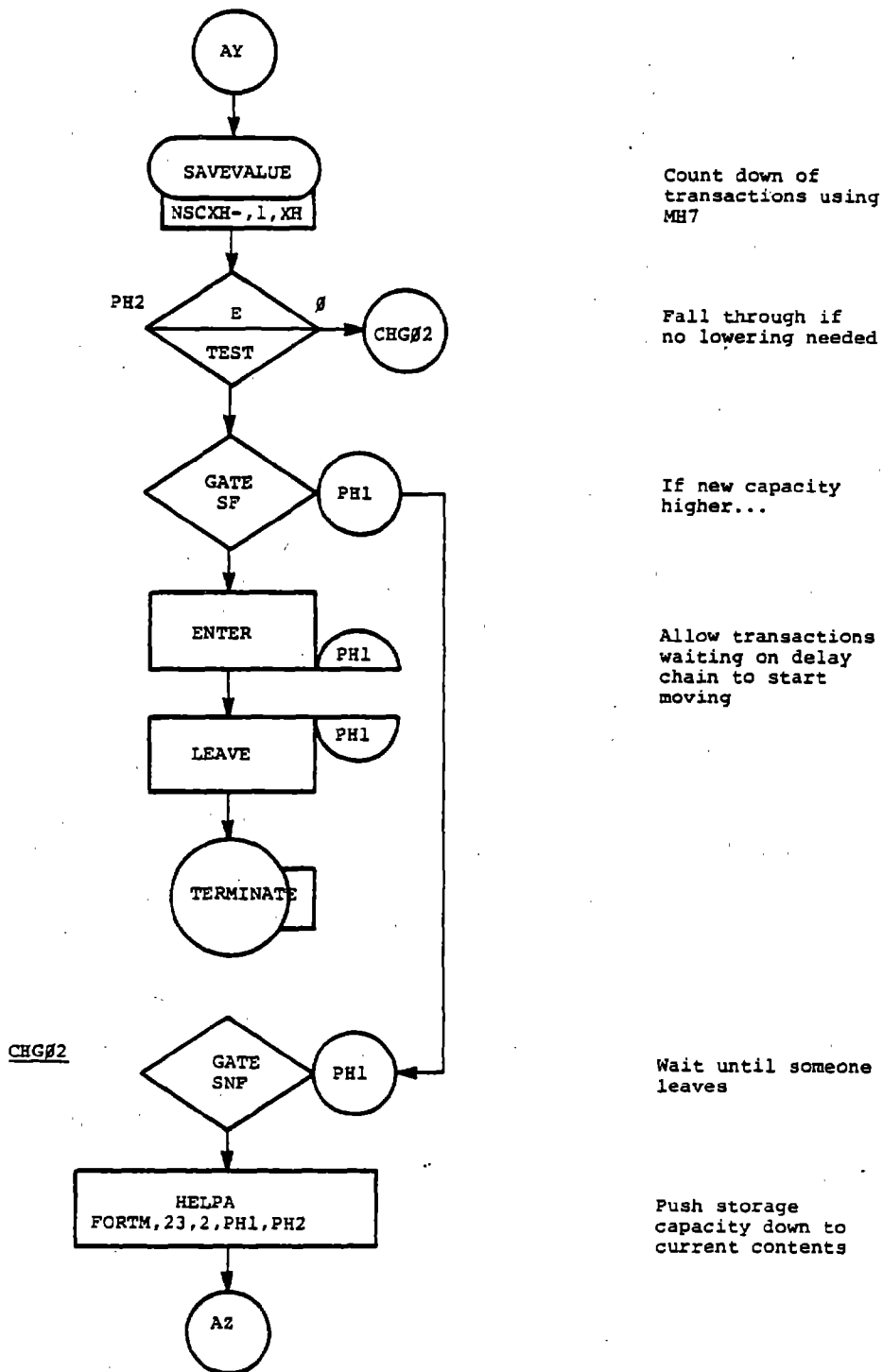
Save MH7 row pointer

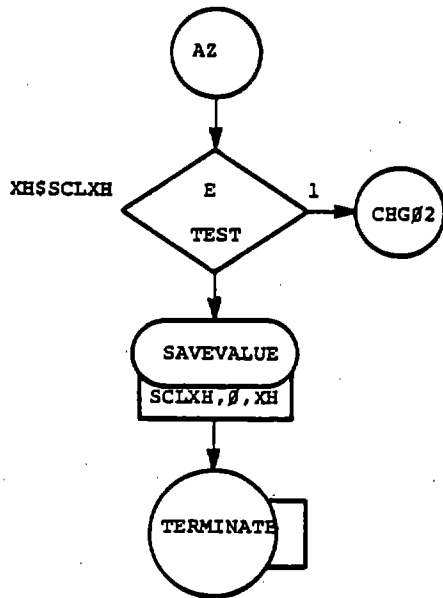
PH2 points to second portion of MH7

Change PH1 from MH7 row reference to storage subscript (set in FORTM)

Change PH2 to required storage capacity (set in FORTM)

Zero out MH7



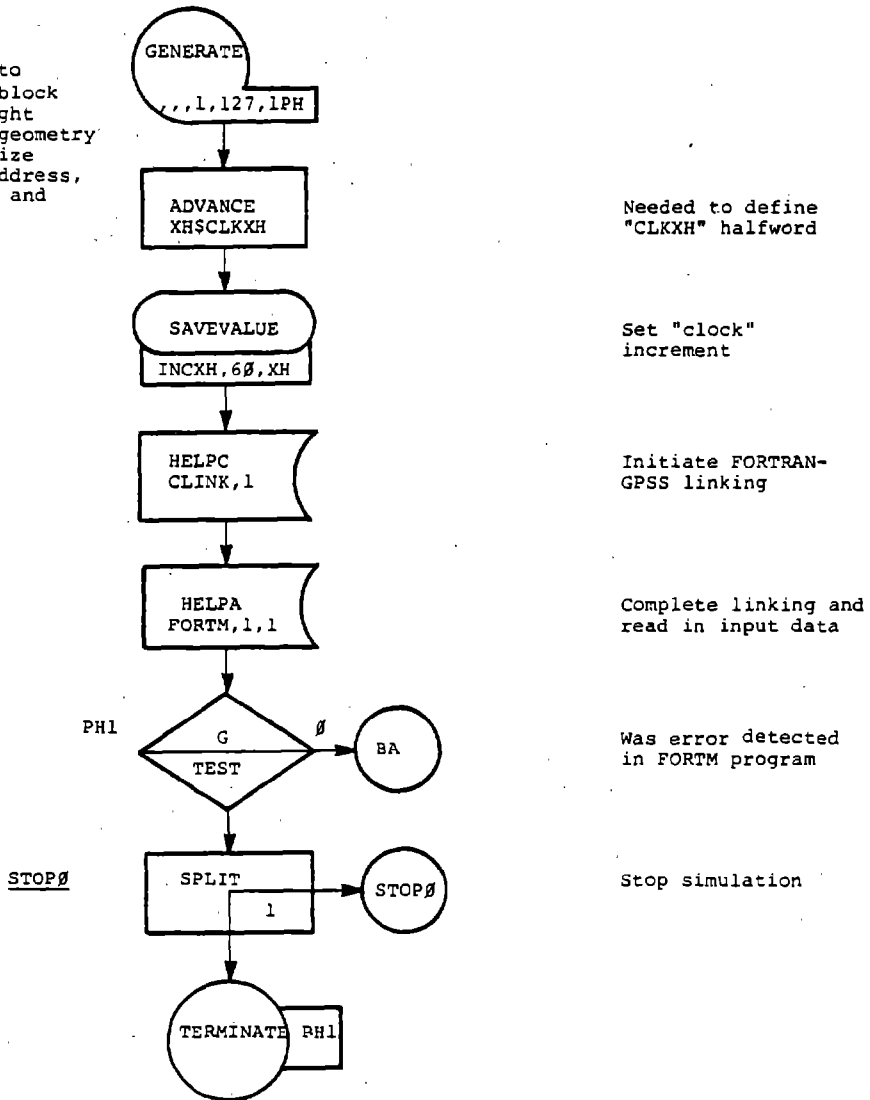


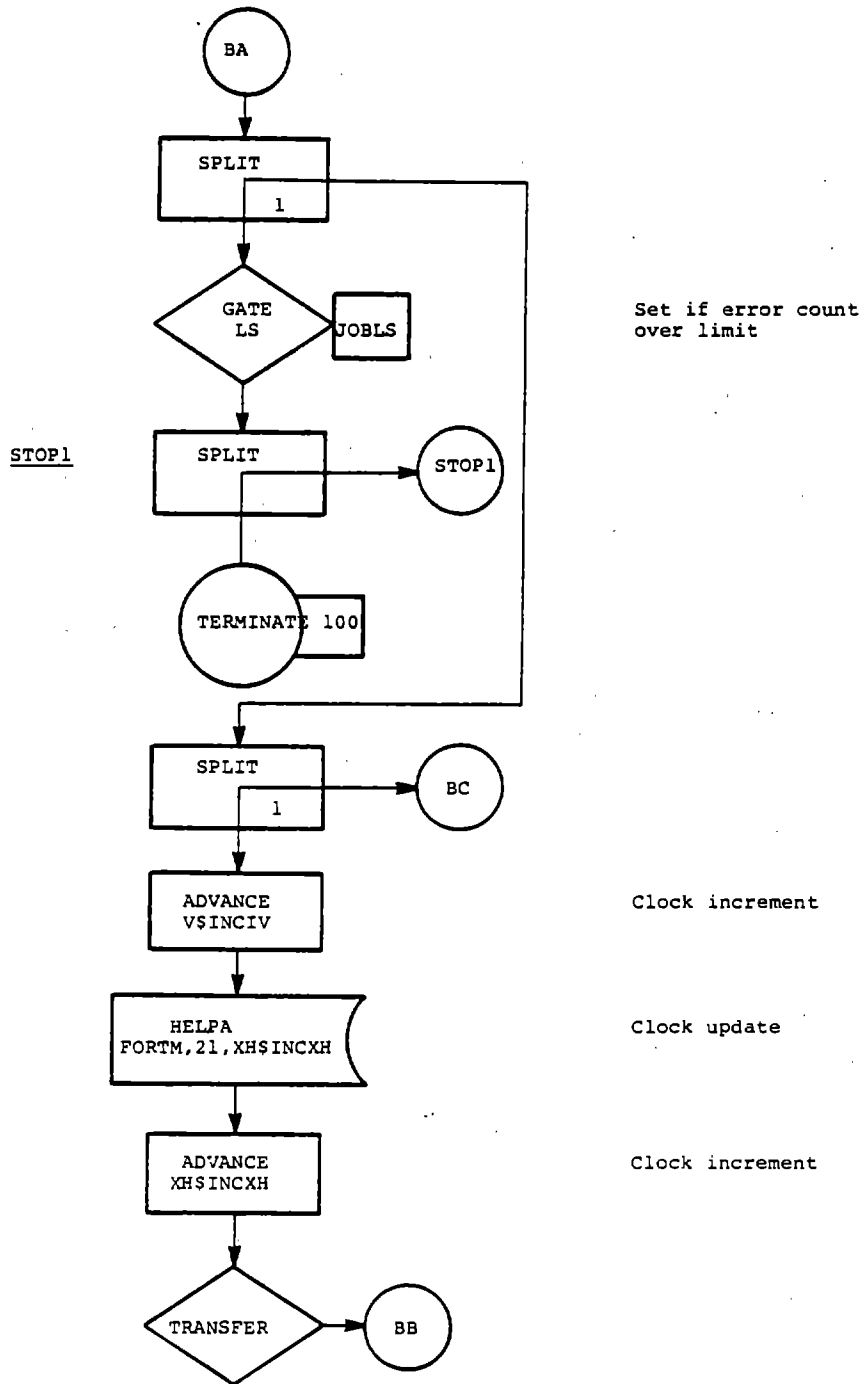
Storage lowering
complete

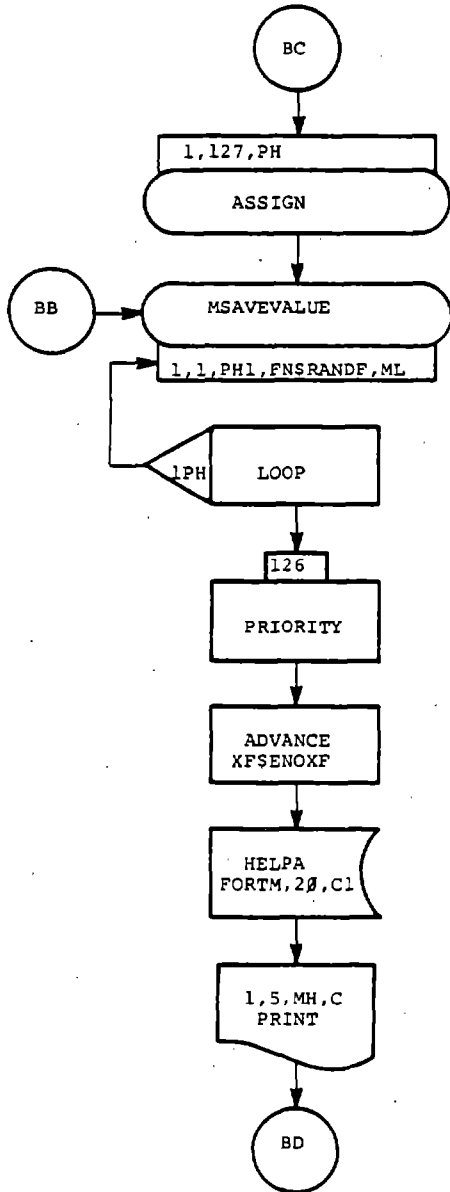
Reset storage
lowering completion
flag

TIMER - INITIAL FORTRAN CALL

Initial call to FORTRAN Help block to: read flight schedule and geometry data, initialize matrix base address, execute CLINK and MNLINK.







Loop counter

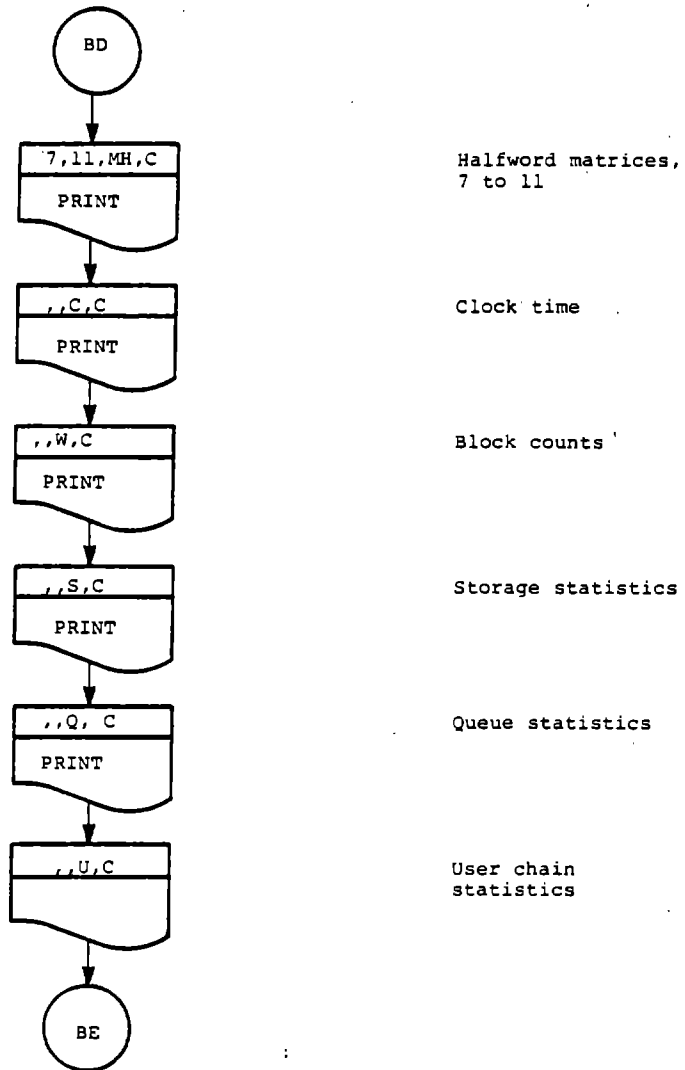
Fill ML1 with
random numbers

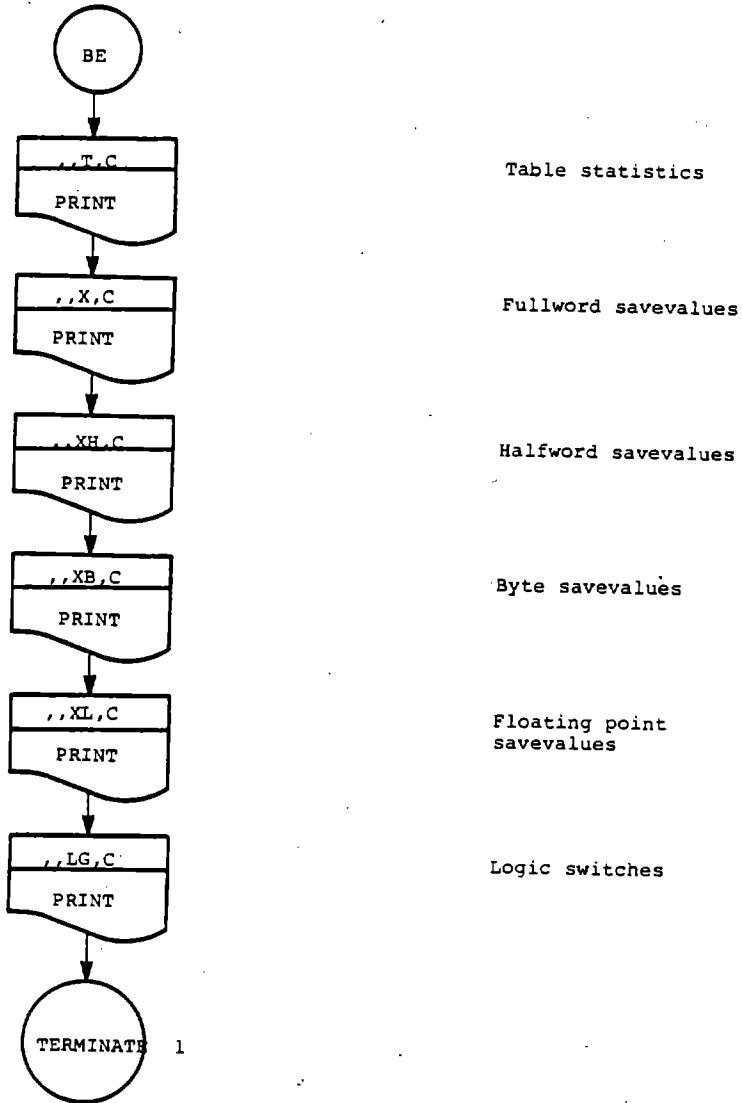
Allows clock to
occur first

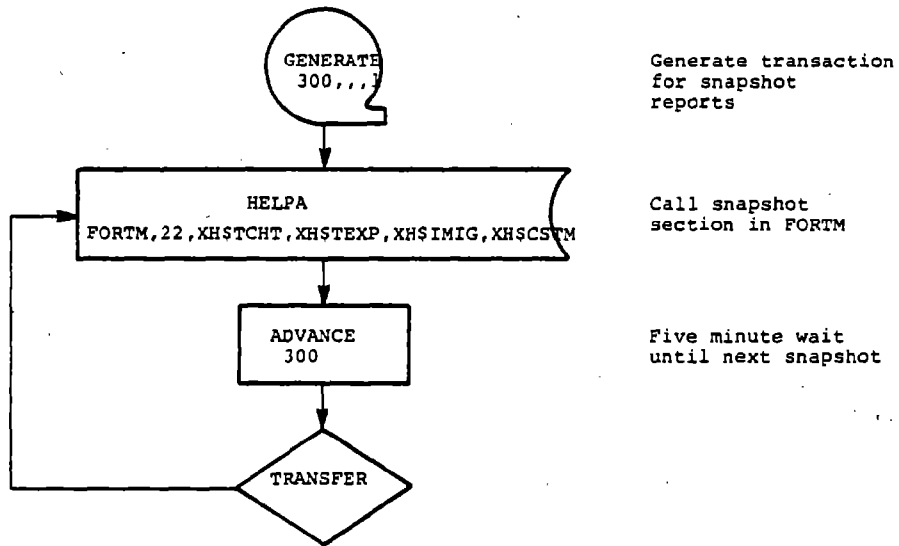
Advance to end
of run

Make formatted
reports

Print selected
output: Halfword
matrices 1 to 5

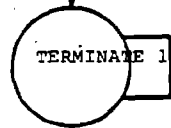




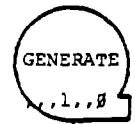




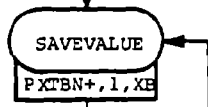
For reset



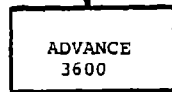
Timer for changing hourly
table for pax waiting time




Generate timer
transaction




Increment number
of table



Wait one hour



APPENDIX A-3
PROGRAM LISTING



```

***** 00002100
* 00002200
* AUXILIARY PROGRAM 00002300
* 00002400
***** 00002500
* THIS PROGRAM GENERATES TRANSACTIONS REPRESENTING ENPLANING 00002700
* PASSENGER GROUPS. THESE TRANSACTION ARE STORED ON A 'JOBTAPE'. 00002800
* RMULT , , , 743,31,743,31 00003000
* SIMULATE 3 00004000
* LOAD FURTM 00005000
* UNLIST ABS ,USED TO LIST THE PROGRAM 00006000
* 00007000
* 00008000
* 00009000
CLKXH EQU 1,XH C L O C K - USED IN MAIN MODEL 00009000
CMH01 SYN 16 NUMBER OF COLUMNS OF MATRIX MH1 00010000
CMH04 SYN 2 NUMBER OF COLUMNS OF MATRIX MH4 00011000
CML02 SYN 10 NUMBER OF COLUMNS OF MATRIX ML2 00012000
* 00013000
* 00014000
* HALFWORD MATRICES 00015000
* 00016000
1 MATRIX MH,340,16 FLIGHT SCHEDULE 00017000
* 1 ROW PER FLIGHT PLUS 1 ROW TO TERMINATE DEPL PAX GENERATION 00018000
* (PAX XAC PH1 POINTS TO MH1 ROW) 00019000
* COL 1 - ARRIVING OR DEPARTING FLIGHT (0 OR 1; -1 ---> END OF TABLE) 00020000
* 2 - FLIGHT NO 00021000
* 3 - AIR LINE 00022000
* 4 - SCHEDULED ARRIVAL/DEPARTURE TIME 00023000
* 5 - DELP. PAX BEING MET BY PRIVATE CAR 00024000
* 6 - TIME FROM START (MINUTES) 00025000
* 7 - DOMESTIC, COMMUTER OR INTERNATIONAL FLT (1,2,3) 00026000
* 8 - AIRCRAFT TYPE 00027000
* 9 - GATE NO 00028000
* 10 - ORIGINATING/TERMINATING PASSENGERS 00029000
* 11 - TRANSFER PASSENGERS 00030000
* 12 - BAG CLAIM AREA (ARV FLT) 00031000
* - PAX WAITING AT LOUNGE TO BOARD (DEPT FLT) 00032000
* 13 - TRANSIT PASSENGERS 00033000
* 14 - TOTAL TERMINATING BAGS (ARV FLT) 00034000
* 15 - TOTAL TRANSFER BAGS (ARV FLT) 00035000
* 16 - TRANSFERS OUT OF SYSTEM 00036000
* 00037000
4 MATRIX MH,3,2 PERCENT ENPLANING PAX TICKETED 00038000
* ROW 1 - DOMESTIC COL 1 % PRETICKETED 00039000
* 2 - COMMUTER 2 % PRETICKETED THAT GO DIRECT 00040000
* 3 - INTERNATIONAL TO SECURITY 00041000
* 00042000
* F L O A T I N G M A T R I C E S 00043000
* 00044000
2 MATRIX ML,3,10 GROUND TRANSACTION MODAL CHOICE % 00045000
* ROW 1 - DOMESTIC 00046000
* 2 - COMMUTER 00047000
* 3 - INTERNATIONAL 00048000
* COL 1 - PRIVATE CAR (PICKUP, DROP OFF) PERCENTAGE 00049000
* 2 - DRIVES SELF (PARKING) CUM PCT - PRIVATE 00050000
* 3 - RENTAL CAR CUM PCT - PRIVATE 00051000
* 4 - BUS/LIMOUSINE CUM PCT - PRIVATE 00052000
* 5 - TAXI ** 1.0 ** CUM PCT - PRIVATE 00053000
* 6 - 10 ** S P A R E ** 00054000

```

```

*
*   F U N C T I O N S
*
ARV1F FUNCTION  RN7,C6      ARR V TIME PRIOR TO FLT (0905-0400) 00055000
0.,0/.115,3180/.38,5160/.68,6360/.90,7440/1.0,8400 00056000
ARV2F FUNCTION  RN7,C6      ARR V TIME PRIOR TO FLT (0405-0900) 00057000
0.,0/.02,720/.16,1680/.425,2760/.93,4080/1.0,4500 00058000
TOS1F FUNCTION  RN7,C2      ARR V TIME (TRANSFERS FROM OUT OF SYSTEM) 00059000
0.,0/1.0,1200 00060000
PPPEF FUNCTION  RN7,D6      PAX/PARTY ENPLANING 00061000
0.32,1/0.71,2/0.91,3/0.97,4/0.99,5/1.0,6 00062000
WWPPF FUNCTION  RN6,D4      WELL-WISHERS/PARTY ENPLANING 00063000
0.9,0/0.96,1/0.99,2/1.0,3 00064000
*
*   V A R I A B L E S
*
FLT1V VARIABLE  60*MH1(PH1,6)-8700-300 DELAY TO 150 MIN. BEFORE DEPT 00065000
FLT2V VARIABLE  60*MH1(PH1,6)-4800-300 DELAY TO 85 MIN. BEFORE DEPT 00066000
TOS1V VARIABLE  60*MH1(PH1,6)-2400 DELAY TO 40 MIN. BEFORE DEPT 00067000
TOS2V VARIABLE  MH1(PH1,16)-1 CREATE T.O.O.S. TRANSACTIONS 00068000
*
*   P A S S E N G E R   T R A N S A C T I O N   P A R A M E T E R S
*
*   HALFWORD:  1 - FLIGHT TABLE ROW NUMBER 00069000
*              2 - LOCATION (POINT NUMBER) 00070000
*              3 - MAX. BAG RANDOM NUMBER 00071000
*              PAX STORAGE NO IN DEPLANING CURB LOGIC 00072000
*              4 - ADDRESS PARAMETER 00073000
*              5 - ** S C R A T C H ** 00074000
*              6 - USER CHAIN FOR BAG CLAIM (DEPL. PAX ONLY) 00075000
*              CAR STORAGE NO IN DEPLANING CURB LOGIC 00076000
*              7 - MH9 ROW FOR LAST FACILITY 00077000
*              (NOT IMPLEMENTED IN EXIT LOGIC) 00078000
*              8 - ** S C R A T C H ** 00079000
*              FORTM USES AS RETURN FOR ADDR IN XFER PAX LOGIC 00080000
*              9 - CUMULATIVE WALKING TIME 00081000
*              10 - TRANSACTION SEQUENCE NUMBER FOR PASSENGER 00082000
*                  AND GREETER MATCHING 00083000
*              11 - CUMULATIVE PASSENGER WAITING TIME 00084000
*
*   BYTE:      1 - PROCESS FUNCTION NUMBER 00085000
*              2 - PROCESS FUNCTION POINTER 00086000
*              3 - TYPE OF FLIGHT (1=DOM, 2=COM, 3=INT) 00087000
*              4 - NUMBER OF BAGS 00088000
*              5 - NUMBER IN PARTY (VISITORS + SELF) 00089000
*              6 - MODE OF GROUND TRANSPORTATION 00090000
*              (SEE MATRIX ML2 FOR CODES) 00091000
*              7 - 0=DEPLANING, 1=ENPLANING 00092000
*              8 - 1 = TERMINATING, 2 = TRANSFER 00093000
*                  3 = TRANSIT, 4 = TRANSFER OUT OF SYSTEM 00094000
*              9 - BAG CLAIM AREA LOG SWITCH (DEPL. PAX ONLY) 00095000
*                  - 0 = TICKETED, 1 = NOT (ENPL. PAX ONLY) 00096000
*              10 - USED IN DEPLANING FOR BAG FUNCTION 00097000
*                  - RENTACAR AGENCY 00098000
*              11 - CURRENT PROCESS CODE 00099000
*              13 - PAX IN PARTY 00100000
*              14 - PARKING LOT NUMBER 00101000
*
*   E N P L A N I N G   P A S S E N G E R   C R E A T I O N
*
GENERATE  ...,1,10,11PH,14PB 00102000
ASSIGN    2,1,PB 00103000
INIT PROCESS FN POINTER 00104000
00105000
00106000
00107000
00108000
00109000
00110000
00111000
00112000

```


	ASSIGN	7,1,PB	MARK AS ENPLANING PAX	00113000
ENPLO	ASSIGN	1+,1,PH	FLT TABLE (MH1) ROW SUBSCRIPT	00114000
	TEST L	MH1(PH1,1),0,**+2	MH1(PH1,1)=-1 --> TABLE END (**+2)	00115000
	TERMINATE			00116000
	TEST E	MH1(PH1,1),1,ENPLO	SKIP ARRIVING FLIGHTS	00117000
	SPLIT	1,ENPLO		00118000
	ASSIGN	3,MH1(PH1,7),PB	TYPE FLT (1,2,3 = DOM,COM,INT)	00119000
	ASSIGN	5,MH1(PH1,9),PH	GATE NO	00120000
	SPLIT	1,ENPL3	TO ORIGINATING PAX LOGIC	00121000
	TEST LE	MH1(PH1,16),0,**+2	FT IF NO T.O.O.S. (**+2)	00122000
	TERMINATE			00123000
	ASSIGN	8,4,PB	MARK AS TRANSFER-OUT-OF-SYSTEM	00124000
	ASSIGN	13,1,PB	ALL TRANSFERS SINGLE PAX	00125000
	ASSIGN	5,1,PB	...WITH NO VISITORS	00126000
	ADVANCE	V\$TOS1V	DELAY TO 40 MIN. BEFOR DEPT	00127000
	SPLIT	V\$TOS2V,**+1	(**+1)	00128000
	ADVANCE	FN\$TOS1F		00129000
	TRANSFER	,WRITE	WRITE ON JOBTAPE	00130000
ENPL3	TEST E	MH1(PH1,10),0,**+2	CHECK FOR PAX	00131000
	MSAVEVALUE	1,PH1,10,1,MH	IF PAX=0 SET=1	00131100
	TEST L	MH1(PH1,4),905,ENPL1		00131200
	ADVANCE	V\$FLT2V	0405-0904 DEPARTURES	00132000
	ASSIGN	8,MH1(PH1,10),PH	ORIGINATING PAX	00133000
	ASSIGN	13,FN\$PPPEF,PB	# OF PAX IN PARTY	00134000
	ASSIGN	8-,PB13,PH	SUBTRACT FROM TOTAL	00135000
	TEST LE	PH8,0,**+5	FT IF TOTAL <= 0	00136000
	ASSIGN	13+,PH8,PB	ADJUST LAST PARTY SIZE	00137000
	TEST LE	PB13,0,**+2	FT IF PB13 LE ZERO	00137100
	ASSIGN	13,1,PB	SET PB13 TO ONE	00137200
	TRANSFER	,**+2	OUT OF LOOP (**+2)	00138000
	SPLIT	1,**-7	GO BACK TO CREATE ANOTHER (**-7)	00139000
	ADVANCE	FN\$ARV2F	ARRV TIME PRIOR TO FLIGHT	00140000
	TRANSFER	,ENPL2		00141000
ENPL1	ADVANCE	V\$FLT1V	0905-0400 DEPARTURES	00142000
	ASSIGN	8,MH1(PH1,10),PH	ORIGINATING PAX	00143000
	ASSIGN	13,FN\$PPPEF,PB	# OF PAX IN PARTY	00144000
	ASSIGN	8-,PB13,PH	SUBTRACT FROM TOTAL	00145000
	TEST LE	PH8,0,**+5	FT IF TOTAL <= 0	00146000
	ASSIGN	13+,PH8,PB	ADJUST LAST PARTY SIZE	00147000
	TEST LE	PB13,0,**+2	FT IF PB13 LE ZERO	00147100
	ASSIGN	13,1,PB	SET PB13 TO ONE	00147200
	TRANSFER	,**+2	OUT OF LOOP (**+2)	00148000
	SPLIT	1,**-7	GO BACK TO CREATE ANOTHER (**-7)	00149000
	ADVANCE	FN\$ARV1F		00150000
ENPL2	HELPA	FORTM,5,RN4,RN5,PB3		00151000
	ASSIGN	5,PB13,PB	NO WELL-WISHERS	00152000
	TEST LE	PB6,2,**+2	FT IF CURB OR PARK (**+2)	00153000
	ASSIGN	5+,FN\$WPPF,PB	ADD IN WELL-WISHERS	00154000
WRITE	WRITE	JOBT A1		00155000
	TERMINATE			00156000
*				00157000
*	CREATE	DUMMY XAC	FOR JOBTAPE	00158000
*				00159000
	GENERATE	...1,127,1PH		00160000
	HELPC	CLINK,1	SET UP 2 WAY COMMUNICATION	00161000
	HELPA	FORTM,1,1	READ INPUT DATA	00162000
	TEST G	PH1,0,**+2	CHECK FOR ERRORS	00163000
	TERMINATE	PH1		00164000
	SPLIT	1,WRITE		00165000
	ADVANCE	100000		00166000
	SPLIT	1,WRITE	PREVENT JOBTAPE END MESSAGE	00167000

ADVANCE	1	WAIT FOR ABOVE XAC TO BE WRITTEN	00168000
TERMINATE	1		00169000
*			00170000
1	FUNCTION PH1,L4	MNEMONIC LINK FUNCTION - SEE FORTRAN CALL	00171000
,CMH01/	,CMH04/	,CML02/	,CLKXH
	NOXREF		00172000
	START	1,,,1	00172900
	NOXREF	USED TO CROSS REF. ITEMS	00173000
	REPORT		00173040
HMS	TITLE	1,FLIGHT SCHEDULE	00173050
HMS	TITLE	4,%ENPLANING PAX TICKETED	00173100
LMS	TITLE	2,GROUND TRANSACTION MODAL CHOICE %	00173200
*	OUTPUT	REMOVE * TO PROVIDE ALL STATICS	00173300
	END		00173400
0.468,1/0.833,2/0.917,3/0.967,4/0.987,5/1.0,8			00174000
	ASSIGN	1,DDP1F,PB	00278000
	ASSIGN	1,DDP1F,PB	00656100
			00687100

```

REALLOCATE HMS,13,BLO,980,FAC,0,QUE,212,TAB,14,FUN,63,VAR,67      00001000
REALLOCATE FSV,25,CHA,80,FMS,0,LMS,2,STO,212,LOG,185,BMS,0      00002000
REALLOCATE LSV,10,BSV,10,HSV,170,BVR,11,XAC,3600,COM,220000     00003000
*****
*
*                               MAIN PROGRAM
*
*****
*   THIS PROGRAM ENACTS THE MOVEMENT OF PASSENGERS AND VISTORS
*   THROUGH THE TERMINAL AREA. THIS PROGRAM GENERATES DEPLANING PAS- 00003010
*   SENDER, MERGING THEM WITH THE ENPLANING PASSENGER FROM THE AUX- 00003020
*   ILIARY PROGRAM. THE FLOW OF PASSENGER AND VISTORS IS MODEL     00003030
*   THROUGH A SEQUENCE OF SIMULATED LANDSIDE PROCESSING FACILITES. 00003040
*   RMULT      ...743,743,31,31
*   UNLIST     ABS      USED TO LIST PROGRAM
*   LOAD       FORTM,BAGS,DAG06,XACNO
*   JOBTAPE    JOBTA1,ENPLO
*
CHA10 SYN      1      BAG CLAIM SWITCH-CHAIN      00003050
CHA1B EQU     1(54),L,C      BAG CLAIM SWITCH-CHAIN      00003060
CHA2D SYN     55      BAG CLAIM SWITCH-CHAIN      00003070
CHA2B EQU     55,L,C      BAG CLAIM SWITCH-CHAIN      00003080
CHKQS SYN      1      EXPRESS CHECKIN QUE-STO      00003090
CHKQS EQU     1(18),Q,S      EXPRESS CHECKIN QUE-STO      00003095
CUSQS SYN     204      CUSTOMS QUE-STO
CUSQS EQU     204,Q,S      CUSTOMS QUE-STO
CMH01 SYN      16      NO. OF COL. - MH1
CMH02 SYN      3      NO. OF COL. - MH2
CMH03 SYN      4      NO. OF COL. - MH3
CMH04 SYN      2      NO. OF COL. - MH4
CMH06 SYN     110      NO. OF COL. - MH6
CMH07 SYN      1      NO. OF COL. - MH7
CMH08 SYN      2      NO. OF COL. - MH8
CMH09 SYN      6      NO. OF COL. - MH9
CML02 SYN     10      NO. OF COL. - ML2
* CURB, DP, AND QUEUE MUST ALL HAVE SAME NUMBER OF ENTITIES, AND 00026000
* ENPL CURB ENTITIES MUST IMMEDIATELY FOLLOW DEPL CURB ENTITIES 00027000
*
* INPUT DATA CARDS MUST SHOW A FACILITY FOR ALL ENPLANING AND 00027050
* DEPLANING CURB STORAGES ALLOCATED. I. E., THE NUMBER OF FACNO'S OF 00027100
* ENPLANING AND DEPLANING CURBS MUST MATCH THE NUMBERS IN PARENTHESSES 00027200
* OF THESE CURB STORAGES. 00027300
DPCBS SYN     44
DPCBS EQU     44(4),S      DEPLANING CURB STO      00027400
EPCBS SYN     48
EPCBS EQU     48(4),S      ENPLANING CURB STO      00028000
DPDPS SYN     52
DPDPS EQU     52(4),S      DEPLANING DOUPLE PARK STO 00029000
EPDPS SYN     56
EPDPS EQU     56(4),S      ENPLANING DOUBLE PARK STO 00030000
DPQCS SYN     60
DPQCS EQU     60(4),C,S      DEPLANING QUEUE CHAIN-STO 00031000
EPQCS SYN     64
EPQCS EQU     64(4),C,S      ENPLANING QUEUE CHAIN-STO 00032000
GAQSL SYN     80
GAQSL EQU     80(105),Q,S,L  GATE QUE-STO-SWITCH      00033000
DEPXH EQU     111,XH      GATE QUE-STO-SWITCH      00034000
RCDXH EQU     112,XH      DEP. CURB COUNT           00035000
RCEXH EQU     113,XH      RECIRC. TO DEPL.         00036000
RERXH EQU     114,XH      RECIRC. TO ENPL.         00037000
PLIXH EQU     115,XH      RECIRC. ROADWAY COUNT    00038000
                                PARKING FACILITY ENTRANCE 00039000

```

ARDXH EQU	116,XH	AIRPORT ENTRANCE FLOW	00041E10
DROXH EQU	117,XH	AIRPORT EXIT FLOW	00041E20
EALXH EQU	118,XH	EASTERN EXPRESS FLOW	00041E30
AMAXH EQU	119,XH	AMERICAN EXPRESS FLOW	00041E40
UNTXH EQU	120,XH	UNITED EXPRESS FLOW	00041E50
IMMQS SYN	42	IMMIGRATION QUE-STO	00042C00
IMMQS EQU	42,Q,S	IMMIGRATION QUE-STO	C0043C00
PARQS SYN	19	PARKING LOT EXIT QUE-STO	00044C00
PARQS EQU	19(8),Q,S	PARKING LOT EXIT QUE-STO	00045C00
PTNXH EQU	1(110),XH	POINT NO XH'S (CONGESTION)	00046C00
RCRQS SYN	27	RENTACAR QUE-STO	00047C00
RCRQS EQU	27(8),Q,S	RENTACAR QUE-STO	00048C00
SECQS SYN	36	SECURITY QUE-STO	00049C00
SECQS EQU	36(5),Q,S	SECURITY QUE-STO	00050C00
TICQS SYN	185	TICKETS&CHECKIN QUE-STO	00051C00
TICQS EQU	185(18),Q,S	TICKETS&CHECKIN QUE-STO	00052C00
PAXWT EQU	13,T	TABLE FOR PAX WALKING TIME	00052I00

*
*
* D E F I N I T I O N S T A T E M E N T S
* USED TO DEFINE MATRIX SIZES, FUNCTIONS, VARIABLES AND TABLES
*
*
*

* H A L F W O R D M A T R I C E S
*
*

1	MATRIX	MH,330,16	FLIGHT SCHEDULE	00053C00
*	1	ROW PER FLIGHT PLUS 1 ROW TO TERMINATE DEPL PAX GENERATION		00053I00
*		(PAX XAC PH1 POINTS TO MH1 ROW)		00053Q00
*	COL 1 -	-1 ----> END OF TABLE		00054C00
*		0 ----> ARRIVING FLIGHT		00055C00
*		1 ----> DEPARTING FLIGHT		00056C00
*		2 ----> INDICATES ALL BAGS FROM ARRIVING FLT AT BAG CLAIM		00057C00
*	2 -	FLIGHT NO		00058C00
*	3 -	AIR LINE		00059C00
*	4 -	SCHEDULED ARRIVAL/DEPARTURE TIME		00060C00
*	5 -	DEPL. PAX BEING MET BY PRIVATE CAR		00061C00
*	6 -	TIME FROM START (MINUTES)		00062C00
*	7 -	DOMESTIC, COMMUTER OR INTERNATIONAL FLT (1,2,3)		00063C00
*	8 -	AIRCRAFT TYPE		00064C00
*	9 -	GATE NO		00065C00
*	10 -	ORIGINATING/TERMINATING PASSENGERS		00066C00
*	11 -	TRANSFER PASSENGERS		00067C00
*	12 -	BAG CLAIM AREA (ARRV FLT)		00068C00
*		- PAX WAITING AT LOUNGE TO BOARD (DEPT FLT)		00069C00
*	13 -	TRANSIT PASSENGERS		00070C00
*	14 -	TOTAL TERMINATING BAGS (ARRV FLT)		00071C00
*	15 -	TOTAL TRANSFER BAGS (ARRV FLT)		00072C00
*	16 -	TRANSFERS OUT OF SYSTEM		00073C00
*				00074C00
*				00075C00
*				00076C00
*				00077C00
*				00078C00
*				00079C00
*				00080C00
*				00081C00
2	MATRIX	MH,15,3	AIRLINE INFORMATION TABLE	00082C00
*	S I Z E	T O R E Q U I R E M E N T S		00083C00
*	1	ROW PER CARRIER		00084C00
*	COL 1 -	ENPLANING CURB FAC NO		00085C00
*		2 - 0/00 PRETICKETED PAX USING EXPRESS CHECKIN (0 = NO EXP CHK)		00086C00
*		3 - ENPLCURB FAC NO FOR BUS STOP (IF DIFF FROM COL 1)		00087C00
*				00088C00
3	MATRIX	MH,110,4	TABLE OF POINTS *** S I Z E ***	00089C00
*	1	ROW PER POINT		00090C00
*	COL 1 -	X-COORDINATE		00091C00
*		2 - Y-COORDINATE		00092C00
*		3 - NEAREST EXIT POINT NO		00093C00

*	4	MATRIX	MH,3,2	PERCENT ENPLANING PAX TICKETED/DIRECT	00094000
*					00095000
*	4	MATRIX	MH,3,2	PERCENT ENPLANING PAX TICKETED/DIRECT	00096000
*	COL	1	-	% PRETICKETED	00097000
*		2	-	% OF PRETICKETED PAX WHO GO DIRECT TO GATES VIA SECURITY	00098000
*	ROW	1	-	DOMESTIC	00099000
*		2	-	COMMUTER	00100000
*		3	-	INTERNATIONAL	00101000
*					00102000
*	5	MATRIX	MH,101,1	TRANSFER FLIGHT TABLE	00103000
*		CONTAINS	MH1	ROW OF DEPARTING FLIGHTS TAKING XFER PAX	00104000
*					00105000
*	6	MATRIX	MH,110,110	WALKING TIME BETWEEN POINTS	00106000
*					00107000
*	7	MATRIX	MH,64,1	USED AS WORK AREA BY BAG CLAIM ROUTINES.	00108000
*		1	ROW FOR EACH POSSIBLE RANDOM NUMBER 1-64 GENERATED BY "BAGS"		00109000
*					00110000
*	8	MATRIX	MH,20,2	USED TO ACCESS FACILITY DATA IN MH9.	00111000
*		CONTAINS	SAME	INFORMATION AS FORTRAN "NFACSM" ARRAY.	00112000
*	COL	1	-	COUNT OF THIS FACILITY TYPE	00113000
*		2	-	INDEX NO OF FACILITY TYPE; ADD FAC NO IN TYPE FOR MH9 ROW	00114000
*		1	ROW PER FACILITY TYPE:		00115000
*		1	-	GATE	00116000
*		2	-	CHECKIN	00117000
*		3	-	SECURITY	00118000
*		4	-	BAGCLAIM	00119000
*		5	-	CUSTOMS	00120000
*		6	-	ENTRANCE	00121000
*		7	-	EXIT	00122000
*		8	-	ENPLCURB (ENPLANING CURB)	00123000
*		9	-	TRANSFER (STAIRS, ETC.)	00124000
*		10	-	PARKING	00125000
*		11	-	RENTACAR	00126000
*		12	-	DEPLCURB (DEPLANING CURB)	00127000
*		13	-	IMMIGRAT (HEALTH, ETC)	00128000
*		14	-	TICKETS&CHECKIN	00129000
*		15	-	20 ** S P A R E **	00130000
*					00131000
*					00132000
*	9	MATRIX	MH,230.6	FACILITY TABLE *** SIZE TO NEEDS ***	00125000
*		1	ROW PER ACTUAL OR DUMMY FACILITY		00126000
*	COL	1	-	FACILITY TYPE (SEE MH8 ROW DESCRIPTION FOR CODES)	00127000
*		2	-	FACILITY NUMBER WITHIN TYPE	00128000
*		3	-	LOCATION (POINT NUMBER)	00129000
*		4-6	USED TO IDENTIFY FACILITY WITH OTHER MODEL COMPONENTS		00130000
*		BAGCLAIM	-	4 - DEPLCURB FACNO (ARV FLTS)	00131000
*		CUSTOMS	-	4 - DEPLCURB FACNO (ARV FLTS)	00132000
*		GATE	-	4 - SECURITY POINT FACNO (DEP FLTS)	00133000
*				5 - IMMIGRATION AREA FACNO (ARV FLTS)	00134000
*		IMMIGRAT	-	4 - ASSOCIATED CUSTOMS FACNO (ARV FLTS)	00135000
*		RENTACAR	-	4 - AGENCY CODE (SEE FNSRCA2F)	00136000
*				5 - PARKING FACNO(IF OTHER THAN 1, SPECIAL LOT)	00137000
*		TICK&CKIN	-	4 - AIRLINE CODE	00137100
*		CONCESSI	-	4 - ASSOCIATED SECURITY (=0 FOR LOBBY)	00138000
*					00138100
*	11	MATRIX	MH,7,1	A COUNTER FOR PAX LEAVING CONCOURSE	00139000
*					00139000
*	12	MATRIX	MH,7,1	A COUNTER FOR PAX LEAVING SECURITY	00139100
*					00139200
*	13	MATRIX	MH,15,1	FOR AIRLINES	00139200
*					00140000
*		F L O A T I N G	M A T R I C E S		00141000
*					00142000
*	1	MATRIX	ML,1,127	REUSABLE RANDOM NUMBER TABLE	00143000
*					00144000
*	2	MATRIX	ML,3,10	GROUND TRANSACTION MODAL CHOICE	00145000
*	ROW	1	-	DOMESTIC	00146000
*		2	-	COMMUTER	00147000
*		3	-	INTERNATIONAL	00148000

* COL 1 - PRIVATE CAR - CURB AND PARK PERCENTAGE	00149C00
*	00150C00
* 2 - RENTAL CAR CUM. % PRIVATE	00151C00
* 3 - BUS/LIMO CUM. % PRIVATE	00152C00
* 4 - TAXI CUM. % PRIVATE	00153C00
* 6 - 10 ** S P A R E **	00154C00
*	00155C00
* F U N C T I O N S	00156C00
*	00157C00
* DEPLANING PAX PROCESS FUNCTIONS	00158C00
*	00159C00
DDP1F FUNCTION PB2,L6 DEPLANING DOMESTIC PROCESS FN 1	00160C00
,CNCRO/,RCARO/,BAGCO/,EXITO/,CGTRO/,DEP99	00161C00
DCP1F FUNCTION PB2,L5 DEPLANING COMMUTER PROCESS FN 1	00162C00
,CNCRO/,BAGCO/,EXITO/,CGTRO/,DEP99	00163C00
DIP1F FUNCTION PB2,L8 DEPLANING INTERNATIONAL PROCESS FN 1	00164C00
,CNCRO/,IMMIO/,BAGCO/,CUSTO/,RCARO/,EXITO/,CGTRO/,DEP99	00165C00
DLP1F FUNCTION PB2,L4 DEPLANING LOBBY-BOUND PROCESS FN 1	00166C00
,CNCRO/,CHEKO/,CGTRO/,DEP99	00167C00
*	00168C00
* ENPLANING PAX PROCESS FUNCTIONS	00169C00
*	00170C00
EDP1F FUNCTION PB2,L6 DOMESTIC ENPLANING PAX - PROCESS FN 1	00171C00
,CGTR1/,ENTRO/,CHEKO/,SECUO/,GATEO/,ENP99	00172C00
ECP1F FUNCTION PB2,L6 COMMUTER ENPLANING PAX - PROCESS FN 1	00173C00
,CGTR1/,ENTRO/,CHEKO/,SECUO/,GATEO/,ENP99	00174C00
EIP1F FUNCTION PB2,L6 INTERNATIONAL ENPLANING PAX - PROCESS FN 1	00175C00
,CGTR1/,ENTRO/,CHEKO/,SECUO/,GATEO/,ENP99	00176C00
*	00177C00
*	00178C00
* TRANSFER PAX PROCESS FUNCTIONS	00179C00
*	00180C00
TIP1F FUNCTION PB2,L8 INTERNATIONAL TRANSFER PAX - PROCESS FN 1	00181C00
,CNCRO/,IMMIO/,BAGCO/,CUSTO/,CHEKO/,SECUO/,GATEO/,TRX99	00182C00
TDP1F FUNCTION PB2,L4 DOMEST/COMMUTE TRANSFER PAX - PROCESS FN 1	00183C00
,CNCRO/,SECUO/,GATEO/,TRX99	00184C00
TDP2F FUNCTION PB2,L5 DOMEST/COMMUTE TRANSFER PAX - PROCESS FN 2	00185C00
,CNCRO/,SECUO/,CONCO/,GATEO/,TRX99	00186C00
TDP3F FUNCTION PB2,L5 DOMEST/COMMUTE TRANSFER PAX - PROCESS FN 3	00187C00
,CNCRO/,LOBCO/,SECUO/,GATEO/,TRX99	00188C00
TDP4F FUNCTION PB2,L6 DOMEST/COMMUTE TRANSFER PAX - PROCESS FN 4	00189C00
,CNCRO/,CHEKO/,LOBCO/,SECUO/,GATEO/,TRX99	00190C00
TDP5F FUNCTION PB2,L5 DOMEST/COMMUTE TRANSFER PAX - PROCESS FN 5	00191C00
,CNCRO/,CHEKO/,SECUO/,GATEO/,TRX99	00192C00
TDP6F FUNCTION PB2,L2 SAME AS TDP1F FOR SAME-CONCOURSE PAX	00193C00
,GATEO/,TRX99	00194C00
TDP7F FUNCTION PB2,L3 SAME AS TDP2F FOR SAME-CONCOURSE PAX	00195C00
,CONCO/,GATEO/,TRX99	00196C00
TDLDF FUNCTION RN3,S5,Z FUNCTION SELECTOR--LONG-STAY/DIFF CONCOURSE	00197C00
.1,TDP1F/.3,TDP2F/.8,TDP3F/.9,TDP4F/1.0,TDP5F	00198C00
TDLSF FUNCTION RN3,S5,Z FUNCTION SELECTOR--LONG-STAY/SAME CONCOURSE	00199C00
.1,TDP6F/.3,TDP7F/.8,TDP3F/.9,TDP4F/1.0,TDP5F	00200C00
TDSDF FUNCTION RN3,S3,Z FUNCTION SELECTOR-SHORT-STAY/DIFF CONCOURSE	00201C00
.6,TDP1F/.9,TDP2F/1.0,TDP5F	00202C00
TDSSF FUNCTION RN3,S3,Z FUNCTION SELECTOR-SHORT-STAY/SAME CONCOURSE	00203C00
.6,TDP6F/.9,TDP7F/1.0,TDP5F	00204C00
TDPXF FUNCTION RN3,S3,Z FUNCTION SELECTOR--TRANSIT PAX	00205C00
.6,TDP6F/.9,TDP7F/1.0,TDP3F	00206C00
TOSDF FUNCTION PB2,L2 TRANSFER-OUT-OF-SYSTEM PROCESS FN (DEPL)	00207C00
,CNCRO/,TRX99	00208C00
TOSEF FUNCTION PB2,L3 TRANSFER-OUT-OF-SYSTEM PROCESS FN (ENPL)	00209C00

,SECU0/,GATE0/,TRX99		00210C00
*		00211C00
* WELL-WISHER PROCESS FUNCTIONS		00212C00
*		00213C00
WWS1F FUNCTION PB2,L3 WELL-WISHERS LEFT AT SECURITY		00214C00
,EXIT0/,GRT00/,ENP99		00215C00
WWG1F FUNCTION PB2,L4 WELL-WISHERS LEFT AT GATE		00216C00
,CNCRO/,EXIT0/,GRT00/,ENP99		00217C00
*		00218C00
* GREETER PROCESS FUNCTIONS		00219C00
*		00220C00
GREGF FUNCTION PB2,L4 GREETERS GOING TO GATE		00221C00
,GRT02/,ENTRO/,SECU0/,GATE0		00222C00
GRELf FUNCTION PB2,L3 GREETERS GOING TO LOBBY		00223C00
,GRT02/,ENTRO/,CHEK0		00224C00
GREBF FUNCTION PB2,L3 GREETERS GOING TO BAG CLAIM		00225C00
,GRT02/,ENTRO/,BAGCO		00226C00
GRECF FUNCTION PB2,L2 GREETERS GOING TO CURB (AFTER RECIRC&PARK)		00227C00
,GRT02/,DPCGO		00228C00
GRCPF FUNCTION PB2,L2 GREETED-AT-CURB PAX		00229C00
,GRT00/,DEP99		00230C00
*		00231C00
* OTHER ADDRESSING FUNCTIONS		00232C00
*		00233C00
CTR1F FUNCTION PB6,L5 ROUTE DEPL PAX BY GROUND TRANSPORT MODE		00234C00
,DPLCO/,GRT00/,RCAR9/,DPLCO/,DPLCO		00235C00
CTR2F FUNCTION PB6,L5 ROUTE ENPL PAX BY GROUND TRANSPORT MODE		00236C00
,ENPCO/,GRT01/,RCAR8/,ENPC2/,ENPC0		00237C00
DPL1F FUNCTION PB6,L5 ROUTE DEPLCURB PAX BY GROUND TRANSPORT MODE		00238C00
,DPLC3/,ERROR/,ERROR/,DPLC4/,DPLC5		00239C00
ENP1F FUNCTION PB3,L3 ROUTE ENPL PAX BY DOM-COM-INT FLT		00240C00
,ENPL1/,ENPL2/,ENPL3		00241C00
*		00242C00
* SERVICE TIME FUNCTIONS		00243C00
*		00244C00
BUN1F FUNCTION PH5,S4,Z BAGGAGE UNLOAD ENTITY FUN F(A/C TYPE)		00245C00
9,BUN3F/10,BUN3F/11,BUN3F/727,BUN2F		00246C00
BUN2F FUNCTION RN6,C5 BAGGAGE TIME TO CLAIM AREA - 727		00247C00
0.,440/.135,630/.88,1110/.95,1260/1.0,1770		00248C00
BUN3F FUNCTION RN6,C5 BAGGAGE TIME TO CLAIM AREA - DCB DC10		00249C00
0.,260/.065,420/.33,660/.96,930/1.0,1140		00250C00
CHK1F FUNCTION RN7,C7 EXPRESS CHECKIN TIME		00251C00
0.0,0/0.11,60/0.54,120/0.71,180/.82,240/.89,300/1.,480		00252C00
GAT3F FUNCTION RN7,C6 GATE PROCESS TIME		00253C00
0.,0/0.43,60/.81,120/.97,180/.99,240/1.,300		00254C00
CHK2F FUNCTION RN7,C7 TICKET/CHECKIN TIME		00257C00
0.,0/0.08,60/0.19,120/0.82,300/0.91,360/0.97,420/1.,480		00258C00
IMM1F FUNCTION RN7,C7 IMMIGRATION PROCESS TIME		00261C00
.0,0/.17,30/.49,60/.81,90/.91,120/.99,180/1.0,240		00262C00
CUS1F FUNCTION RN7,C6 CUSTOMS PROCESS TIME		00262100
0.0,0/0.106,60/0.480,120/0.750,180/0.93,300/1.0,421		00262200
PAR1F FUNCTION RN7,C7 PARKING LOT EXIT SERVICE TIME		00263C00
0.,0/.41,15/.64,30/.75,45/.85,60/.97,90/1.,180		00264C00
RCA1F FUNCTION RN7,C5 CAR RENTAL PROCESSING TIME		00265C00
0.,0/.39,180/.85,360/.96,540/1.,780		00266C00
SEC1F FUNCTION RN7,C7 SECURITY SERVICE TIME PER PERSON		00266100
0.0,0/0.47,15/0.769,30/0.842,60/0.903,120/0.945,240/1.0,480		00266200
CSCKF FUNCTION RN7,C6 CURBSIDE CHECKIN PROCESS TIME		00266300
0.0,0/0.168,120/0.62,240/0.81,360/0.92,540/1.0,900		00266400
ATK1F FUNCTION XH\$CHKXH,E11 CHOSE AIRLINE TICKET/CHECKIN VARIABLE		00266500
1,V\$CHK2V/2,V\$CHK2V/3,V\$CHK2V/4,V\$CHK2V/5,V\$CHK2V/6,V\$CHK2V/7,V\$CHK2V		00266E00

B,VSCHK2V/9,VSCHK2V/10,VSCHK2V/11,VSCHK2V	0026650
*	00267000
* DWELL TIME FUNCTIONS	00268000
*	00269000
ENP2F FUNCTION RN7,C7 VEHICLE UNLOAD TIME - ENPLANING CURB	00270000
0.,0/.54,15/.71,30/.83,45/.88,60/.94,90/1.,150	00271000
ENP3F FUNCTION RN7,C7 EMPTY VEHICLE PARK TIME - ENPLANING CURB	00271100
0.,0/.2,30/.4,45/.54,60/.72,90/.96,150/1.0,180	00271200
*	00272000
* OTHER FUNCTIONS	00273000
*	00274000
PPPDF FUNCTION V\$RANDV,D6 PAX/PARTY - DEPLANING	00275000
.32,1/.71,2/.91,3/.97,4/.99,5/1.0,6	00276000
GRPPF FUNCTION RN6,D5 GREETERS/PARTY (PARTIES W/GREETERS ONLY)	00277000
.68,1/.91,2/.95,3/.97,4/1.0,5	00278000
DCA1F FUNCTION RN7,C6 ARR. DISTRIBUTIONS-CARS MEETING PAX	00279000
0.,0/.575,1800/.66,2700/.75,3600/.81,4500/1.,6300	00280000
DCA2F FUNCTION RN7,C6 ARRIVAL DISTRIBUTIONS - GREETERS	00281000
0.,0/.575,1800/.66,2700/.75,3600/.81,4500/1.,6300	00282000
DBAGF FUNCTION V\$RANDV,D6 NO. OF BAGS - DOMESTIC FLIGHT	00283000
.37,0/.63,1/.83,2/.92,3/.96,4/1.0,5	00284000
CBAGF FUNCTION V\$RANDV,D7 NO. OF BAGS - COMMUTER FLIGHT	00285000
.2,0/.52,1/.79,2/.92,3/.96,4/.98,5/1.0,6	00286000
IBAGF FUNCTION V\$RANDV,D9 NO. OF BAGS - INTERNATIONAL FLIGHT	00287000
0.06,0/0.2,1/0.5,2/0.71,3/0.84,4/0.89,5/0.93,6/0.95,7/1.0,8	00288000
RCA2F FUNCTION RN7,D4 CAR RENTAL AGENCY SELECTION	00289000
.40,1/.75,2/.96,3/1.0,4	00290000
RANDF FUNCTION RN6,C2 USED TO GET RN 0-1 INSTEAD OF 0-999	00291000
0.0,0.0/1.0,1.0	00292000
*	00292000
*	00293000
*	00294000
* V A R I A B L E S	00295000
*	00295000
* SERVICE TIME VARIABLES	00297000
*	00298000
* NOTE: WHEN PASSENGERS SCALED, MULTIPLY BY XHSSCLXH.	00299000
*	00300000
CHK1V VARIABLE FNSCHK1F*XHSSCLXH EXPRESS CHECKIN	00301000
CHK2V VARIABLE FNSCHK2F*XHSSCLXH FULL SERVICE TICKETING TIME	00302000
CUS1V VARIABLE FNSCUS1F*XHSSCLXH*PB13 CUSTOMS TIME	00304000
GAT3V VARIABLE FNSGAT3F*XHSSCLXH*PB13 GATE SERVICE TIME	00305000
IMM1V VARIABLE FNSIMM1F*XHSSCLXH*PB13 IMMIGRATION TIME	00307000
PAR1V VARIABLE FNSPAR1F*XHSSCLXH PARKING LOT SERVICE TIME	00308000
RCA1V VARIABLE FNSRCA1F*XHSSCLXH CAR RENTAL CHECKOUT TIME	00309000
SCLVO VARIABLE XHSSCLXH DUMMY VAR - DEFINES XHSSCLXH	00310000
SEC1V VARIABLE 8*XHSSCLXH*PBS SECURITY SERVICE TIME (PARTY)	00311000
CIRCV VARIABLE 300 RECIRCULATION TIME	00312000
*	00313000
* OTHER VARIABLES	00314000
*	00315000
ACUNV FVARIABLE VSACU1V*3+90	00316000
*	00317000
ACU1V VARIABLE MH1(PH1,10)+MH1(PH1,11)+MH1(PH1,13)+MH1(PH1,16)	00318000
*	00319000
ACU2V FVARIABLE XLSACUNL*RN6/1000.+5 STAGGER PAX OFF A/C	00320000
BUN4V VARIABLE MH3(4,2)+MH1(PH1,12) BAGCLAIM INDEX + AREA NO	00321000
DPL1V VARIABLE 30*PB4+45 DEPLCURB LOAD TIME CARS/TAXI	00322000
DPL2V VARIABLE RN3*SR*XFSTMPXF*60/1000000 RANDOM PULLOUT TIME <60 SEC	00323000
DPL3V VARIABLE PH1@125 MOD FUNCTION	00324000
ENP1V VARIABLE FNSENP2F ENPL CURB VEHICLE DWELL TIME	00325000

ENP2V	VARIABLE	180	CURB LOAD/UNLOAD TIME - BUS/LIMO	00326000
FLT1V	VARIABLE	60*MH1(PH1,6)-AC1-3599	DELAY TO 1 HR BEFORE SCH ARRIV	00327000
FLT2V	FVARIABLE	MH1(PH1,10)*XLSGRTXL*(1.-XL\$CGTXL)*XL\$PCBXL		00328000
*			NO. OF PARKING GREETERS PROCEEDING TO CURB	00328100
*		GRTXL- % GREETED, CGTXL- % GREETED AT CURB		00328200
*		PCBXL- % ACCESSING PARK AND CURB		00328300
FLT3V	FVARIABLE	MH1(PH1,10)*XLSGRTXL*(1.-XL\$CGTXL)*(1.-XL\$PCBXL)		00329000
*			NO. OF GREETERS PROCEEDING TO PARKING FACILITY	00329100
FLT4V	FVARIABLE	MH1(PH1,10)*XLSGRTXL*XL\$CGTXL		00330000
*			NO. OF GREETERS PROCEEDING TO CURB ONLY	00330010
FLT5V	FVARIABLE	MH1(PH1,10)*ML2(PB3,1)-MH1(PH1,5)		00330100
*			NO. OF TERMINATING PAX, SELF DRIVEN	00330110
FLT6V	FVARIABLE	MH1(PH1,10)*(1.-ML2(PB3,1))		00330200
*			NO. OF TERMINATING PAX USING OTHER MODES	00330210
GAT1V	VARIABLE	3600-XHSBDTXH	START BOARDING PRIOR TO DEPARTURE	00331000
GAT2V	VARIABLE	GAQSL+MH1(PH1,9)-1	GATE BOARDING SWITCH	00332000
INC1V	VARIABLE	XHS!NCXH-1	ALLOW FOR START TIME = 1 - TIMER	00333000
XFL1V	VARIABLE	60*MH1(PH1,6)-AC1-XHSXFAXH	DELAY TO ADD FLT TO XFRFLT	00334000
XFL2V	VARIABLE	60*MH1(PH1,6)-AC1-XHSXFDXH	DELAY TO DLT FLT FM XFRFLT	00335000
XFL3V	VARIABLE	XHSXFDXH*RN7/2000	STAGGER XFER PAX TO SECURITY	00336000
XFL4V	VARIABLE	(60*MH1(PH1,6)-AC1)/60	TIME UNTIL FLT (MIN)	00337000
DPCDV	VARIABLE	PH6-DPCBS+DPDPS	DEPLANING CURB-DOUBLE PARK	00338000
DPDCV	VARIABLE	PH6-DPDPS+DPCBS	DEPLANING DOUBLE PARK-CURB	00339000
DPQDV	VARIABLE	PH6-DPQCS+DPDPS	DEPLANING QUEUE-DOUBLE PARK	00340000
DPDQV	VARIABLE	PH6-DPDPS+DPQCS	DEPLANING DOUBLE PARK-QUEUE	00341000
*			ABOVE VARIABLES USED FOR ENPLANING CURB ALSO	00342000
EPCQV	VARIABLE	PH6-EPCBS+EPQCS	ENPLANING CURB-QUEUE	00343000
EPQCV	VARIABLE	PH6-EPQCS+EPCBS	ENPLANING QUEUE-CURB	00344000
DENFV	VARIABLE	300	DEPL CURB ENFORCEMENT EVERY 5 MIN	00345000
DLIMV	VARIABLE	PH8+300	DEPL CURB TIME LIMIT 5 MIN	00346000
RANDV	FVARIABLE	ML1(1,PB10)	USED AS ARGUMENT OF FUNCTIONS	00347000
RND2V	FVARIABLE	FN\$RANDF*126.0+1.0	YIELDS RANDOM INDEX FOR ML1	00348000
TMODV	VARIABLE	AC1@32767	MOD FNUNCTION FOR ABS CLOCK TIME	00348001
*				00348003
*				00348006
*				00348010
*			VARIABLES AND BOOLEAN VAR. FOR ENPLANING AND DEPLANING VEHICLE DELAY	00348020
*				00348030
*				00348035
LNFLD	BVARIABLE	(S*PH5'G'0)*(V\$NLNMX'E'1)	TRUE IF DBL PARKING & NO OF PASSING LANES AVAILABLE IS 1	00348040
*				00348050
DPCDB	VARIABLE	PH8-DPCBS+DPDPS	DOUBLE PARKING STORAGE NUMBER	00348060
*			GIVEN DEPL CURB STORAGE	00348070
CIRVD	BVARIABLE	(PB10'E'4)*(PH4'E'V\$DBPKD+MH8(12,1))	TR IF CIR VEH & AT LAST STO NO OF DEPL CURB	00348080
*				00348085
DBPKD	VARIABLE	DPCBS-1	SET TO 1 LESS THAN FIRST DEPL CURB STO	00348100
CIRVH	BVARIABLE	(PB10'E'4)*(PH4'E'V\$DBPK1+MH8(8,1))	TR IF CIR VEH & AT LAST STO NO OF ENPL CURB	00348120
*				00348130
NLNM1	VARIABLE	V\$NLNMX-1	ONE LESS THAN MAX NO OF PASSING LANES	00348140
LNFUL	BVARIABLE	(S*PH5'G'0)*(V\$NLNMX'E'1)	TRUE IF DBL PARKING & NO OF PASSING LANES AVAILABLE IS 1	00348150
*				00348160
DBPK1	VARIABLE	EPCBS-1	SET TO 1 LESS THAN 1ST ENPL CURB STO NO	00348170
EPCDB	VARIABLE	PH8-EPCBS+EPDPS	DOUBLE PARKING STORAGE NUMBER	00348180
*			GIVEN ENPL CURB STO NO	00348190
LNOLY	VARIABLE	2*3/XHSNOLAN	DELAY IN SEC DUE TO LOSS OF LANES	00348200
NLNMX	VARIABLE	3	MAX. NO. OF PASSING LANES AVAILABLE	00348210
DEPLS	VARIABLE	PH4+(PB10-1)*2*MH8(12,1)	1 LESS THAN CORR DEPL STO OF DESTINATION	00348220
*				00348225
ENPLS	VARIABLE	PH4+(PB10-1)*2*MH8(8,1)	1 LESS THAN CORR ENPL STO NO OF DESTINATION	00348230
*				00348235
EDOUT	BVARIABLE	(PB1'E'5+PB1'E'24+PB1'E'25)		00348240

```

DDOUT BVARIABLE  PB1'E'2 00348245
ENDIN BVARIABLE  (PB1'E'6+PB1'E'27+PB1'E'26) 00348250
DPDIN BVARIABLE  PB1'E'28 00348255
* 00349000
SECNN VARIABLE  PH5+1-SECQS OBTAIN CONCOURSE NUMBER FROM PH5 00349000
TKTNN VARIABLE  PH5+1-TICQS OBTAIN A/L NO FROM PH5 00349000
* B O O L E A N V A R I A B L E S 00350000
* 00351000
XFL1B BVARIABLE  (MH1(PH1,1)'E'1)*(MH1(PH1,11)'G'0) DEPT*AND*TPAX>0 00352000
CHK1B BVARIABLE  (PB7'NE'1)+(PB9'E'1)+(RN7'GE'MH4(PB3,2)) 00353000
* NOT ENPL .OR. NOT TICKETED .OR. NOT DIRECT 00354000
DLIMB BVARIABLE  (V$TMODV'G'V$DLIMV)*(PB10'G'1) DEPL CURB TIME LIMIT 00355000
* 00355100
* 00355200
* 00355200
* 00355200
* T A B L E S 00355250
* 00355400
HOURL1 TABLE  PH11,100,100,20 HOURLY TABLES FOR PAX WAITING TIME 00355410
HOURL2 TABLE  PH11,100,100,20 00355420
HOURL3 TABLE  PH11,100,100,20 00355430
HOURL4 TABLE  PH11,100,100,20 00355440
HOURL5 TABLE  PH11,100,100,20 00355450
HOURL6 TABLE  PH11,100,100,20 00355460
HOURL7 TABLE  PH11,100,100,20 00355470
HOURL8 TABLE  PH11,100,100,20 00355480
HOURL9 TABLE  PH11,100,100,20 00355490
HOR10 TABLE  PH11,100,100,20 00355495
HOR11 TABLE  PH11,100,100,20 00355496
HOR12 TABLE  PH11,100,100,20 00355497
PAXWT TABLE  PH9,100,100,20 TABLE FOR PAX WALKING TIME 00355500
* 00356000
* P A S S E N G E R T R A N S A C T I O N P A R A M E T E R S 00357000
* 00358000
* HALFWORD: 1 - FLIGHT TABLE ROW NUMBER 00359000
* 2 - LOCATION (POINT NUMBER) 00360000
* 3 - MAX. BAG RANDOM NUMBER 00361000
* PAX STORAGE NO IN DEPLANING CURB LOGIC 00362000
* 4 - ADDRESS PARAMETER 00363000
* 5 - ** S C R A T C H ** 00364000
* INITIALLY CARRIES GATE NO FOR DEPL PAX 00365000
* FORTM USES AS RETURN FOR STO, QUE, NOS, ETC. 00366000
* 6 - USER CHAIN FOR BAG CLAIM (DEPL. PAX ONLY) 00367000
* CAR STORAGE NO IN DEPLANING CURB LOGIC 00368000
* 7 - MH9 ROW FOR LAST FACILITY 00369000
* (NOT IMPLEMENTED IN EXIT LOGIC) 00370000
* 8 - ** S C R A T C H ** 00371000
* FORTM USES AS RETURN FOR ADDR IN XFER PAX LOGIC 00372000
* 9 - CUMULATIVE WALKING TIME 00373000
* 10 - XAC SEQUENCE NUMBER FOR DEPL PAX MEETING 00374000
* 11 - CUMULATIVE PAX WAITING TIME 00374100
* BYTE: 1 - PROCESS FUNCTION NUMBER 00375000
* 2 - PROCESS FUNCTION POINTER 00376000
* 3 - TYPE OF FLIGHT (1=DOM, 2=COM, 3=INT) 00377000
* 4 - NUMBER OF BAGS 00378000
* 5 - NUMBER IN PARTY (VISITORS + SELF) 00379000
* 6 - MODE OF GROUND TRANSPORTATION 00380000
* (SEE MATRIX ML2 FOR CODES) 00381000
* 7 - 0=DEPLANING, 1=ENPLANING 00382000
* 8 - 1 = TERMINATING, 2 = TRANSFER 00383000
* 3 = TRANSIT, 4 = TRANSFER OUT OF SYSTEM 00384000
* 9 - BAG CLAIM AREA LOG SWITCH (DEPL. PAX ONLY) 00385000

```

```

*           - 0 = TICKETED, 1 = NOT (ENPL. PAX ONLY)                00386000
*           10 - USED IN DEPLANING FOR SCRATCH                       00387000
*           - RENTACAR AGENCY                                       00388000
*           11 - CURRENT PROCESS CODE                               00389000
*               (SEE MHS FOR CODES)                                00390000
*               (NOT IMPLEMENTED IN EXIT LOGIC)                    00391000
*           12 - =1 FOR MEETING AT GATE (DEPL PAX ONLY)             00392000
*               =2 FOR MEETING AT BAG CLAIM (DEPL ONLY)            00393000
*               =3 FOR MEETING AT TICKETING (DEPL ONLY)            00394000
*           13 - PAX IN PARTY                                       00395000
*           14 - # OF BAGS FN NUMBER; LATER PARKING LOT NUMBER     00396000
*
*...C O N T R O L ... USED TO ROUTE TRANSACTIONS                   00398000
* THIS SECTION ROUTES TRANSACTIONS FROM ONE LOGIC SECTION TO ANOTHER 00399000
* ALSO CONTAINS DGTR* CODE - DEPLANING GROUND TRANSPORT.         00400000
*
CTRL0 ASSIGN      4, FN*PB1, PH          ADDRESS OF NEXT OPERATION          00401000
      ASSIGN      2+, 1, PB              INCREMENT PROCESS FN POINTER     00402000
CTRL1 TRANSFER    , PH4
*
* HANDLES ROUTING OF DEPL PAX TO PARKING LOTS.
*
CTRL8 TRANSFER    , PARK0
*
* THE FOLLOWING SECTIONS OF "CONTROL" HANDLE PAX IN GROUND TRANSPORT.
*
CGTR0 ASSIGN      4, FN$CTR1F, PH        ROUTE DEPL PAX BY GR TX MODE       00411000
      TRANSFER    , PH4
CGTR1 ASSIGN      4, FN$CTR2F, PH        ROUTE ENPL PAX BY GR TX MODE       00412000
      TRANSFER    , PH4
*
* THIS SECTION OF "CONTROL" GENERATES THE BUS/LIMO SERVICE TO THE
* ENPLANING & DEPLANING CURBS. THE CURRENT MODEL SIMULATES A SINGLE
* STOP AT EACH, THOUGH THE ENPLANING CURB LOGIC OF THE FORTRAN ROUTINE
* "FORTM" SUPPORTS A MULTIPLE STOP SIMULATION WHEN DESIRED. COMPLEX
* BUS SCHEDULES CURRENTLY REQUIRE INDIVIDUAL PROGRAMMING.
*
      GENERATE    , , 1, , 2PH          00415000
      ASSIGN      2, 1, PH              00416000
      SPLIT       1, CGTR3              00417000
      TEST E      XH$ABUXH, 0, **2      FT IF NO ARV BUS SIMULATED 00418000
      TERMINATE
CGTR2 ADVANCE     XH$ABUXH              INTERVAL BETWEEN ARRIVING BUSES 00419000
      SPLIT       1, CGTR2              00420000
      TRANSFER    , ENPC6               00421000
CGTR3 TEST E      XH$DBUXH, 0, **2      FT IF NO DEP BUS SIMULATED 00422000
      TERMINATE
CGTR4 ADVANCE     XH$DBUXH              INTERVAL BETWEEN DEPARTING BUSES 00423000
      SPLIT       1, CGTR4              00424000
      TRANSFER    , DPLC6               00425000
*
* PASSENGER TERMINATION
*
DEP99 TABULATE    PAXWT                 PASSENGER WALKING TIME          00426000
      TABULATE    XB$PXTBN              PASSENGER WAITING TIME          00427000
      TERMINATE
ENP99 TABULATE    PAXWT                 PASSENGER WALKING TIME          00428000
      TABULATE    XB$PXTBN              PASSENGER WAITING TIME          00429000
      TERMINATE
TRX99 TABULATE    PAXWT                 PASSENGER WALKING TIME          00430000
      TABULATE    XB$PXTBN              PASSENGER WAITING TIME          00431000

```

TERMINATE		00441200
* ...END OF CONTROL		00442000
*		00443000
*		00444000
* DEPLANING PASSENGER LOGIC		00445000
*		00446000
GENERATE	...1,10,11PH,14PB	00447000
ASSIGN	2,1,PB	00448000
SPLIT	1,XFLTO	INITIALIZE PROCESS FN POINTER
ADVANCE	1	COPY TO TRANSFER FLT LOGIC
ASSIGN	11,1,PB	ASSURE XFER FLT TABLE GETS BUILT
DEPLO ASSIGN	1+,1,PH	DEPLANING PAX AT "GATE"
TEST L	MH1(PH1,1).0,++2	FLT TABLE (MH1) ROW SUBSCRIPT
TERMINATE		MH1(PH1,1)=-1 --> TABLE END (**2)
ADVANCE	V\$FLT1V	00455000
SPLIT	1,DEPLO	DELAY TO 1 HR BEFORE SCH ARRIV
TEST E	MH1(PH1,1),1,DEPL5	00456000
ASSIGN	4,GATE9,PH	BR FOR ARRIVING FLIGHTS
TRANSFER	,CTRL1	FOR GATE LOGIC TO START BOARDING
DEPL5 ASSIGN	3,MH1(PH1,7),PB	00459000
*		TYPE FLT (1,2,3 = DOM,COM,INT)
*	CREATE VISITORS HERE *****	00460000
*		00462000
TEST E	PB3,1,DEPL1	TESTS FOR DOMESTIC FLIGHT
ASSIGN	1,DDP1F,PB	DEPL DOMESTIC ROUTE FN
ASSIGN	14,OBAGF,PB	BAGS - DOMESTIC FLIGHT
TRANSFER	,DEPL3	00467000
DEPL1 TEST E	PB3,2,DEPL2	TEST FOR COMMUTER FLIGHT
ASSIGN	1,DCP1F,PB	DEPL COMMUTER ROUTE FN
ASSIGN	14,CBAGF,PB	BAGS - COMMUTER FLIGHT
TRANSFER	,DEPL3	00471000
DEPL2 ASSIGN	1,DIP1F,PB	DEPL INTERNAT ROUTE FN
ASSIGN	14,1BAGF,PB	BAGS - INTERNATIONAL FLIGHT
DEPL3 TEST GE	XH\$SEQ1H.32000,++2	00472000
SAVEVALUE	SEQ1H,0,XH	XAC SEQUENCER (**2)
SPLIT	1,DEP25	00473000
SPLIT	1,DEP15	TO CURB W/GREETERS LOGIC
SPLIT	1,DEP17	TO PARK W/GREETERS LOGIC
TRANSFER	,DEPL7	TO CURB W/O GREETERS LOGIC
*		00477000
* CURB WITH GREETERS LOGIC		00478000
*		00479000
DEP25 ASSIGN	6,1,PB	00481000
ASSIGN	8,V\$FLT2V,PH	00482000
TRANSFER	,DEP16	00483000
*		00484000
* PARK WITH GREETERS LOGIC		00485000
*		00486000
DEP15 ASSIGN	6,2,PB	MODE = PARK
ASSIGN	8,V\$FLT3V,PH	NO. OF GREETERS
DEP16 TEST E	PH8,0,++2	00487000
TERMINATE		00488000
MSAVEVALUE	1+,PH1.5,PH8,MH	00489000
ASSIGN	10,V\$DPL3V,PB	MODE = PARK
DEP12 ASSIGN	10+,1,PB	NO. OF PAX TO BE GREETED
TEST G	PB10,124,++2	FT IF NONE (**2)
ASSIGN	10,1,PB	00492000
ASSIGN	8-,FN\$PPDF,PH	00493000
ASSIGN	10+,1,PB	ADD TO TOTAL MET
ASSIGN	4,FN*PB14,PB	STARTING POINT IN R.N. TABLE
		INCREMENT R.N. TABLE POINTER
		00496000
		TURN CORNER (**2)
		00497000
		00498000
		SUBTRACT # OF PAX FROM TOTAL
		00499000
		INCR POINTER
		00500000
		COMPUTE # OF BAGS
		00501000

	ASSIGN	10+,1,PB	INCR POINTER	00502000
	TEST LE	ML1(1,PB10),XLSGRGXL,**4 FT FOR GATE MEETING (**4)		00503000
	ASSIGN	1,GREGF,PB	MEET AT GATE	00504000
	ASSIGN	12,1,PB		00505000
	TRANSFER	,DEP14		00506000
	TEST E	PB4,0,**3	FT FOR NO BAGS (**3)	00507000
	ASSIGN	1,GRELF,PB	MEET IN LOBBY	00508000
	TRANSFER	,DEP14		00509000
	ASSIGN	1,GREBF,PB	MEET IN BAG CLAIM	00510000
DEP14	TEST G	PH8,0,**2	FT IF NEED MORE PARTIES (**2)	00511000
	SPLIT	1,DEP12		00512000
	ASSIGN	14,0,PB	RESET PB14 FOR LATER USE	00513000
	ASSIGN	5,FNSGRPPF,PB	# OF GREETERS	00514000
	SAVEVALUE	SEQ1H+,1,XH	INCR XAC COUNTER	00515000
	ASSIGN	10,XH\$SEQ1H,PH	XAC SEQUENCE #	00516000
	ADVANCE	FNSDCA2F	TO AIRPORT	00517000
	TRANSFER	,CTRL0		00518000
*				00519000
*	CURB WITH GREETERS LOGIC (MEET AT CURB)			00520000
*				00521000
DEP17	ASSIGN	6,1,PB	MODE = CURB	00522000
	ASSIGN	8,V\$FLT4V,PH	NO. OF PAX TO BE MET	00523000
	TEST E	PH8,0,**2	FT IF NONE	00524000
	TERMINATE			00525000
	MSAVEVALUE	1+,PH1,5,PH8,MH	ADD TO TOTAL MET	00526000
	ASSIGN	10,V\$DPL3V,PB	STARTING POINT IN R.N. TABLE	00527000
	ASSIGN	4,DCAR0,PH	WILL GO TO CURB	00528000
DEP13	ASSIGN	10+,1,PB	INCREMENT R.N. TABLE POINTER	00529000
	TEST G	PB10,124,**2	(**2)	00530000
	ASSIGN	10,1,PB	TURN CORNER	00531000
	ASSIGN	8-,FN\$PPPDF,PH	SUBTRACT # OF PAX FROM TOTAL	00532000
	ASSIGN	10+,1,PB	INCR POINTER	00533000
	ASSIGN	4,FN*PB14,PB	COMPUTE # OF BAGS	00534000
	TEST G	PH8,0,**2	FT IF NEED MORE PARTIES (**2)	00535000
	SPLIT	1,DEP13		00536000
	ASSIGN	14,0,PB	RESET PB14 FOR LATER USE	00537000
	ASSIGN	5,FNSGRPPF,PB	NOT USED UNLESS RECIRC&PARK	00538000
	SAVEVALUE	SEQ1H+,1,XH	INCR XAC COUNTER	00539000
	ASSIGN	10,XH\$SEQ1H,PH	XAC SEQUENCE #	00540000
	TRANSFER	,CTRL1		00541000
*				00542000
*	NOTE: ADVANCE TIME MUST BE DETERMINISTIC			00543000
DEPL7	ADVANCE	3600		00544000
	GATE LR	DPL1G	GUARD "BAGS" FM SIMUL ARR V A/C	00546000
	LOGIC S	DPL1G		00547000
	ASSIGN	5,MH1(PH1,9),PH	GATE NO	00548000
	ASSIGN	7,PH5,PH	LAST MH9 ROW	00549000
	ASSIGN	2,MH9(PH5,3),PH	POINT NO OF GATE	00550000
	SAVEVALUE	ACUNL,V\$ACUNV,XL	MAX PASSENGER UNLOADING TIME	00551000
	SELECT LR	6PH,CHA1B,CHA2B	PICK FREE BAG CLAIM CHAIN-SWITCH	00552000
	LOGIC S	PH6	MARK THIS CHAIN IN USE	00553000
	SPLIT	1,DEPL4	COPY TO TERMINATING PAX	00554000
	SPLIT	1,DEPL6	COPY TO TRANSIT PAX	00555000
	SPLIT	1,DEP10	COPY TO TRANSFER-OUT-OF-SYSTEM	00556000
	TEST E	MH5(1,1),0,DEPL8	FALL THRU IF NO DEP FLTS IN XFER	00557000
	SAVEVALUE	XFRXH+,MH1(PH1,11),XH	ADD XFER PAX TO "HOLDING XH"	00558000
	TERMINATE			00559000
DEPL8	TEST E	MH1(PH1,11),0,**2	FT IF NO TPAX (**2)	00560000
	TERMINATE			00561000
	ASSIGN	8,2,PB	MARK AS TRANSFER PAX	00562000
	ASSIGN	13,1,PB	PAX IN PARTY	00563000

	ASSIGN	5,1,PB	TOTAL IN PARTY	00564000
	SPLIT	MH1(PH1,11),**2	CREATE TRANSFER PAX	00565000
	TERMINATE			00566000
	HELPA	FORTM,17,1,RN5,PB3,PH5		00567000
	TEST E	PB3,3,DEP30	FT IF INTERNATIONAL	00568000
	ASSIGN	1,TIP1F,PB	INT TRANSFER PROCESS FUNCTION	00569000
	ASSIGN	10,VSDPL3V,PB	STARTING POINT IN R.N. TABLE	00570000
	TEST E	MH1(PH1,7),3,**5	FT IF INT FLIGHT (**5)	00570100
	ASSIGN	1,TDP5F,PB	ASSIGN DOM/COM TRANSFER FUNCTION	00570200
	ASSIGN	9,1,PB	SET PAX AS NOT TICKETED	00570300
	HELP	BAGS,PH1,FN*PB14,4,3,PB8	GENERATE # OF BAGS, MAX RN	00571000
	TRANSFER	,DEP31		00572000
DEP30	TEST E	MH1(PH1,7),3,**4	IS OUT GOING FLIGHT INTERNATIONAL	00572100
	ASSIGN	1,TDP4F,PB	SKIP IMMIO,BAGCO,CUSTO	00572200
DEP31	ADVANCE	V\$ACU2V	STAGGER PAX OFF A/C	00572300
	TRANSFER	,DEP11		00573000
	SAVEVALUE	SAVXH,MH1(PH1,9),XH	GATE # OF DEP FLT	00574000
	TEST L	V\$XFL4V,45,**6	FT IF DEP IN <45 MIN (**6)	00575000
	TEST E	MH9(PH5,4),MH9(XH\$SAVXH,4),**3	FT IF SAME SEC (**3)	00576000
	ASSIGN	1,FN\$TDSSF,PB	SHORT-STAY/SAME	00577000
	TRANSFER	,DEP11		00578000
	ASSIGN	1,FN\$TDSDF,PB	SHORT-STAY/DIFF	00579000
	TRANSFER	,DEP11		00580000
	TEST E	MH9(PH5,4),MH9(XH\$SAVXH,4),**3	FT IF SAME SEC (**3)	00581000
	ASSIGN	1,FN\$TDLSF,PB	LONG-STAY/SAME	00582000
	TRANSFER	,DEP11		00583000
	ASSIGN	1,FN\$TDLDF,PB	LONG-STAY/DIFF	00584000
DEP11	TRANSFER	,PH8		00585000
				00585000
DEPL6	ASSIGN	8,3,PB	MARK AS TRANSIT	00587000
	ASSIGN	13,1,PB	PAX IN PARTY	00588000
	ASSIGN	5,1,PB	TOTAL IN PARTY	00589000
	SPLIT	MH1(PH1,13),**2	CREATE TRANSIT PAX (**2)	00590000
	TERMINATE			00591000
	ADVANCE	V\$ACU2V	STAGGER PAX OFF AIRCRAFT	00592000
	HELPA	FORTM,17,2,PH1	SW,ARR FLT	00593000
	ASSIGN	1,FN\$DPIXF,PB	SELECT A PROCESS FUNCTION	00594000
	TEST E	PB1,0,**2	FT IF NEVER DEPLANED (**2)	00595000
	TERMINATE			00596000
	TRANSFER	,PH8		00597000
				00598000
DEP10	ASSIGN	8,4,PB	MARK AS TRANSFER-CUT-OF-SYSTEM	00599000
	ASSIGN	13,1,PB	PAX IN PARTY	00600000
	ASSIGN	5,1,PB	TOTAL IN PARTY	00601000
	SPLIT	MH1(PH1,16),**2	CREATE TRANSFERS O.O.S. (**2)	00602000
	TERMINATE			00603000
	ADVANCE	V\$ACU2V	STAGGER PAX OFF AIRCRAFT	00604000
	ASSIGN	1,TOSDF,PB	PROCESS FN FOR T.O.O.S. (DEPL)	00605000
	TRANSFER	,CTRL0		00606000
				00607000
DEPL4	ASSIGN	8,1,PB	MARK AS TERMINATING PAX	00608000
	TEST GE	XH\$SEQ2H,32000,**2	XAC SEQUENCER (**2)	00609000
	SAVEVALUE	SEQ2H,0,XH		00610000
	SPLIT	1,DEP18	TO CURB W/GREETERS LOGIC	00611000
	SPLIT	1,DEP19	TO PARK W/GREETERS LOGIC	00612000
	SPLIT	1,DEP22	TO CURB W/O GREETERS LOGIC	00613000
	SPLIT	1,DEP26	TO PARK W/O GREETERS LOGIC	00614000
	SPLIT	1,**3	TO ALL OTHER MODES (**3)	00615000
	ASSIGN	4,BUNLO,PH		00616000
	TRANSFER	,CTRL1		00617000
				00618000

```

* MODES OTHER THAN CURB AND PARK
*
  ASSIGN      6,2,PB          ASSIGN MODE          00619C00
  ASSIGN      8,V$FLT6V,PH NO. OF PAX IN MODES OTHER THAN CURB/PARK 00620C00
  TEST E      PH8,0,**2      FT IF NONE          00621C00
  TERMINATE
  ASSIGN      10,V$DPL3V,PB   STARTING POINT IN R.N. TABLE 00622C00
DEPL9 ASSIGN    10+,1,PB      INCREMENT R.N. TABLE POINTER 00623C00
  TEST G      PB10,124,**2    (**)00624C00
  ASSIGN      10,1,PB        TURN CORNER          00625C00
  ASSIGN      13, FN$PPPDF, PB PAX IN PARTY        00626C00
  ASSIGN      8-,PB13,PH     SUBTRACT FROM TOTAL  00627C00
  TEST LE     PH8,0,**3      FT IF TOTAL <= 0    00628C00
  ASSIGN      13+,PH8,PB     ADJUST LAST PARTY SIZE 00629C00
  TRANSFER    ,**2          OUT OF LOOP          (**)00630C00
  SPLIT       1,DEPL9       GO BACK TO CREATE ANOTHER 00631C00
  ASSIGN      5,PB13,PB     TOTAL IN PARTY       00632C00
  HELPA      FORTM,5,0,RNS,PB3 PICK GROUND TRANSP. MODE 00633C00
  ASSIGN      10+,1,PB     INCR POINTER         00634C00
  HELP       BAGS,PH1, FN*PB14,4,3,PB8 GEN # OF BAGS, MAX RN 00635C00
  ASSIGN      14,0,PB      RESET PB14 FOR LATER USE 00636C00
  TEST E      PB6,3,**3     IF RENT-A-CAR USE DDP1F (**)00637C00
  TEST E      PB4,0,**2     FT IF NO BAGS       (**)00638C00
  ASSIGN      1,DLP1F,PB    CHANGE TO LOBBY PROC FN 00639C00
  TRANSFER    ,DEP24
*
* CURB WITH GREETERS
*
DEP18 ASSIGN    6,1,PB          MODE = CURB          00640C00
  ASSIGN      8,V$FLT2V,PH NO. OF PRKING GREETERS PROCEEDING TO CURB 00641C00
  TRANSFER    ,DEP20
*
* PARK WITH GREETERS
*
DEP19 ASSIGN    6,2,PB          MODE = PARK          00642C00
  ASSIGN      8,V$FLT3V,PH   NO. OF PAX TO BE GREETED 00643C00
DEP20 TEST E      PH8,0,**2      FT IF NONE          00644C00
  TERMINATE
  ASSIGN      10,V$DPL3V,PB   STARTING POINT IN R.N. TABLE 00645C00
DEP21 ASSIGN    10+,1,PB      INCREMENT R.N. POINTER 00646C00
  TEST G      PB10,124,**2    PREVENT POINTER FROM EXCEEDING 127 (**)00647C00
  ASSIGN      10,1,PB        RESET POINTER        00648C00
  ASSIGN      13, FN$PPPDF, PB PAX IN PARTY        00649C00
  ASSIGN      8-,PB13,PH     SUBTRACT GROUP FROM TOTAL 00650C00
  ASSIGN      12,2,PB       MEET AT BAGCLAIM    00651C00
  ASSIGN      10+,1,PB     INCREMENT R.N. POINTER 00652C00
  HELP       BAGS,PH1, FN*PB14,4,3,PB8 GEN # OF BAGS, MAX RN 00653C00
  ASSIGN      10+,1,PB     INCREMENT R.N. POINTER 00654C00
  TEST LE     ML1(1,PB10),XL$GRGXL,**2 FT FOR GATE MEETING (**)00655C00
  ASSIGN      12,1,PB       MEET AT GATE        00656C00
  TEST LE     PH8,0,**3     IS LAST PARTY SIZE TOO LARGE (**)00657C00
  ASSIGN      13+,PH8,PB     ADJUST LAST PARTY SIZE 00658C00
  TRANSFER    ,**2          (**)00659C00
  SPLIT       1,DEP21       00660C00
  TEST NE     PB3,3,**4     FT IF NOT INTERNATIONAL (**)00661C00
  TEST E      PB4,0,**3     FT IF NO BAGS       (**)00662C00
  ASSIGN      1,DLP1F,PB    CHANGE TO LOBBY PROC FN 00663C00
  ASSIGN      12,3,PB      MEET AT TICKETING   00664C00
  ASSIGN      14,0,PB      RESET PB14 FOR LATER USE 00665C00
  ASSIGN      5,PB13,PB     TOTAL IN PARTY      00666C00
  SAVEVALUE   SEQ2H+,1,XH   INCR XAC COUNTER    00667C00

```

	ASSIGN	10,XHSSEQ2H,PH	XAC SEQUENCE #	00677C00
	TRANSFER	,DEP24		00678C00
*				00679C00
*	CURB WITHOUT GREETERS			00680C00
				00681C00
DEP22	ASSIGN	6,1,PB	MODE = CURB	00682C00
	ASSIGN	8,V\$FLT4V,PH	NO. OF PAX TO BE MET	00683C00
	TEST E	PH8.0,**2	FT IF NONE	00684C00
	TERMINATE			00685C00
	ASSIGN	10,V\$DPL3V,PB	STARTING POINT IN R.N. TABLE	00686C00
DEP23	ASSIGN	10+,1,PB	INCREMENT R.N. POINTER	00687C00
	TEST G	PB10,124,**2	PREVENT POINTER FROM EXCEEDING 127(**2)	00688C00
	ASSIGN	10,1,PB	RESET POINTER	00689C00
	ASSIGN	13,FN\$PPPDF,PB	PAX IN PARTY	00690C00
	ASSIGN	8-,PB13,PH	SUBTRACT GROUP FROM TOTAL	00691C00
	ASSIGN	10+,1,PB	INCREMENT R.N. POINTER	00692C00
	HELP	BAGS,PH1,FN*PB14,4,3,PB8	GEN # OF BAGS, MAX RN	00693C00
	TEST LE	PH8.0,**3	IS LAST PARTY SIZE TOO LARGE(**3)	00696C00
	ASSIGN	13+,PH8,PB	ADJUST LAST PARTY SIZE	00697C00
	TRANSFER	,**2		00698C00
	SPLIT	1,DEP23		00699C00
	ASSIGN	14,0,PB	RESET PB14 FOR LATER USE	00700C00
	ASSIGN	5,PB13,PB	TOTAL IN PARTY	00701C00
	SAVEVALUE	SEQ2H+,1,XH	INCR XAC COUNTER	00702C00
	ASSIGN	10,XHSSEQ2H,PH	XAC SEQUENCE #	00703C00
	TRANSFER	,DEP24		00704C00
*				00705C00
*	PARK WITHOUT GREETERS			00706C00
				00707C00
DEP26	ASSIGN	6.2,PB	MODE = PARK	00708C00
	ASSIGN	8,V\$FLT5V,PH	NO. OF PAX TO BE CREATED	00709C00
	TEST E	PH8.0,**2	FT IF NONE	00710C00
	TERMINATE			00711C00
	ASSIGN	10,V\$DPL3V,PB	STARTING POINT IN R.N. TABLE	00712C00
DEP27	ASSIGN	10+,1,PB	INCREMENT R.N. POINTER	00713C00
	TEST G	PB10,124,**2	PREVENT POINTER FROM EXCEEDING 127(**2)	00714C00
	ASSIGN	10,1,PB	RESET POINTER	00715C00
	ASSIGN	13,FN\$PPPDF,PB	PAX IN PARTY	00716C00
	ASSIGN	8-,PB13,PH	SUBTRACT GROUP FROM TOTAL	00717C00
	TEST LE	PH8.0,**3	IS LAST PARTY SIZE TOO LARGE(**3)	00718C00
	ASSIGN	13+,PH8,PB	ADJUST LAST PARTY SIZE	00719C00
	TRANSFER	,**2		(**2) 00720C00
	SPLIT	1,DEP27		00721C00
	ASSIGN	5,PB13,PB	TOTAL IN PARTY	00722C00
	ASSIGN	10+,1,PB	INCREMENT R.N. POINTER	00723C00
	HELP	BAGS,PH1,FN*PB14,4,3,PB8	GEN # OF BAGS, MAX RN	00724C00
	ASSIGN	14,0,PB	RESET PB14 FOR LATER USE	00725C00
	TEST E	PB4.0,**2	FT IF NO BAGS	(**2) 00726C00
	ASSIGN	1,DLP1F,PB	CHANGE TO LOBBY PROC FN	00727C00
*				00728C00
DEP24	ADVANCE	V\$ACU2V	STAGGER PAX OFF AIRCRAFT	00729C00
	TEST NE	PB12,1,**2	FT IF NOT MEETING AT GATE (**2)	00730C00
	TRANSFER	,CTRL0		00731C00
	UNLINK	GREGC,CTRL1,1,10PH,PH10,DEP28	TRY TO UNLINK GREETER	00732C00
DEP29	GATE LS	PAS3L	WAIT FOR INFO FROM GREETER	00733C00
	ASSIGN	5+,XB\$PAS32,PB	ADD GREETERS TO PARTY	00734C00
	ASSIGN	14,XB\$PAS33,PB	PICK UP PARKING LOT NUMBER	00735C00
	LOGIC R	PAS3L	PERMIT NEXT USE OF PAS3 S'VALUES	00736C00
	TRANSFER	,CTRL0		00737C00
DEP28	ASSIGN	4,DEP29,PH	WILL GO TO DEP29 WHEN UNLINKED	00738C00
	LINK	GREGC,FIFO	WAIT FOR GREETERS	00739C00


```

*
*
*...ENPLANING PASSENGER LOGIC
*
ENPLO TRANSFER ,ENPL9 00740000
ENPL1 TEST E PBB,4,++4 FT IF TRANSFER FROM OUT OF SYS. 00741000
ASSIGN 2,1,PH ETTR.FACIL.FOR OUT OF SYS.TRANSF. 00742000
ASSIGN 1,TOSEF,PB 00743000
TRANSFER ,CTRL0 00744000
ASSIGN 1,EDP1F,PB ENPLANING DOMESTIC PASSENGERS 00745000
ASSIGN 10,V$RND2V,PB GET RANDOM INDEX FOR BAG FUNCTION 00746000
ASSIGN 4,FN$DBAGF,PB NO OF BAGS - DOMESTIC 00747000
TRANSFER ,CTRL0 00748000
ENPL2 ASSIGN 1,ECP1F,PB ENPLANING COMMUTER PAX 00749000
ASSIGN 10,V$RND2V,PB GET RANDOM INDEX FOR BAG FUNCTION 00750000
ASSIGN 4,FN$CBAGF,PB NO OF BAGS - COMMUTER 00751000
TRANSFER ,CTRL0 00752000
ENPL3 ASSIGN 1,EIP1F,PB ENPLANING INTERNATIONAL PAX 00753000
ASSIGN 10,V$RND2V,PB GET RANDOM INDEX FOR BAG FUNCTION 00754000
ASSIGN 4,FNSIBAGF,PB NO OF BAGS - INTERNATIONAL 00755000
TRANSFER ,CTRL0 00756000
ENPL9 CHANGE ENPLO,CHNGO 00757000
TERMINATE 00758000
CHNGO TRANSFER FN,ENP1F 00759000
*
*
*...BAGCLAIM
*
BAGC0 TEST G PB4,0,CTRL0 RETURN TO CONTROL IF NO BAGS 00760000
HELPA FORTM,3,PH2,PH1 LOC,MH1 ROW 00761000
ADVANCE XH$TRVXH TRAVEL TIME TO BAG CLAIM AREA 00762000
TEST E PB13,0,BAGC1 FT IF GREETER 00763000
UNLINK GREBC,CTRL1,1,10PH,PH10,BAGC2 TRY TO UNLINK PAX 00764000
BAGC3 GATE LR PAS4L ONLY ONE AT A TIME 00765000
SAVEVALUE PAS42,PB5,XB NUMBER OF GREETERS 00766000
SAVEVALUE PAS43,PB14,XB PARKING LOT NUMBER 00767000
LOGIC S PAS4L LET PAX PICK UP INFO 00768000
TEST NE PB6,1,++2 BR IF MODE IS CURB (**+2) 00769000
TERMINATE 00770000
ASSIGN 5,0,PB NO-ONE IN PARTY 00771000
ASSIGN 4,GRT03,PH ROUTE TO GREETER LEAVING PARKING 00772000
TRANSFER ,CTRL1 00773000
*
BAGC2 ASSIGN 4,BAGC3,PH WILL GO TO BAGC3 WHEN UNLINKED 00774000
LINK GREBC,FIFO 00775000
*
BAGC1 SAVEVALUE PH2+,PB5,XH CONGESTION 00776000
TEST E MH1(PH1,1),0,BAGC8 BR IF ALL BAGS AT BAGCLAIM 00777000
ASSIGN 4,BAGC7,PH 00778000
MARK MARK PAX FOR WAITING TIME 00779000
LINK PH6,FIFO WAIT FOR BAGS (UNLK IN BUNL*) 00780000
BAGC7 ASSIGN 11+,M1,PH ADD WAITING TIME TO PH11 00781000
BAGC8 SAVEVALUE PH2-,PB5,XH CONGESTION 00782000
TEST E PB12,2,BAGC4 FT IF TO BE GREETED AT BAGCLAIM 00783000
UNLINK GREBC,CTRL1,1,10PH,PH10,BAGC5 TRY TO UNLINK GREETER 00784000
BAGC8 GATE LS PAS4L WAIT FOR INFO FROM GREETER 00785000
ASSIGN 5+,XB$PAS42,PB ADD GREETERS TO PARTY 00786000
ASSIGN 14,XB$PAS43,PB PICK UP PARKING LOT NUMBER 00787000
LOGIC R PAS4L PERMIT NEXT USE OF PAS4 S'VALUES 00788000
TRANSFER ,BAGC4 00789000
*
00800000

```

BAGC5	ASSIGN LINK	4,BAGC6,PH GREBC,FIFO	WILL GO TO BAGC6 WHEN UNLINKED	00801000 00802000 00803000 00804000 00805000 00806000 00807000 00808000
BAGC4	TRANSFER	,CTRL0		00809000 00810000 00811000 00812000 00813000 00814000 00815000 00817000 00819000 00820000
*...B A G G A G E U N L O A D I N G L O G I C				00821000 00822000 00823000 00824000 00825000 00826000 00827000 00828000 00829000 00830000
BUNL0	PRIORITY SPLIT TERMINATE HELPA ASSIGN ASSIGN LOGIC R	5,BUFFER 1,*+2,,9PH,40PB FORTM,2,10 5,MH1(PH1,6),PH 5,FNS\$BUN1F,PH DPLIG	ALLOW PAX XAC TO EXECUTE "BAGS" (**2) BAGGAGE UNLOADING LOGIC A/C TYPE UNLOAD TIME FUN F(A/C TYPE)	008317000 00819000 00820000 00821000 00822000 00823000 00824000 00825000 00826000 00827000 00828000 00829000 00830000
	ADVANCE	FN*PH5	BAGGAGE UNLOADING TIME	00831000 00832000 00833000 00834000
	ASSIGN ASSIGN ASSIGN BUNL2 TEST G ADVANCE UNLINK LE LOOP BUNL3 LOGIC R MSAVEVALUE TERMINATE	5,V\$BUN4V,PH 5,MH9(PH5,3),PH 4,40,PH PB*PH4,0,BUNL3 30 PH6,CTRL1,ALL,3PH,PB*PH4 4PH,BUNL2 PH6 1.PH1.1,2,MH	BAGCLAIM INDEX + AREA NO POINT NO OF BAG CLAIM LOOP COUNTER BR IF ALL BAGS UNLOADED BAG UNLOADING TIME AT BAGCLAIM. BAGS TO WAITING PAX FREE CHAIN/SWITCH PAIR MARK ALL BAGS AT CLAIM AREA	00835000 00836000 00837000 00838000 00839000 00840000 00841000 00842000 00843000 00844000 00845000 00846000 00847000 00848000 00849000 00850000 00851000 00852000 00853000 00854000 00855000 00856000 00857000 00858000 00859000 00860000 00861000 00862000 00863000
*...T I C K E T I N G & C H E C K I N				
CHEK0	TEST E HELPA ADVANCE TEST E UNLINK CHE11 GATE LR SAVEVALUE SAVEVALUE LOGIC S TEST NE TERMINATE ASSIGN ASSIGN TRANSFER	BV\$CHK1B,1,CTRL0 FORTM,13.PH2,MH1(PH1,3),PB9,RN4,PB13 LOC,AIRLINE. TICKETED,EXPCHK RN,# PAX XH\$TRVXH PB13,0,CHEK9 GRELC,CTRL1,1,10PH,PH10,CHE10 TRY TO UNLINK PAX PAS2L PAS22,PB5,XB PAS23,PB14,XB PAS2L PB6,1,*+2 5,0,PB 4,GRT03,PH ,CTRL1	BR IF ENPL, TICKETED AND DIRECT LOC,AIRLINE. TICKETED,EXPCHK RN,# PAX FT IF GREETER TRY TO UNLINK PAX ONLY ONE AT A TIME NUMBER OF GREETERS PARKING LOT NUMBER LET PAX PICK UP INFO BR IF MODE IS CURB (**2) NO-ONE IN PARTY ROUTE TO GREETER LEAVING PARKING	00835000 00836000 00837000 00838000 00839000 00840000 00841000 00842000 00843000 00844000 00845000 00846000 00847000 00848000 00849000 00850000 00851000 00852000 00853000 00854000 00855000 00856000 00857000 00858000 00859000 00860000 00861000 00862000 00863000
CHE10	ASSIGN LINK	4,CHE11,PH GRELC,FIFO	WILL GO TO CHE11 WHEN UNLINKED	00854000 00855000 00856000 00857000 00858000 00859000 00860000 00861000 00862000 00863000
CHEK9	TEST E UNLINK CHEK8 GATE LS ASSIGN ASSIGN LOGIC R TRANSFER	PB12,3,CHEK6 GRELC,CTRL1,1,10PH,PH10,CHEK7 TRY TO UNLINK GREETER PAS2L 5+,XB\$PAS22,PB 14,XB\$PAS23,PB PAS2L ,CTRL0	FT IF TO BE GREETED AT TICKETING TRY TO UNLINK GREETER WAIT FOR INFO FROM GREETER ADD GREETERS TO PARTY PICK UP PARKING LOT NUMBER PERMIT NEXT USE OF PAS2 S'VALUES	00860000 00861000 00862000 00863000
CHEK7	ASSIGN LINK	4,CHEK8,PH GRELC,FIFO	WILL GO TO CHEK8 WHEN UNLINKED	

*				00864000
CHEK6	TEST NE	PB8,1,CTRL0	BR IF TERMINATING	00865000
	SAVEVALUE	PH2+,PB5,XH	CONGESTION	00866000
*				00867000
*				00868000
*				00869000
CHEK1	QUEUE	PH5,PB5	WAIT FOR FREE SEVER	00870000
	MARK		MARK PAX FOR WAITING TIME	00870100
	ENTER	PH5	SERVICE	00871000
	DEPART	PH5,PB5		00872000
	ASSIGN	11+,M1,PH	ADD WAITING TIME TO PH11	00872100
	TRANSFER	,PH4	BR TO CHEK2 OR CHEK3;SET IN FORT.	00873000
CHEK2	ADVANCE	V\$CHK1V	CHECKIN TIME FOR TICKETED PAX	00874000
	LEAVE	PH5	SERVICE	00875000
	SAVEVALUE	PH2-,PB5,XH	CONGESTION	00876000
	TEST E	MH1(PH1,3),1,++3		00876100
	SAVEVALUE	EALXH+,PB13,XH		00876200
	TRANSFER	,CHE12		00876300
	TEST E	MH1(PH1,3),8,++3		00876400
	SAVEVALUE	AMAXH+,PB13,XH		00876500
	TRANSFER	,CHE12		00876600
	TEST E	MH1(PH1,3),6,++2		00876700
	SAVEVALUE	UNTXH+,PB13,XH		00876800
CHE12	TRANSFER	,CTRL0		00877000
CHEK3	SAVEVALUE	CHKXH,MH1(PH1,3),XH		00878000
	ADVANCE	FNSATK1F TICKET/CHECKIN TIME		00878100
	LEAVE	PH5		00880000
	SAVEVALUE	PH2-,PB5,XH	CONGESTION	00881000
	MSAVEVALUE	13+,V\$TCKTN,1,PB5,MH		00881100
	TRANSFER	,CTRL0		00882000
*				00882020
*...I M M I G R A T I O N				00882040
*				00882060
*IMMI0	HELPA	FORTM,8,PH2,MH1(PH1,9)	PT. NO.,GATE NO.	00882080
	ADVANCE	XH\$TRVXH		00882100
	SAVEVALUE	PH2+,PB5,XH	CONGESTION	00882120
	GATE SNF	PH5,IMMI1		00882140
	ENTER	PH5	SERVICE	00882160
	TRANSFER	,IMMI2		00882180
IMMI1	QUEUE	PH5,PB5	SERVICE	00882200
	ENTER	PH5		00882220
	DEPART	PH5,PB5		00882240
IMMI2	ADVANCE	V\$IMMI1V	IMMIGRATION PROCESS TIME	00882260
	LEAVE	PH5		00882280
	SAVEVALUE	PH2-,PB5,XH	CONGESTION	00882300
	SAVEVALUE	IMIG+,PB13,XH		00882310
	TRANSFER	,CTRL0		00882320
*				00882400
*...C U S T O M S				00882420
*				00882440
*CUST0	HELPA	FORTM,4,PH2,PH8	LOC,MH9 ROW	00882460
	ADVANCE	XH\$TRVXH		00882480
	SAVEVALUE	PH2+,PB5,XH	CONGESTION	00882500
CUST3	GATE SNF	PH5,CUST2		00882520
	ENTER	PH5		00882540
	TRANSFER	,CUST4		00882560
CUST2	QUEUE	PH5,PB5		00882580
	ENTER	PH5		00882600
	DEPART	PH5,PB5		00882620
CUST4	ADVANCE	V\$CUS1V	CUSTOMS PROCESS TIME	00882640
	LEAVE	PH5	SERVICE	00882660

	SAVEVALUE	PH2-,PB5,XH	CONGESTION	00882880
	SAVEVALUE	CSTM+,PB13,XH		00882890
	TRANSFER	,CTRL0		00882700
*				00885000
*				00886000
*	...	CONCOURSE	EXIT - TERMINATING PAX	00887000
*				00888000
	CNCRO	HELPA	FORTM,25,PH2,MH1(PH1,9) LOC, GATE	00889000
		ADVANCE	XHSTRVXH WALKING TM TO CONCOURSE FROM GATE	00890000
		MSAVEVALUE	11+,PH5,1,PB5,MH NO OF PAX LEAVING CONCOURSE	00891000
		SAVEVALUE	CONXH+,PB5,XH DUMMY TO KEEP FUNCT 1 FOR MNLINK HAPPY	00892000
		TRANSFER	,CTRL0	00893000
*				00894000
*				00895000
*	...	DEPLANING	CURB (CARS)	00896000
*				00897000
	DCARO	ADVANCE	FNSDCAIF ARRIVAL DISTRIBUTION FOR CARS	00898000
		SAVEVALUE	ARDXH+,1,XH COUNT OF VEH ON ARRIVING ROAD	00899000
	DCAR1	SAVEVALUE	DEPXH+,1,XH	00899100
		HELPA	FORTM,10,MH1(PH1,3),PH1,PB4,0 AIRLINE,FLT,# OF BAGS	00900000
		TEST NE	PB4,0,DCARD FALL THROUGH IF DEPL	00901000
		ASSIGN	8,V\$DBPKD,PH 1 LESS THAN 1ST DEPL CURB STO NO	00901100
		ASSIGN	4,PH8,PH SAVE CURB STO NO MINUS 1	00901105
		ASSIGN	5,V\$DPCDB,PH 1 LESS THN 1ST DBL PRKING STO NO FOR DEPL	00901110
		TEST NE	PB10,4,DCARB IF CIR VEH, TRANSFER TO DCARB	00901120
		ASSIGN	8,V\$DEPLS,PH 1 LESS THAN CORRESPONDING STO NO	00901140
		TRANSFER	,DCARB	00901150
*			GOING TO ENPLANING SECTION	00901155
	DCARD	ASSIGN	8,V\$DBPK1,PH 1 LESS THAN ENPL CURB STO NO	00901160
		ASSIGN	4,PH8,PH SAVE CURB STO NO MINUS 1	00901163
		ASSIGN	5,V\$EPCDB,PH DBL PARKING STO NO FOR ENPL	00901165
		TEST NE	PB10,4,DCARB IF CIR VEH, TRANSFER TO DCARB	00901170
		ASSIGN	8,V\$ENPLS,PH 1 LESS THAN CORRESPONDING ENPL STO NO	00901200
	DCARB	ASSIGN	8+,1,PH INCREMENT STO NO	00902020
		TEST NE	PB10,4,**2 IF CIR VEH, SKIP NEXT TEST	00902030
		TEST NE	PH6,PH8,DCARA IF STO NO SAME AS DESTINATION	00902040
*			STO NO, GO TO DCARA	00902050
		ASSIGN	4+,1,PH INCREMENT CURB STO NO	00902051
		ASSIGN	5+,1,PH INCREMENT DBL PARKING STO NO	00902055
		QUEUE	PH4 ENTER QUEUE FOR BLOCKED LANE	00902057
		TEST E	BV\$LNFLD,0 STOP TRAFFIC IF DBL PRKING & NO OF PASSING	00902060
*			LANES AVAILABLE IS 1	00902070
		DEPART	PH4 DEPART QUEUE FOR BLOCKED LANE	00902075
		TEST E	S*PH5,0,DCARC FT IF CURRENT CONTENTS OF DBL PARK	00902080
*			STO IS ZERO	00902090
		SAVEVALUE	NOLAN,V\$NLNMX,XH SET NO OF PASSING LANES TO MAX AVAIL	00902100
		SAVEVALUE	TOTL1+,1,XH SAVE COUNT	00902110
		TRANSFER	,**3	00902120
	DCARC	SAVEVALUE	NOLAN,V\$NLNM1,XH SET NO OF PASSING LANES TO 1 LESS	00902130
*			THAN MAX AVAILABLE	00902140
		SAVEVALUE	TOTL2+,1,XH SAVE COUNT	00902150
		SAVEVALUE	TOTL3+,V\$LNPLY,XH SAVE TIME	00902160
		ADVANCE	V\$LNPLY DELAY VEH ACCORDING TO NO OF LANES AVAIL	00902170
		TEST NE	PB4,0,**3 FALL THROUGH IF DEPL	00902175
		TEST E	BV\$CIRVD,0,DCARA IF CIR VEH IS AT LAST	00902180
*			DEPL STO, TRANSFER TO DCARA	00902190
		TRANSFER	,DCARB MOVE TO NEXT DEPL STO	00902200
		TEST E	BV\$CIRVH,0,DCARA IF CIR VEH IS AT LAST	00902204
*			ENPL STO, TRANSFER TO DCARA	00902206
		TRANSFER	,DCARB MOVE TO NEXT ENPL STO	00902208
	DCARA	SAVEVALUE	ADPLC+,1,XH COUNT OF VEH. ON DEPL. CURB	00902210

	ASSIGN	8,V\$TMOOV,PH	FOR TIME LIMIT ENFORCEMENT	00902220
	TEST G	PB10,1,DCAR5	BR TO ENTER CURB SLOT	00903000
	TEST G	PB10,2,DCAR4	BR TO ENTER DP SLOT	00904000
	TEST G	PB10,3,**3	BR TO ENTER QUEUE SLOT (**3)	00905000
	ASSIGN	4,CIRCO,PH	SEND TO RECIRCULATION ROAD	00906000
	TRANSFER	,CTRL1		00907000
	ENTER	PH6		00908000
	PRIORITY	12	TO ASSURE PRIORITY FOR DP SLOT	00910000
	ASSIGN	5,RN2,PH		00910000
	LINK	PH6,5PH	LINK ON QUEUE IN RANDOM ORDER	00911000
*				00912000
DCAR2	LEAVE	PH6	LEAVE DP STORAGE	00913000
	UNLINK	V\$DPDQV,DCAR3,1	UNLINK 1 FROM CORR. QUEUE CHAIN	00914000
	ASSIGN	6,V\$DPDCV,PH	CHANGE PH6 TO CURB STORE #	00915000
	ASSIGN	10,1,PB	NOW AT CURB	00916000
	PRIORITY	10	DROP TO NORMAL PRIORITY	00917000
	ENTER	PH6	ENTER CURB STORE	00918000
	ASSIGN	5,RN2,PH		00919000
	LINK	DPL1C,5PH	RELINK IN RANDOM ORDER	00920000
*				00921000
DCAR3	TEST E	PB7,0,ENPC8	BR IF VEH UNLINKED IS ENPLANING	00922000
	LEAVE	PH6	LEAVE QUEUE STORAGE	00923000
	ASSIGN	6,V\$DPDQV,PH	CHANGE PH6 TO DP STORE #	00924000
	ASSIGN	10,2,PB	NOW USING DP	00925000
DCAR4	PRIORITY	11	SET DP PRIORITY	00926000
DCAR5	ENTER	PH6	CURB OR DP STORE	00927000
	UNLINK E	DPL2C,CTRL1,1,10PH,PH10,**2	MATCH CAR WITH PAX (**2)	00928000
	TRANSFER	,DPLC9		00929000
	ASSIGN	5,RN2,PH		00930000
	LINK	DPL1C,5PH	LINK IN RANDOM ORDER	00931000
*				00932000
				00933000
				00934000
				00935000
				00936000
				00937000
				00938000
				00939000
				00940000
				00941000
				00942000
				00943000
				00944000
				00945000
				00946000
				00947000
				00948000
				00949000
				00950000
				00950000
				00950000
				00951000
				00952000
				00953000
				00954000
				00955000
				00956000
				00957000
				00958000
				00959000
				00960000

*				00961000
*	PRIVATE CAR			00962000
*				00963000
DPLC3	UNLINK E	DPL1C,DPLC9,1,10PH,PH10,**2	MATCH PAX WITH CAR (**2)	00964000
	TRANSFER	,DPLC1	BR IF MATCH SUCCESSFUL	00965000
	UNLINK E	DPL3C,DPCG2,1,10PH,PH10,DPLC2	MATCH WITH GREETER	00966000
	TRANSFER	,DPCG1	BR IF MATCH SUCCESSFUL	00967000
DPLC1	GATE LS	PASSL	WAIT FOR CAR LOCATION INFO	00968000
	ASSIGN	6.XHSPASS1,PH	PICK UP...	00969000
	ASSIGN	10,XBSPASS2,PB	CAR LOCATION INFO	00970000
	LOGIC R	PASSL		00971000
	ADVANCE	VSDPL1V	LOADING TIME	00972000
	TEST E	PB10,1,DPLC7	FT IF LEAVING CURB	00973000
	SAVEVALUE	TMPXF,VSDPCDV,XF	INDIRECT ADDR. USING VARIABLE	00974000
	MARK		MARK PAX FOR WAITING TIME	00974100
	ADVANCE	VSDPL2V	RANDOM PULLOUT DELAY	00975000
	ASSIGN	11+,M1,PH	ADD WAITING TIME TO PH11	00975100
	LEAVE	PH6		00976000
	UNLINK E	DPL1C,DCAR2,1,6PH,VSDPCDV	UNLINK 1 FROM CHAIN WITH	00977000
			PH6= CORR. DP STORE	00978000
*	TRANSFER	,DPLC8		00979000
*				00980000
DPLC7	LEAVE	PH6		00981000
	UNLINK	VSDPDQV,DCAR3,1	UNLINK 1 FROM CORR. QUEUE CHAIN	00982000
*	SAVEVALUE	PH2-,PB5,XH	CONGESTION	00983000
DPLC8	SAVEVALUE	DRDXH+,1,XH	COUNT OF VEH ON DEPARTING ROAD	00984000
	TRANSFER	,CTRL0		00985000
*				00986000
DPLC2	ASSIGN	4,DPLC1,PH		00987000
	LINK	DPL2C,FIFO	PAX WAITING FOR CARS	00988000
*				00989000
DPLC9	GATE LR	PASSL	ONLY ONE CAR AT A TIME	00990000
	SAVEVALUE	PASS1,PH6,XH	PASS CAR LOCATION...	00991000
	SAVEVALUE	PASS2,PB10,XB	INFO TO PASSENGER XAC	00992000
	LOGIC S	PASSL		00993000
	TERMINATE			00994000
*				00995000
*	BUS/LIMO - PAX			00996000
*				00997000
DPLC4	SAVEVALUE	DPCXH+,1,XH	DEPLANING PAX WAITING ON BUS/LIMO	00998000
*	SAVEVALUE	PH2+,PB5,XH	CONGESTION	00999000
	TRANSFER	,CTRL0		01000000
*				01001000
*	TAXI			01002000
*				01003000
DPLC5	ADVANCE	VSDPL1V	LOADING TIME	01004000
*	SAVEVALUE	PH2-,PB5,XH	CONGESTION	01005000
	SAVEVALUE	DRDXH+,1,XH	COUNT OF VEH ON DEPARTING ROAD	01006000
	TRANSFER	,CTRL0		01007000
*				01008000
*	BUS/LIMO - VEHICLE			01009000
*				01010000
DPLC6	SAVEVALUE	ARDXH+,1,XH	COUNT OF VEH ON ARRIVING ROAD	01011000
*	SAVEVALUE	PH2-,PB5,XH	CONGESTION	01012000
	SAVEVALUE	DPCXH,0,XH	REMOVE PAX WAITING FOR BUS/LIMO	01013000
	SAVEVALUE	DRDXH+,1,XH	COUNT OF VEH ON DEPARTING ROAD	01014000
	TERMINATE			01015000
*				01016000
*	DEPLANING CURB GREETERS (AFTER RECIRCULATE AND PARK)			01017000
*				01018000
DPCG0	HELPA	FORTM,10,MH1(PH1,3),PH1,PB4,1	A/L,FLT.# CF BAGS,GREET	01019000

	ADVANCE	XHSTRVXH		01020000
	SAVEVALUE	PH2+,PB5,XH	CONGESTION	01021000
	UNLINK E	DPL2C,DPCG1,1,10PH,PH10,**2 MATCH PAX AT CURB		01022000
	TRANSFER	,DPCG2	BR IF SUCCESSFUL	01023000
	LINK	DPL3C,FIFO	OTHERWISE LINK TO SPECIAL CHAIN	01024000
*				01025000
	DPCG1 GATE LS	PAS5L	WAIT FOR INFO FROM GREETER	01026000
	ASSIGN	5+,XB\$PASS2,PB	ADD GREETERS TO PARTY	01027000
	ASSIGN	14,XB\$PASS3,PB	PICK UP PARKING LOT NUMBER	01028000
	LOGIC R	PAS5L	PERMIT NEXT USE OF PASS S'VALUES	01029000
	ASSIGN	6,2,PB	CHANGE MODE TO PARKING	01030000
	ASSIGN	2,1,PB	PROC. FN. POINTER	01031000
	ASSIGN	1,GRCPPF,PB	NEW PROC. FN.	01032000
	TRANSFER	,CTRL0		01033000
*				01034000
	DPCG2 GATE LR	PAS5L	ONLY ONE AT A TIME	01035000
	SAVEVALUE	PAS52,PB5,XB	NUMBER OF GREETERS	01036000
	SAVEVALUE	PAS53,PB14,XB	PARKING LOT NUMBER	01037000
	LOGIC S	PAS5L	LET PAX PICK UP INFO	01038000
	TERMINATE			01039000
*				01040000
*				01041000
*	...ENPL AN I N G C U R B			01042000
*				01043000
*	PVTCAR/TAXI			01044000
*				01045000
	ENPC0 SAVEVALUE	ARDXH+,1,XH	COUNT OF VEH ON ARRIVING ROAD	01046000
	ENPCR SAVEVALUE	ENPXH+,1,XH		01046100
	HELPA	FORTM,11,MH1(PH1,3),PB6	AIRLINE,MODE	01047000
	ASSIGN	8,V\$DBPK1,PH 1	LESS THAN 1ST ENPL CURB STO NO	01047003
	ASSIGN	4,PH8,PH	SAVE CURB STO NO MINUS 1	01047004
	ASSIGN	5,V\$EPCD8,PH 1	LESS THN 1ST DBL PRKING STO NO FOR ENPL	01047006
	TEST NE	PB10,4,ENPCA	IF CIR VEH, TRANSFER TO ENPCA	01047009
	ASSIGN	8,V\$ENPLS,PH 1	LESS THN CORR 1ST ENPL STO NO	01047012
ENPCA	ASSIGN	8+,1,PH	INCREMENT ENPL STO NO	01047020
	TEST NE	PB10,4,**2	IF CIR VEH SKIP NEXT TEST	01047030
	TEST NE	PH6,PH8,ENPC1	IS ENPL STO NO SAME AS DESTINATION STO NO	01047040
	ASSIGN	4+,1,PH	INCREMENT ENPL CURB STO NO	01047043
	ASSIGN	5+,1,PH	INCREMENT ENPL DBL PRKING STO NO	01047045
	QUEUE	PH4	ENTER QUEUE FOR BLOCKED LANE	01047047
	MARK		MARK PAX FOR WAITING TIME	01047048
	TEST E	BV\$LNFUL,0	STOP TRAFFIC IF DBL PRKING & NO OF PASSING	01047050
	ASSIGN	11+,M1,PH	ADD WAITING TIME TO PH11	01047055
*			LANES AVAILABLE IS 1	01047060
	DEPART	PH4	LEAVE QUEUE FOR BLOCKED LANE	01047065
	TEST E	S+PH5,0,ENPCB	IF CURRENT CONTENTS OF DBL PARKING STO	01047070
*			IS ZERO FALL THROUGH	01047080
	SAVEVALUE	NOLAN,V\$NLNMX,XH	SET NO OF PASSING LANES TO MAX AVAIL	01047090
	SAVEVALUE	TOTL4+,1,XH	SAVE COUNT	01047100
	TRANSFER	,**3		01047110
ENPCB	SAVEVALUE	NOLAN,V\$NLNM1,XH	SET NO OF PASSING LANES TO 1 LESS	01047120
*			THAN MAX AVAILABLE	01047130
	SAVEVALUE	TOTL5+,1,XH	SAVE COUNT	01047140
	SAVEVALUE	TOTL6+,V\$LNPLY,XH	SAVE TIME	01047150
	MARK		MARK PAX FOR WAITING TIME	01047155
	ADVANCE	V\$LNPLY	DELAY VEH ACCORDING TO NO OF LANES AVAILABLE	01047160
	ASSIGN	11+,M1,PH	ADD WAITING TIME TO PH11	01047165
	TEST E	BV\$CIRVH,0,ENPC1	IF CIR VEH IS AT LAST ENPL CUR STO	01047170
*			TRANSFER TO ENPC1	01047180
	TRANSFER	,ENPCA	MOVE TO NEXT ENPL STO NO	01047190
ENPC1	SAVEVALUE	AENPC+,1,XH	COUNT OF VEH ON ENPL CURB	01048000

	ASSIGN	8,VSTMODV,PH	FOR TIME LIMIT ENFORCEMENT	01049000
	TEST G	PB10,1,ENPC5	BR TO ENTER CURB SLOT	01050000
	TEST G	PB10,2,ENPC4	BR TO ENTER DP SLOT	01051000
	TEST G	PB10,3,**3	BR TO ENTER QUEUE SLOT	01052000
	ASSIGN	4,CIRC1,PH	SEND TO RECIRCULATION ROAD	01053000
	TRANSFER	,CTRL1		01054000
	ENTER	PH6		01055000
	PRIORITY	12	TO ASSURE PRIORITY FOR DP SLOT	01056000
	ASSIGN	5,RN2,PH		01057000
	MARK		MARK PAX FOR WAITING TIME	01057100
	LINK	PH6,5PH	LINK ON QUEUE IN RANDOM ORDER	01058000
				01059000
ENPC8	TEST E	PB7,1,DCAR3	BR IF VEH UNLINKED IS DEPLANING	01059100
	ASSIGN	11+,M1,PH	ADD WAITING TIME TO PH11	01060000
	LEAVE	PH6	LEAVE QUEUE STORAGE	01061000
	ASSIGN	6,VSEPQCV,PH	CHANGE PH6 TO CURB STORE #	01062000
	ASSIGN	10,1,PB	USING CURB	01063000
	TEST E	R*PH6,0,ENPC5	FT IF STORAGE FILLED	01064000
	ASSIGN	6,VSDPCDV,PH	CHANGE PH6 TO DP STORE	01065000
	ASSIGN	10,2,PB	USING DP	01066000
ENPC4	PRIORITY	11	DP PRIORITY	01067000
ENPC5	ENTER	PH6		01068000
	ADVANCE	VSENP1V	ENPL CURB UNLOAD TIME--CAR/TAXI	01069000
	SPLIT	1,**5		01069100
	TEST E	PB9,0,**3	FT IF PRETICKETED	01069200
	TRANSFER	.XH\$CRBXH,**2,**1	FT IF USING CURB SIDE CHECK IN	01069300
	ADVANCE	FN\$CSCKF	CURB SIDE CHECK IN TIME	01069400
	TRANSFER	,CTRL0		01069450
	ADVANCE	FN\$ENP3F	EMPTY CAR PARKING TIME	01069500
	TEST E	PB10,1,ENPC7	FT IF LEAVING CURB	01070000
	SAVEVALUE	TMPXF,VSDPCDV,XF	INDIRECT ADDR. USING VARIABLE	01071000
	ADVANCE	VSDPL2V	RANDOM PULLOUT DELAY	01072000
	LEAVE	PH6	CURB STORE	01073000
	UNLINK	VSEPCQV,ENPC8,1	UNLINK 1 FROM QUEUE	01074000
	TRANSFER	,ENPC9		01075000
ENPC7	LEAVE	PH5	DP STORE	01076000
	UNLINK	VSDPDQV,ENPC8,1	UNLINK 1 FROM QUEUE	01077000
ENPC9	SAVEVALUE	DRDXH+,1,XH	COUNT OF VEH ON DEPARTING ROAD	01078000
	TEST E	PB5.PB13,**2	FT IF NO WELL-WISHERS (**2)	01079000
	TERMINATE			01080000
	HELPA	FORTM,16,PH2,PB6,1,0,1	LOC,MODE,ENPL,0,LOTNO ONLY	01081000
	ADVANCE	300	VEHICLE TO LOT	01083000
	SAVEVALUE	RERXH+,1,XH	RECIRC. RDWY COUNT	01083100
	SAVEVALUE	PKLXH+,1,XH	ENTER CAR IN PARKING LOT	01084000
	SAVEVALUE	PLIXH+,1,XH	VEH COUNT IN PARKING LOT	01085000
	TERMINATE			01086000
				01087000
*	BUS/LIMO			01088000
*				01089000
ENPC2	HELPA	FORTM,11,MH1(PH1,3),PB6	AIRLINE,MODE	01090000
	ASSIGN	4,ENPC3,PH		01091000
	LINK	EBUSC,FIFO	LINK TO ENPLANING BUS USER CHAIN	01092000
ENPC3	TRANSFER	,CTRL0		01093000
*				01094000
*	BUS/LIMO (VEHICLE)			01095000
*				01096000
ENPC6	SAVEVALUE	ARDXH+,1,XH	COUNT OF VEH ON ARRIVING ROAD	01097000
	ADVANCE	VSENP2V	BUS/LIMO LOAD TIME	01098000
	UNLINK	EBUSC,CTRL1,ALL		01099000
	SAVEVALUE	DRDXH+,1,XH	COUNT OF VEH ON DEPARTING ROAD	01100000
	TERMINATE			01101000


```

*
*...RECIRCULATION ROAD
*
CIRCO ADVANCE VSCIRCV RECIRCULATE 01102000
SAVEVALUE RCDXH+,1,XH RECIRCULATION TO DEPLANING 01103000
SAVEVALUE RERXH+,1,XH RECIRC. ROADWAY COUNT 01104000
TEST E PB12,0,DCAR1 BR IF GREETER WHO HAS ALREADY METO 01105000
TRANSFER .XHSCPXXH,DCAR1,**+1 FT TO ENTER PK OR BR TO DEPL ROAD 01106000
ASSIGN 6,2,PB CHANGE MODE TO PARKING 01106100
TEST E PB2,4,**+2 01108000
TERMINATE 01109000
ASSIGN 1,GRECF,PB PROC. FN. TO CURB 01109100
TRANSFER ,CTRL0 01109200
CIRC1 ADVANCE VSCIRCV RECIRCULATE 01110000
SAVEVALUE RERXH+,1,XH RECIRC. ROADWAY COUNT 01111000
SAVEVALUE RCEXH+,1,XH RECIRCULATION TO ENPLANING 01112000
TRANSFER ,ENPCR RETURN TO ENPLANING ROAD 01112100
* 01113000
* 01114000
* 01115000
*...E N T R A N C E
* 01116000
* 01117000
* 01118000
ENTRO HELPA FORTM,12,PH2 LOC 01119000
ADVANCE XH$TRVXH 01120000
TEST E DPDIN,1,**+3 01120100
SAVEVALUE DPLIN+,PB5,XH 01120200
TRANSFER ,**+2 01120300
SAVEVALUE ENDIN+,PB5,XH 01120400
SAVEVALUE ENDOR+,PB5,XH 01120500
TRANSFER ,CTRL0 01121000
* 01122000
* 01123000
*...E X I T
* 01124000
* 01125000
EXITO HELPA FORTM,7,PH2,PB11, FN*PB1,PH7 LOC,CUR PROC,NXTADR,MH9R 01126000
ADVANCE XH$TRVXH TRAVEL TIME TO EXIT 01127000
TEST E DDOUT,1,**+3 01127100
SAVEVALUE DPOUT+,PB5,XH 01127200
TRANSFER ,**+2 01127300
SAVEVALUE EPOUT+,PB5,XH 01127400
SAVEVALUE EXDOR+,PB5,XH 01127500
TRANSFER ,CTRL0 01128000
* 01129000
* 01130000
*...G A T E ( E N P L A N I N G P A X )
* 01131000
* 01132000
GATEO HELPA FORTM,15,PH2,MH1(PH1,9) LOC,GATE 01133000
ADVANCE XH$TRVXH 01134000
TEST E PB13,0,GATE7 FT IF NO PAX 01135000
UNLINK GREGC,CTRL1,1,10PH,PH10,GAT10 MATCH WITH PAX 01136000
GATEB GATE LR PAS3L ONLY ONE AT A TIME 01137000
SAVEVALUE PAS32,PB5,XB NUMBER OF GREETERS 01138000
SAVEVALUE PAS33,PB14,XB PARKING LOT NUMBER 01139000
LOGIC S PAS3L LET PAX PICK UP INFO 01140000
TEST NE PB6,1,**+2 BR IF MODE IS CURB (**+2) 01141000
TERMINATE 01142000
ASSIGN 5,0,PB NO-ONE IN PARTY 01143000
ASSIGN 4,GRT03,PH ROUTE TO GREETER LEAVING PARKING 01144000
TRANSFER ,CTRL1 01145000
GAT10 ASSIGN 4,GATE8,PH WILL GO TO GATE8 WHEN UNLINKED 01146000
LINK GREGC,FIFO 01147000
GATE7 TEST NE PB5,PB13,GATE3 FT IF HAVE WELL-WISHERS 01148000

```

	SPLIT	1, **3	SPLIT WW OFF	(**3)	01149000
	ASSIGN	5, PB13, PB	DROP WW		01150000
	TRANSFER	, GATE3			01151000
	ASSIGN	5-, PB13, PB	SUBTRACT OUT PAX		01152000
	ASSIGN	13, 0, PB	SET PAX TO 0		01152000
	ASSIGN	1, WWG1F, PB	WW LEAVING FROM GATE PROC FN		01154000
	ASSIGN	2, 1, PB	PROC FN POINTER		01155000
	TRANSFER	, CTRL0			01156000
GATE3	SAVEVALUE	PH2+, PB5, XH	CONGESTION		01157000
GATE1	QUEUE	PH5, PB5			01161000
	SAVEVALUE	GATXH+, PB13, XH	PASS. COUNT AT THE GATE		01161100
	MARK		MARK PAX FOR WAITING TIME		01162000
	ENTER	PH5	SERVICE		01162000
	DEPART	PH5, PB5			01163000
	ASSIGN	11+, M1, PH	ADD WAITING TIME TO PH11		01163100
	ADVANCE	V\$GAT3V	GATE SERVICE TIME		01165000
GATE6	LEAVE	PH5			01166000
	GATE LS	PH5, GATE2	GATE SET WHEN BOARDING BEGINS		01167000
	SAVEVALUE	PH2-, PB5, XH	CONGESTION		01168000
	TRANSFER	, CTRL0			01169000
GATE2	MSAVEVALUE	1+, PH1, 12, PB5, MH	PAX WAITING AT LOUNGE TO BOARD		01172000
	TRANSFER	, CTRL0			01173000
*					01174000
*	START BOARDING OPERATIONS				01175000
*					01176000
GATE9	ADVANCE	V\$GAT1V	ADVANCE TO BOARDING TIME		01177000
	ASSIGN	5, V\$GAT2V, PH			01178000
	LOGIC S	PH5	GATE BOARDING SWITCH		01179000
	ADVANCE	XHSBDTXH			01180000
	LOGIC R	PH5	GATE BOARDING SWITCH		01181000
	ASSIGN	5, MH1(PH1, 9), PH	GATE NO.		01182000
	ASSIGN	5, MH9(PH5, 3), PH	POINT NO		01183000
	SAVEVALUE	PH5-, MH1(PH1, 12), XH	REMOVE PAX BOARDING FROM POINT		01184000
	MSAVEVALUE	1, PH1, 12, 0, MH	RESET TO ZERO FOR LATE PAX COUNT		01184100
	TERMINATE				01185000
*					01186000
*					01187000
*	...GROUND TRANSPORTATION (MISC.)				01188000
*					01189000
*		GRT00 - DEPLANING PAX - SELF			01190000
*		GRT01 - ENPLANING PAX - SELF			01191000
*					01192000
*	DEPLANING PAX - SELF				01193000
*					01194000
GRT00	TEST E	MH1(PH1, 3), 10, **2	TEST FOR SHUTTLE PAX (**2)		01195000
	ASSIGN	14, 3, PB	ASSIGN TO PARK. FACIL 3		01195100
	HELPA	FORTM, 16, PH2, PB6, 0	LOC, MODE, DEP		01195200
	ADVANCE	XH\$TRVXH			01196000
	TRANSFER	, CTRL3			01197000
*					01198000
*	ENPLANING PAX - SELF				01199000
*					01200000
GRT01	TEST E	MH1(PH1, 3), 10, **2	TEST FOR SHUTTLE PAX (**2)		01201000
	ASSIGN	14, 3, PB	ASSIGN TO PARK. FACIL 3		01201100
	HELPA	FORTM, 16, 0, PB6, 1	*SPARE*, MODE, ENP		01201200
	SAVEVALUE	ARDXH+, 1, XH	COUNT OF VEH ON ARRIVING ROAD		01202000
	SAVEVALUE	PKLXH+, 1, XH	ENTER CAR IN PARKING LOT		01203000
	SAVEVALUE	PLIXH+, 1, XH	VEH. COUNT IN PARK. LOT		01204000
	TRANSFER	, CTRL0			01205000
*					01206000
*	GREETERS				01207000

* GRT02	TEST E	MH1(PH1,3),10,**2	TEST FOR SHUTTLE PAX (**2)	01208000
	ASSIGN	14,3,PB	ASSIGN TO PARK FACIL 3	01209000
	HELPA	FORTM,16,0,PB6,0	LOC,MODE,DEPL	01209100
	SAVEVALUE	ARDXH+,1,XH	COUNT OF VEH ON ARRIVING ROAD	01209200
	SAVEVALUE	PKLXH+,1,XH	ENTER CAR IN PARKING LOT	01210000
	SAVEVALUE	PLIXH+,1,XH	VEH COUNT IN PARKING LOT	01211000
	TRANSFER	,CTRL0		01212000
				01213000
				01214000
* * * *				01215000
	GREETERS TAKING CAR FROM PARKING TO CURB			01216000
* * * *				01217000
GRT03	HELPA	FORTM,16,PH2,PB6,0	LOC,MODE,DEPL	01218000
	ADVANCE	XHSTRVXH		01219000
	QUEUE	PH5		01220000
	ENTER	PH5		01221000
	DEPART	PH5		01222000
	ADVANCE	VSPAR1V		01223000
	LEAVE	PH5		01224000
	SAVEVALUE	PKLXH-,1,XH	EXIT CAR FROM PARKING LOT	01224000
	SAVEVALUE	RERXH+,1,XH	RECIRC. ROADWAY COUNT	01224100
	SAVEVALUE	PKCXH+,1,XH	PARKING TO CURB RECIRCULATION	01225000
	ASSIGN	4,DCAR1,PH	ROUTE TO DEPLANING CURB	01226000
	TRANSFER	,CTRL1		01227000
				01228000
				01229000
* * * *				01230000
...	PARKING (DEPL PAX - CARS)			01231000
* * * *				01232000
PARK0	QUEUE	PH5	SERVICE	01232000
	MARK		MARK PAX FOR WAITING TIME	01232100
	ENTER	PH5		01233000
	DEPART	PH5		01234000
	ASSIGN	11+,M1,PH	ADD WAITING TIME TO PH11	01234100
	ADVANCE	VSPAR1V	PARKING EXIT SERVICE TIME	01235000
	LEAVE	PH5		01236000
	SAVEVALUE	PKLXH-,1,XH	EXIT CAR FROM PARKING LOT	01237000
	SAVEVALUE	DRDXH+,1,XH	COUNT OF VEH ON DEPARTING ROAD	01238000
	TRANSFER	,CTRL0		01239000
				01240000
				01241000
* * * *				01242000
...	RENT A CAR			01243000
* * * *				01244000
	FOLLOWING FOR DEPL PAX RENTING A CAR			01245000
* * * *				01246000
RCAR0	TEST E	PB6,3,CTRL0	RETURN TO CONTROL IF NOT RENTACAR	01246000
	ASSIGN	10,FNSRCA2F,PB	CAR RENTAL AGENCY SELECT	01247000
	HELPA	FORTM,6,PH2,PB10	LOC,AGENCY	01248000
	ADVANCE	XHSTRVXH	TRAVEL TIME TO CAR RENTAL AREA	01249000
	SAVEVALUE	PH2+,PB5,XH	CONGESTION	01250000
RCAR1	QUEUE	PH5,PB5	WAIT FOR FREE AGENT	01254000
	MARK		MARK PAX FOR WAITING TIME	01254100
	ENTER	PH5	SERVICE	01255000
	DEPART	PH5,PB5		01256000
	ASSIGN	11+,M1,PH	ADD WAITING TIME TO PH11	01256100
RCAR2	ADVANCE	VSRCA1V	CAR RENTAL PROCESSING TIME	01257000
	LEAVE	PH5	SERVICE	01258000
	SAVEVALUE	PH2-,PB5,XH	CONGESTION	01259000
	TRANSFER	,CTRL0		01260000
				01261000
				01262000
* * * *				01263000
	DEPL PAX IN GROUND TRANSPORT WHO HAVE ALREADY RENTED CAR.			01264000
* * * *				01264000
	NOTE: CURRENT LOGIC ASSUMES PAX PICKS UP CAR AT AGENCY PARKING LOT.			01264000
				01264000

RCAR9	HELPA	FORTM,16,PH2,PB6,0,PB10	LOC,MODE,DEP/ENP,AGENCY	01265000
	ADVANCE	XHSTRVXH		01266000
	SAVEVALUE	DRDXH+,1,XH	COUNT OF CARS ON DEPARTING ROAD	01267000
	TRANSFER	,CTRL0		01268000
*				01269000
*	ENPLANING PAX - RENTACAR			01270000
*				01271000
*				01272000
*				01273000
*				01274000
*				01275000
	NOTE: CURRENT LOGIC ASSUMES RENTAL CAR RETURNED TO A			01276000
	PARKING LOT (GENERAL OR AGENCY LOT). PROCESSING,			01277000
	IF ANY, IS DONE IN THE TERMINAL.			01278000
				01279000
RCARB	HELPA	FORTM,16,0,PB6,1,PB10	***,MODE,DEP/ENP,AGENCY	01276000
	SAVEVALUE	AROXH+,1,XH	COUNT OF VEH ON ARRIVING ROAD	01277000
	TRANSFER	,CTRL0		01278000
*				01279000
*				01280000
*	...SECURITY			01281000
*				01282000
SECU0	HELPA	FORTM,14,PH2,MH1(PH1,9)	LOC, GATE	01283000
	ADVANCE	XHSTRVXH		01284000
	TEST NE	PB5,PB13,SECU3	FT IF HAVE WW	01285000
	TRANSFER	.XHSWWGXH,++1,SECU3	FT IF LEAVING WW AT SECURITY	01286000
	SPLIT	1,++3	SPLIT WW OFF (**+3)	01287000
	ASSIGN	5,PB13,PB	DROP WW	01288000
	TRANSFER	,SECU3		01289000
	ASSIGN	5-,PB13,PB	SUBTRACT OUT PAX	01290000
	ASSIGN	13,0,PB	SET PAX TO 0	01291000
	ASSIGN	1,WW51F,PB	WW LEAVING FROM SEC PROC FN	01292000
	ASSIGN	2,1,PB	PROC FN POINTER	01293000
	TRANSFER	,CTRL0		01294000
SECU3	SAVEVALUE	PH2+,PB5,XH	CONGESTION	01295000
SECU1	QUEUE	PH5,PB5		01299000
	MARK		MARK PAX FOR WAITING TIME	01299050
	ENTER	PH5	SERVICE	01300000
	DEPART	PH5,PB5		01301000
	ASSIGN	11+,M1,PH	ADD WAITING TIME TO PH11	01302000
SECU2	ADVANCE	V\$SEC1V	SECURITY CHECK TIME	01303000
	LEAVE	PH5	SERVICE	01304000
	SAVEVALUE	PH2-,PB5,XH	CONGESTION	01305000
	MSAVEVALUE	12+,V\$SECNN,1,PB5,MH	NO. OF PAX LEAVING SECURITY	01305100
	TRANSFER	,CTRL0		01306000
*				01307000
*				01308000
*	...CONCESSIONS			01309000
*				01310000
LOBC0	HELPA	FORTM,24,PH2,PH1,RN5,C1,1	LOC,FLT,RN,CLOCK,SWITCH	01311000
	ADVANCE	XHSTRVXH		01312000
	SAVEVALUE	PH2+,PB5,XH	CONGESTION	01313000
	ADVANCE	PH5	WASTE TIME AT CONCESSION	01314000
	SAVEVALUE	PH2-,PB5,XH	CONGESTION	01315000
	TRANSFER	,CTRL0		01316000
CONC0	HELPA	FORTM,24,PH2,PH1,RN5,C1,2	LOC,FLT,RN,CLOCK,SWITCH	01317000
	ADVANCE	XHSTRVXH		01318000
	SAVEVALUE	PH2+,PB5,XH	CONGESTION	01319000
	ADVANCE	PH5	WASTE TIME AT CONCESSION	01320000
	SAVEVALUE	PH2-,PB5,XH	CONGESTION	01321000
	TRANSFER	,CTRL0		01322000
*				01323000
*				01324000
*	...TRANSFER FLIGHTS			01325000
*				01326000

XFLT0	ASSIGN	1,TDP1F,PB	ASSIGN PROCESS FN	01327000
	ASSIGN	2,2,PB	SKIP CONCOURSE FOR TDP1F FUNCTION	01328000
	ASSIGN	13,1,PB	PAX IN PARTY	01329000
	ASSIGN	5,1,PB	TOTAL IN PARTY	01330000
	HELPA	FORTM,18,0,0	INITIALIZE XFER FLT TABLE MHS	01331000
	TEST L	MH1(PH1,1),0,++3	FT IF AT END OF FLT TABLE	01332000
	TEST E	MHS(1,1),0,XFLT3	FT IF NO XFER FLTS	01333000
	TERMINATE			01334000
	SPLIT	1,XFLT3		01335000
*				01336000
*	ADD FLT TO XFR FLT TABLE			01337000
*				01338000
	TEST G	MH1(PH1,11),0,XFLT2	BR IF NO TPAX FOR NEXT FLT	01339000
XFLT1	ADVANCE	V\$XFL1V		01340000
	HELPA	FORTM,18,PH1,2		01341000
XFLT2	ASSIGN	1+,1,PH		01342000
	TEST L	MH1(PH1,1),0,XFLT5	TEST FOR END OF TABLE	01343000
	TERMINATE			01344000
XFLT5	TEST E	BV\$XFL1B,1,XFLT2	BR IF ARRIV FLT OR NO TPAX	01345000
	TRANSFER	,XFLT1		01346000
*				01347000
*	DELETE FLT FROM XFR FLT TABLE			01348000
*				01349000
XFLT3	TEST G	MHS(1,1),0,XFLT9	BR IF XFER FLT TABLE EMPTY	01350000
	ASSIGN	1,MHS(1,1),PH	FIRST FLT TO DELETE	01351000
XFLT7	ADVANCE	V\$XFL2V		01352000
	ASSIGN	5,MH1(PH1,9),PH	GATE NO	01353000
	ASSIGN	3,MH1(PH1,7),PB	TYPE FLT (DOM,COM,INT)	01354000
	HELPA	FORTM,18,PH1,3	MH1 ROW NO., FLAG FOR TICK COUNTER	01355000
	SPLIT	MH1(PH1,11),XFLT8	CREATE REMAINING XFER PAX	01356000
	HELPA	FORTM,18,PH1,1	DELETE FLT FROM TABLE	01357000
XFLT4	ASSIGN	1+,1,PH		01358000
XFLT9	TEST L	MH1(PH1,1),0,XFLT6	TEST FOR END OF TABLE	01359000
	TERMINATE			01360000
XFLT6	TEST E	BV\$XFL1B,1,XFLT4	BR IF ARRIV FLT OR NO TPAX	01361000
	TRANSFER	,XFLT7		01362000
XFLT8	ADVANCE	V\$XFL3V	STAGGER PAX TO SECURITY	01363000
	TRANSFER	,CTRL0		01364000
*				01365000
*				01366000
*				01367000
*	...ERROR CHAIN			01368000
*				01369000
*		COLLECTS XACS CAUSING SELECTED ERRORS. PH4 WILL		01370000
*		NORMALLY GIVE CLUE TO NATURE OF PROBLEM.		01371000
*				01372000
	ERROR LINK	ERRCH,FIFO		01373000
*				01374000
*				01375000
*	WHEN REMOVING ANY MODULE, UNCOMMENT ENTRY POINT CARD & OTHERS NOTED:			01376000
*	NOTE: TO REMOVE "CHECKIN", UNCOMMENT CHEK0, CHEK1, AND CHEK2.			01377000
*	TO REMOVE "DEPLCURB", UNCOMMENT DPCL0 AND DPCL9.			01378000
*	TO REMOVE "GATE (ENPLANING PAX)", UNCOMMENT GATE AND GATE9.			01379000
*	TO REMOVE "RENTACAR", UNCOMMENT RCAR0, RCAR8 AND RCAR9.			01380000
*				01381000
*CHEK0	TRANSFER	,CTRL0		01382000
*CHEK1	TRANSFER	,CTRL0		01383000
*CHEK2	TRANSFER	,CTRL0		01384000
CUST0	TRANSFER	,CTRL0		01385000
*DCAR0	TRANSFER	,CTRL0		01386000
*DPLC0	TRANSFER	,CTRL0		01387000

*DPLC9 TRANSFER	,CTRL0		01388000
*ENPC0 TRANSFER	,CTRL0		01389000
*EXIT0 TRANSFER	,CTRL0		01390000
*GATE0 TRANSFER	,CTRL0		01391000
*GATE3 TRANSFER	,CTRL0		01392000
*GATE9 TERMINATE			01393000
IMMIO TRANSFER	,CTRL0		01394000
*PARK0 TRANSFER	,CTRL0		01395000
*RCAR0 TRANSFER	,CTRL0		01396000
*RCAR8 TRANSFER	,CTRL0		01397000
*RCAR9 TRANSFER	,CTRL0		01398000
*SECU0 TRANSFER	,CTRL0		01399000
*			01400000
*			01401000
*...CHANGE CARD READER			01402000
*			01403000
GENERATE	...1,120,2PH		01404000
CHG00 HELPA	FORTM,23,1	PERFORM PREVIOUS AND READ NEXT	01405000
*		CHANGE CARD	01406000
TEST G	XH\$NSCXH,0,**3	IF NO STORAGE CHANGES, (**3)	01407000
*		DON'T SPLIT	01408000
ASSIGN	1-,1,PH		01409000
SPLIT	XH\$NSCXH,CHG01,1PH	SPLIT 1 XAC TO CHANGE EACH	01410000
*		STORAGE, SEQUENCED IN PH1	01411000
ADVANCE	XFSCHGXF	WAIT TILL NEXT CHANGE	01412000
TEST E	XH\$NSCXH,0	IF WAIT WAS 0, WAIT TILL MH7 USED	01413000
TRANSFER	,CHG00		01414000
CHG01 ASSIGN	2,PH1,PH		01415000
SAVEVALUE	SAVXH,PH1,XH	SAVE MH7 ROW POINTER	01416000
ASSIGN	2+,30,PH	PH2 POINTS TO SECOND PORTION	01417000
*		OF MH7	01418000
ASSIGN	1,MH7(PH1,1),PH	CHANGE PH1 FROM MH7 ROW REFERENCE	01419000
*		TO STORAGE SUBSCRIPT (SET IN FORTM)	01420000
ASSIGN	2,MH7(PH2,1),PH	CHANGE PH2 TO REQUIRED STORAGE	01421000
*		CAPACITY (SET IN FORTM)	01422000
MSAVEVALUE	7,XH\$SAVXH,1,0,MH	ZERO OUT MH7	01423000
SAVEVALUE	SAVXH+,30,XH		01424000
MSAVEVALUE	7,XH\$SAVXH,1,0,MH		01425000
SAVEVALUE	NSCXH-,1,XH	COUNT DOWN OF XACS USING MH7	01426000
TEST E	PH2,0,CHG02	FT IF NO LOWERING NEEDED	01427000
GATE SNF	PH1,**3	IF NEW CAPACITY HIGHER ... (**3)	01428000
ENTER	PH1	ALLOW XACS WAITING ON DELAY	01429000
LEAVE	PH1	CHAIN TO START MOVING	01430000
TERMINATE			01431000
CHG02 GATE SNF	PH1	WAIT TILL SOMEONE LEAVES	01432000
HELPA	FORTM,23,2,PH1,PH2	PUSH STORAGE CAPACITY DOWN TO	01433000
*		CURRENT CONTENTS	01434000
TEST E	XH\$SLCXH,1,CHG02	STORAGE LOWERING COMPLETE	01435000
SAVEVALUE	SLCXH,0,XH		01436000
TERMINATE			01437000
*			01438000
*			01439000
* TIMER - INITIAL FORTRAN CALL			01440000
*			01441000
* INITIAL CALL TO FORTRAN HELP BLOCK TO:			01442000
*		READ FLIGHT SCHEDULE AND GEOMETRY DATA,	01443000
*		INITIALIZE MATRIX BASE ADDRESSES,	01444000
*		EXECUTE CLINK AND MNLINK.	01445000
*			01446000
GENERATE	...1,127,1PH		01447000
ADVANCE	XH\$CLKXH	NEEDED TO DEFINE "CLKXH" AS XH	01448000

SAVEVALUE	INCXH,60,XH	SET "CLOCK" INCREMENT	01449000
HELPC	CLINK,1		01450000
HELPA	FORTM,1,1		01451000
TEST G	PH1,0,*+3	(**+3)	01452000
STOPO	SPLIT 1,STOPO		01453000
	TERMINATE PH1		01454000
	SPLIT 1,*+4	(**+4)	01455000
GATE LS	JOBLS	SET IF ERROR COUNT OVER LIMIT	01456000
STOP1	SPLIT 1,STOP1		01457000
	TERMINATE 100		01458000
	SPLIT 1,*+5	(**+5)	01459000
ADVANCE	VSINCLV	CLOCK INCREMENT	01460000
HELPA	FORTM,21,XH\$INCXH		01461000
ADVANCE	XH\$INCXH	CLOCK INCREMENT	01462000
TRANSFER	,*-2	(**+2)	01463000
ASSIGN	1,127,PH	LOOP COUNTER	01464000
MSAVEVALUE	1,1,PH1,FN\$RANDF,ML	FILL ML1 WITH RANDOM NUMBERS	01465000
LOOP	1PH,*-1		01466000
PRIORITY	126	ALLOWS "CLOCK" TO OCCUR 1ST	01467000
ADVANCE	XFSENDXF	ADVANCE TO END OF RUN	01468000
HELPA	FORTM,20,C1		01469000
PRINT	,,C,C	CLOCK TIME	01469010
PRINT	,,W,C	BLOCK COUNTS	01469020
PRINT	,,S,C	STORAGE STATISTICS	01469030
PRINT	,,Q,C	QUEUE STATISTICS	01469040
PRINT	,,U,C	USER CHAIN STATISTICS	01469060
PRINT	,,T,C	TABLE STATISTICS	01469070
PRINT	,,X,C	CONTENTS OF FULLWORD SAVEVALUES	01469080
PRINT	,,XH,C	CONTENTS OF HALFWORD SAVEVALUES	01469090
PRINT	,,XB,C	CONTENTS OF BYTE SAVEVALUES	01469100
PRINT	,,XL,C	CONTENTS OF FLOATING POINT SAVE	01469110
PRINT	,,LG,C	STATUS OF LOGIC SWITCHES	01469160
TERMINATE	1		01470000
			01471000
GENERATE	11700,,,1		01472000
HELPA	FORTM,22		01473000
ADVANCE	300		01474000
TRANSFER	,*-2		01475000
			01476000
GENERATE	12300,,,1		01477000
TERMINATE	1		01478000
			01478100
			01478200
			01478300
			01478400
			01478500
			01478600
			01479000
1	FUNCTION PH1,L57	MNEMONIC LINK FUNCTION-SEE FORTRAN CALL	01480000
,CMH01/	,CMH02/,CMH03/,CMH04/,CMH06/,CMH07/,CMH08/,CMH09		01481000
,CML02			01482000
,ENDXF/	,TRVXH/,BOTXH/,ABUXH/,DBUXH/,XFRXH/,XFAXH/,XFDXH/,SCLXH/,CLKXH		01483000
,CUSQS/	,RCRQS/,DPCBS/,EPCBS/,CHKQS/,SECQS/,GAQSL/,PARQS/,IMMQS/,TICQS		01484000
,RCAR0/	,BAGC0/,DPLC0/,CHEK2/,CHEK3/,CGTRO/,ERROR/,SECU0/,CTRL0/,CTRL1		01485000
,TRX99/	,CONXH/,CHGXF/,NSCXH/,SLCXH/,DPDPS/,DPQCS/,WWGXH/,GRGXL/,EPOPS		01486000
,EPQCS/	,GRT00/,GRTXL/,CPKXH/,CRBXH/,CGTXL/,PCBXL		01487000
,JOBLS			01488000
			01489000
			01490000
SIMULATE	9		01491000
START	1,NP		01492000

*	RESET		01492002
	START	1,NP	01492004
	NOXREF		01492010
	REPORT		01492015
*HMS	TITLE	1,FLIGHT SCHEDULE	01492020
HMS	TITLE	2,AIRLINE INFORMATION TABLE	01492030
*HMS	TITLE	3,TABLE OF POINTS	01492040
*HMS	TITLE	4,% ENPLANING PAX TICKETED	01492050
*HMS	TITLE	5,TRANSFER FLIGHT TABLE	01492060
HMS	TITLE	6,WALKING TIME BETWEEN POINTS	01492070
HMS	TITLE	7,RANDOM NUMBERS FOR BAGS	01492080
*HMS	TITLE	8,USED IN MATRIX 9	01492090
*HMS	TITLE	9,FACILITY TABLE	01492100
HMS	TITLE	11, COUNTER FORPAX LEAVING CONCOURSE	01492110
HMS	TITLE	12, COUNTER FOR PAX LEAVING SECURITY	01492120
HMS	TITLE	13, COUNTER FOR PAX LEAVING AIRLINES	01492130
*LMS	TITLE	1,RANDOM NUMBER TABLE	01492140
*LMS	TITLE	2,GROUND TRANSACTION MODAL CHOICE	01492150
*	OUTPUT	REMOVE * TO GET ALL STATICS	01492160
*			01493000
*			01494000
	END		01495000