


DT-HS-805 976
DT-TSC-NHTSA-81-21.II

Profiles of Automotive Suppliers Industries- Engineered Mechanical Components and Systems Volume II Appendices

Phoebus R. Kaldobsky
Nancy E. Fava

Transportation Systems Center
Cambridge MA 02142



September 1981
Final Report

This document is available to the public
through the National Technical Information
Service, Springfield, Virginia 22161.



U.S. Department of Transportation
**National Highway Traffic Safety
Administration**

Office of Research and Development
Washington DC 20590

HE
18.5
.134
no.
DOT-
TSC-
NHTSA-
81-21
.II

NOTICE

This document is disseminated under the sponsorship of the Department of Transportation in the interest of information exchange. The United States Government assumes no liability for its contents or use thereof.

NOTICE

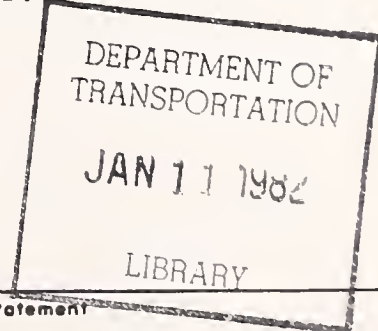
The United States Government does not endorse products or manufacturers. Trade or manufacturer's names appear herein solely because they are considered essential to the object of this report.

NOTICE

The views and conclusions contained in the document are those of the author(s) and should not be interpreted as necessarily representing the official policies or opinions, either expressed or implied, of the Department of Transportation.

HE
18.5
A34
20.
DOT-
TSC-
NHTSA
81-21.II

1. Report No. DOT-HS-805-976		2. Government Accession No.		3. Recipient's Catalog No.	
4. Title and Subtitle PROFILES OF AUTOMOTIVE SUPPLIERS INDUSTRIES - ENGINEERED MECHANICAL COMPONENTS AND SYSTEMS - Volume II: Appendices		5. Report Date September 1981		6. Performing Organization Code DTS-322	
		7. Author(s) Phoebus R. Kaldobsky, Nancy E. Fava		8. Performing Organization Report No. DOT-TSC-NHTSA-81-21,II	
9. Performing Organization Name and Address U.S. Department of Transportation Transportation Systems Center Research and Special Program Administration Cambridge MA 02142		10. Work Unit No. (TRAIS) HS160-R1425		11. Contract or Grant No.	
		12. Sponsoring Agency Name and Address U.S. Department of Transportation National Highway Traffic Safety Administration Office of Research and Development Washington DC 20590		13. Type of Report and Period Covered Final Report Sept. 80 - Jan. 81	
15. Supplementary Notes		14. Sponsoring Agency Code NRD-13			
16. Abstract <p>This profile describes and analyzes that segment of the automotive supplier industry which provides engineered mechanical components/assemblies/systems to the prime auto manufacturers.</p> <p>It presents an overview of the role and structure of this industry and of its historical business performance data (1975 through 1979). It profiles, in some detail, 76 leading companies in this industry, and discusses domestic and foreign markets for automotive components and accessories. It reviews recent technological changes and growing international competition. It provides an assessment of capital requirements, of structural changes in the industry, and of evolving suppliers' strategy and tactics.</p> <p>Volume I, <u>Profiles of Automotive Suppliers Industries - Engineered Mechanical Components and Systems - Text</u>, has 432 pages.</p>					
17. Key Words <u>Automotive</u> : Industry; Supplier Industry; Components; Parts & Accessories; Components Exports/Imports; Components Markets (U.S./Foreign); Technology; International Competition			18. Distribution Statement <p>DOCUMENT IS AVAILABLE TO THE PUBLIC THROUGH THE NATIONAL TECHNICAL INFORMATION SERVICE, SPRINGFIELD, VIRGINIA 22161</p>		
19. Security Classif. (of this report) Unclassified		20. Security Classif. (of this page) Unclassified		21. No. of Pages 184	22. Price



PREFACE

This report represents one in a series of studies of supplier industries that provide materials and components to the prime auto manufacturers.

While this profile deals with suppliers of engineered mechanical components, other reports in this series deal with industries that supply steel, aluminum, plastics, tires, glass, paint, castings, and machine tools.

The present study has been performed by the Transportation Systems Center under the sponsorship of the National Highway Traffic Safety Administration's (NHTSA) office of Passenger Vehicle Research, Technology Assessment Division.

Much of the detailed information on individual supplier companies has been provided by the Standard & Poor's Corporation, whose permission to use this material is hereby gratefully acknowledged.

Special thanks are due to Sileshi Demisew of Raytheon Service Company for his assistance with data collection and organization, and to Diane Gaspar of the same company for her editorial contributions and her management of this document's publication.

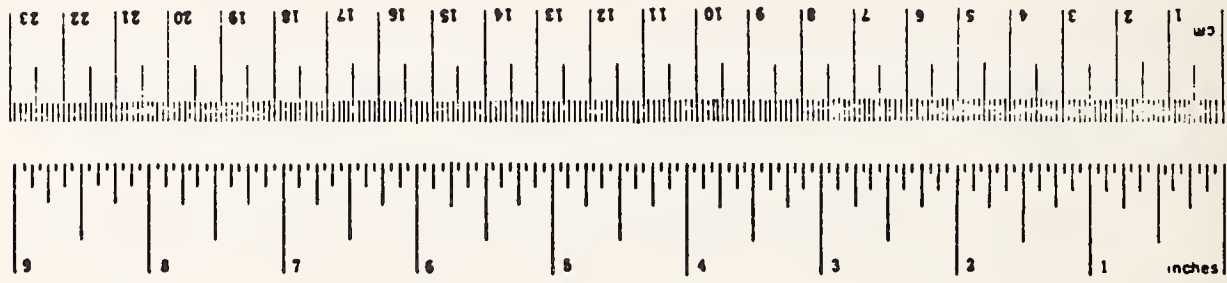
METRIC CONVERSION FACTORS

Approximate Conversions to Metric Measures

Symbol	When You Know	Multiply by	To Find	Symbol
LENGTH				
in	inches	2.5	centimeters	cm
ft	feet	30	centimeters	cm
yd	yards	0.9	meters	m
mi	miles	1.6	kilometers	km
AREA				
in ²	square inches	6.5	square centimeters	cm ²
ft ²	square feet	0.09	square meters	m ²
yd ²	square yards	0.8	square meters	m ²
mi ²	square miles	2.5	square kilometers	km ²
	acres	0.4	hectares	ha
MASS (weight)				
oz	ounces	28	grams	g
lb	pounds	0.45	kilograms	kg
	short tons (2000 lb)	0.9	tonnes	t
VOLUME				
sp	teaspoons	5	milliliters	ml
Tbsp	tablespoons	15	milliliters	ml
fl oz	fluid ounces	30	milliliters	ml
c	cups	0.24	liters	l
pt	pints	0.47	liters	l
qt	quarts	0.95	liters	l
gal	gallons	3.8	liters	l
ft ³	cubic feet	0.03	cubic meters	m ³
yd ³	cubic yards	0.76	cubic meters	m ³
TEMPERATURE (precis)				
°F	Fahrenheit temperature	5/9 (after subtracting 32)	Celsius temperature	°C

Approximate Conversions from Metric Measures

Symbol	When You Know	Multiply by	To Find	Symbol
LENGTH				
mm	millimeters	0.04	inches	in
cm	centimeters	0.4	inches	in
m	meters	3.3	feet	ft
m	meters	1.1	yards	yd
km	kilometers	0.6	miles	mi
AREA				
cm ²	square centimeters	0.16	square inches	in ²
m ²	square meters	1.2	square yards	yd ²
km ²	square kilometers	0.4	square miles	mi ²
ha	hectares (10,000 m ²)	2.5	acres	ac
MASS (weight)				
g	grams	0.035	ounces	oz
kg	kilograms	2.2	pounds	lb
t	tonnes (1000 kg)	1.1	short tons	st
VOLUME				
ml	milliliters	0.03	fluid ounces	fl oz
l	liters	2.1	pints	pt
l	liters	1.06	quarts	qt
l	liters	0.26	gallons	gal
m ³	cubic meters	35	cubic feet	ft ³
m ³	cubic meters	1.3	cubic yards	yd ³
TEMPERATURE (precis)				
°C	Celsius temperature	9/5 (then add 32)	Fahrenheit temperature	°F



1 in = 2.54 (exact). For other exact conversions, see NBS Mon. Publ. 284, Units of Weights and Measures, Price \$2.25, SD Circular No. C-13 10 286.

LIST OF TABLES

<u>Table</u>	<u>Page</u>	
A-1	MOTOR VEHICLE PARTS AND ACCESSORIES - VALUE OF U.S. IMPORTS OF MECHANICAL COMPONENTS IN 1979, BY PRODUCT CLASS AND AREA/COUNTRY OF ORIGIN.....	A-8
A-2	MOTOR VEHICLE PARTS AND ACCESSORIES - VALUE OF U.S. IMPORTS OF "OTHER AUTOMOTIVE" COMPONENTS IN 1979, BY PRODUCT CLASS AND AREA/COUNTRY OF ORIGIN.....	A-48
A-3	MOTOR VEHICLE PARTS AND ACCESSORIES - SUMMARY OF U.S. IMPORTS OF MECHANICAL AND OTHER AUTOMOTIVE COMPONENTS IN 1979, BY PRODUCT CLASS.....	A-66
A-4	MOTOR VEHICLE PARTS AND ACCESSORIES - VALUE OF U.S. IMPORTS OF MECHANICAL COMPONENTS IN 1978, BY PRODUCT CLASS AND AREA/COUNTRY OF ORIGIN.....	A-69
A-5	MOTOR VEHICLE PARTS AND ACCESSORIES - VALUE OF U.S. IMPORTS OF "OTHER AUTOMOTIVE" COMPONENTS IN 1978, BY PRODUCT CLASS AND AREA/COUNTRY OF ORIGIN.....	A-111
A-6	MOTOR VEHICLE PARTS AND ACCESSORIES - SUMMARY OF U.S. IMPORTS OF MECHANICAL AND OTHER AUTOMOTIVE COMPONENTS IN 1978, BY PRODUCT CLASS.....	A-130
B-1	MOTOR VEHICLE PARTS AND ACCESSORIES - VALUE OF U.S. EXPORTS OF MECHANICAL COMPONENTS IN 1979, BY PRODUCT CLASS AND AREA/COUNTRY OF DESTINATION.	B-2
B-2	MOTOR VEHICLE PARTS AND ACCESSORIES - VALUE OF U.S. EXPORTS OF "OTHER AUTOMOTIVE" COMPONENTS IN 1979, BY PRODUCT CLASS AND AREA/COUNTRY OF DESTINATION.....	B-15
B-3	MOTOR VEHICLE PARTS AND ACCESSORIES - SUMMARY OF U.S. EXPORTS OF MECHANICAL AND OTHER AUTOMOTIVE COMPONENTS IN 1979, BY PRODUCT CLASS.....	B-25
B-4	MOTOR VEHICLE PARTS AND ACCESSORIES - VALUE OF U.S. EXPORTS OF MECHANICAL COMPONENTS IN 1978, BY PRODUCT CLASS AND AREA/COUNTRY OF DESTINATION.	B-26
B-5	MOTOR VEHICLE PARTS AND ACCESSORIES - VALUE OF U.S. EXPORTS OF "OTHER AUTOMOTIVE" COMPONENTS IN 1978, BY PRODUCT CLASS AND AREA/COUNTRY OF DESTINATION.....	B-39

LIST OF TABLES (CONT.)

<u>Table</u>		<u>Page</u>
B-6	MOTOR VEHICLE PARTS AND ACCESSORIES - SUMMARY OF U.S. EXPORTS OF MECHANICAL AND OTHER AUTOMOTIVE COMPONENTS IN 1978, BY PRODUCT CLASS.....	B-49

APPENDIX A

VALUE OF U.S. IMPORTS OF MOTOR
VEHICLE PARTS AND ACCESSORIES
BY PRODUCT CLASS AND
AREA/COUNTRY OF ORIGIN

NOTES ON TABLES IN APPENDICES A AND B

The geographic areas and groups of countries used in these tables have the following meanings:

Latin American Countries comprise:

Central American Common Market

Guatemala
El Salvador
Honduras
Nicaragua
Costa Rica

Latin American Free Trade Association

Mexico
Colombia
Venezuela
Ecuador
Peru
Bolivia
Chile
Brazil
Paraguay
Uruguay
Argentina

Other Latin American Republics

Panama
Cuba
Haiti
Dominican Republic

Other Western Hemisphere Countries comprise:

Greenland
St. Pierre and Miquelon
Belize
Canal Zone

NOTES ON TABLES IN APPENDICES A AND B (CONT.)

Other Western Hemisphere Countries (Cont.)

Bermuda
Bahamas
Jamaica
Turks and Caicos Islands
Cayman Islands
Leeward and Windward Islands
Barbados
Trinidad and Tobago
Netherlands Antilles
French West Indies
Guyana
Surinam
French Guiana
Falkland Islands (Islas Malvinas)

Other Western European Countries comprise:

EEC Countries (Other than U.K. and West Germany)

Denmark
Ireland
Netherlands
Belgium and Luxembourg
France
Italy

} These countries, including U.K.
and W. Germany, are also members
of OECD

OECD Countries (Other than the EEC countries)

Iceland
Sweden
Norway
Finland
Austria
Switzerland
Spain
Portugal

NOTES ON TABLES IN APPENDICES A AND B (CONT.)

Other Western European Countries (Cont.)

Greece

Turkey

Other Western Europe

Unidentified Countries in Western Europe

Azores

Gibraltar

Malta and Gozo

Yugoslavia

Cyprus

Soviet Bloc Countries comprise:

German Democratic Republic (East Germany)

Czechoslovakia

Hungary

Estonia

Latvia

Lithuania

Poland

Union of Soviet Socialist Republics

Romania

Bulgaria

Communist Countries in Asia comprise:

Vietnam

Peoples' Republic of China (Mainland)

Mongolia

North Korea

Near East Asia is comprised of:

Syria

Lebanon

Iraq

Iran

NOTES ON TABLES IN APPENDICES A AND B (CONT.)

Near East Asia (Cont.)

Israel
Jordan
Gaza Strip
Kuwait
Saudi Arabia
Qatar
United Arab Emirates
Yemen (Sana)
Yemen (Aden)
Oman
Bahrain

South Asia is comprised of:

Afghanistan
India
Pakistan
Nepal
Bangladesh
Sri Lanka (Ceylon)

Other Asian Countries comprise:

Burma
Thailand
Laos
Cambodia
Malaysia
Singapore
Indonesia
Brunei
Philippines
Macao
Southern Asia, not elsewhere classified

NOTES ON TABLES IN APPENDICES A AND B (CONT.)

Other Asian Countries (Cont.)

Republic of Korea

Hong Kong

China (Taiwan)

Australia & Oceania are comprised of:

Australia

Papua New Guinea

New Zealand

Western Samoa

British Pacific Islands

French Pacific Islands

Trust Territory of the Pacific Islands

Other Pacific Islands, not elsewhere classified

Africa is comprised of:

Morocco

Algeria

Tunisia

Libya

Egypt

Sudan

Canary Islands

Spanish Africa, not elsewhere classified

Western Sahara

Equatorial Guinea

Mauritania

Cameroon

Senegal

Mali

Guinea

Sierra Leone

Ivory Coast

Ghana

NOTES ON TABLES IN APPENDICES A AND B (CONT.)

Africa (Cont.)

Gambia	Namibia
Niger	Botswana
Togo	Zambia
Nigeria	Swaziland
Central African Empire	Rhodesia
Gabon	Malawi
Chad	Lesotho
St. Helena	
Madeira Islands	
Upper Volta	
Benin	
Angola	
Congo (Brazzaville)	
Western Africa, not elsewhere classified	
Liberia	
Zaire	
Burundi	
Rwanda	
Somalia	
Ethiopia	
Djibouti	
Uganda	
Kenya	
Seychelles	
British Indian Ocean Territory	
Tanzania	
Mauritius	
Mozambique	
Malagasy Republic	
Comoros	
French Indian Ocean Areas	
Republic of South Africa	

TABLE A-1. MOTOR VEHICLE PARTS AND ACCESSORIES - VALUE OF U.S. IMPORTS OF MECHANICAL COMPONENTS IN 1979, BY PRODUCT CLASS AND AREA/COUNTRY OF ORIGIN*

SIC Code	Product Class	Area/Country of Origin	Value of Imports (\$ Millions)	
			For Area	For Country
30412A 00	BELTING AND BELTS, FOR MACHINERY, IN PART OF RUBBER OR PLASTIC**	Western Hemisphere	3.94	-
		Canada		3.90
		Latin American Countries		0.04
		Other Western Hemisphere Countries		-
		Western Europe	11.02	
		United Kingdom		1.63
		West Germany		5.72
		Other Western European Countries		3.66
		Soviet Bloc Countries	0.05	-
		Asia	9.10	-
		Japan		8.26
		Communist Countries in Asia		-
		Near East Asia		0.13
		South Asia		0.008
Other Asian Countries		0.70		
Australia and Oceania	0.008	-		
Africa	-	-		
Total Code	Imports			
30412A 00			24.12	

*Source: U.S. Department of Commerce, Bureau of the Census, Report #FT-210 (Annual 1979)

**Automotive-related products are believed to be included in this product class.

TABLE A-1. MOTOR VEHICLE PARTS AND ACCESSORIES - VALUE OF U.S. IMPORTS OF MECHANICAL COMPONENTS IN 1979, BY PRODUCT CLASS AND AREA/COUNTRY OF ORIGIN* (CONT.)

SIC Code	Product Class	Area/Country of Origin	Value of Imports (\$ Millions)	
			For Area	For Country
30415A 00	HOSE, PIPE, AND TUBING, NSPF, OF RUBBER OR PLASTIC**	Western Hemisphere	33.79	
		Canada		32.83
		Latin American Countries		0.97
		Other Western Hemisphere Countries		-
		Western Europe	36.99	
		United Kingdom		15.25
		West Germany		5.51
		Other Western European Countries		16.23
		Soviet Bloc Countries	0.02	
		Asia	11.78	
		Japan		9.78
		Communist Countries in Asia		-
		Near East Asia		0.45
South Asia		0.003		
Other Asian Countries		1.54		
Australia and Oceania	0.02			
Africa	0.01			
Total Code	Imports			
30415A 00			82.61	

*Source: U.S. Department of Commerce, Bureau of the Census, Report #FT-210 (Annual 1979)

**Automotive-related products are believed to be included in this product class.

TABLE A-1. MOTOR VEHICLE PARTS AND ACCESSORIES - VALUE OF U.S. IMPORTS OF MECHANICAL COMPONENTS IN 1979, BY PRODUCT CLASS AND AREA/COUNTRY OF ORIGIN* (CONT.)

SIC Code	Product Class	Area/Country of Origin	Value of Imports (\$ Millions)	
			For Area	For Country
32113C 00	LAMINATED GLASS, WHETHER OR NOT SHAPED OR FORMED OR BOTH**	Western Hemisphere	33.91	
		Canada		25.92
		Latin American Countries		8.00
		Other Western Hemisphere Countries		-
		Western Europe	5.54	
		United Kingdom		1.39
		West Germany		2.63
		Other Western European Countries		1.52
		Soviet Bloc Countries	-	
		Asia	3.76	
		Japan		2.19
		Communist Countries in Asia		-
		Near East Asia		1.46
		South Asia		
Other Asian Countries		0.11		
Australia and Oceania	-			
Africa	0.88			
Total Code	Imports			
	32113C 00		44.09	

*Source: U.S. Department of Commerce, Bureau of the Census, Report #FT-210 (Annual 1979)

**Automotive-related products are believed to be included in this product class.

TABLE A-1. MOTOR VEHICLE PARTS AND ACCESSORIES - VALUE OF U.S. IMPORTS OF MECHANICAL COMPONENTS IN 1979, BY PRODUCT CLASS AND AREA/COUNTRY OF ORIGIN* (CONT.)

SIC Code	Product Class	Area/Country of Origin	Value of Imports (\$ Millions)	
			For Area	For Country
3452XX 10	BOLTS AND NUTS OF IRON OR STEEL, BOLTS OF MUNTLE OR YELLOW METAL**	Western Hemisphere	22.20	20.19
		Canada		2.07
		Latin American Countries		-
		Other Western Hemisphere Countries		
		Western Europe	29.20	
		United Kingdom		3.54
		West Germany		8.48
		Other Western European Countries		17.18
		Soviet Bloc Countries	2.27	
		Asia	185.81	
		Japan		133.39
		Communist Countries in Asia		0.30
		Near East Asia		0.09
South Asia		9.41		
Other Asian Countries		42.63		
Australia and Oceania	1.37			
Africa	0.26			
Total Code	Imports			
3452XX 10			241.12	

*Source: U.S. Department of Commerce, Bureau of the Census, Report #FT-210 (Annual 1979)

**Automotive-related products are believed to be included in this product class.

TABLE A-1. MOTOR VEHICLE PARTS AND ACCESSORIES - VALUE OF U.S. IMPORTS OF MECHANICAL COMPONENTS IN 1979, BY PRODUCT CLASS AND AREA/COUNTRY OF ORIGIN* (CONT.)

SIC Code	Product Class	Area/Country of Origin	Value of Imports (\$ Millions)	
			For Area	For Country
3452XX 20	SCREWS OF BASE METAL**	Western Hemisphere	28.66	26.86
		Canada		1.81
		Latin American Countries		
		Other Western Hemisphere Countries		
		Western Europe	24.63	
		United Kingdom		3.87
		West Germany		4.80
		Other Western European Countries		15.95
		Soviet Bloc Countries	4.12	
		Asia	185.13	
		Japan		168.09
		Communist Countries in Asia		0.18
		Near East Asia		0.06
		South Asia		2.13
Other Asian Countries		14.67		
Australia and Oceania	0.12			
Africa	0.14			
Total Code	Imports			
3452XX 20			242.81	

*Source: U.S. Department of Commerce, Bureau of the Census, Report #FT-210 (Annual 1979)

**Automotive-related products are believed to be included in this product class.

TABLE A-1. MOTOR VEHICLE PARTS AND ACCESSORIES - VALUE OF U.S. IMPORTS OF MECHANICAL COMPONENTS IN 1979, BY PRODUCT CLASS AND AREA/COUNTRY OF ORIGIN* (CONT.)

SIC Code	Product Class	Area/Country of Origin	Value of Imports (\$ Millions)	
			For Area	For Country
3452XX 30	WASHERS OF IRON OR STEEL**	Western Hemisphere	2.51	2.34 0.16
		Canada		
		Latin American Countries Other Western Hemisphere Countries		
		Western Europe	6.34	1.78 3.50 1.05
		United Kingdom		
		West Germany Other Western European Countries		
		Soviet Bloc Countries	0.01	
		Asia		
		Japan	11.25	8.70 0.04 0.02 0.94 2.40
		Communist Countries in Asia		
		Near East Asia		
		South Asia		
		Other Asian Countries		
		Australia and Oceania	0.05	
Africa				
Total Code	Imports	3452XX 30	20.16	
3452XX 30				

*Source: U.S. Department of Commerce, Bureau of the Census, Report #FT-210 (Annual 1979)
 **Automotive-related products are believed to be included in this product class.

TABLE A-1. MOTOR VEHICLE PARTS AND ACCESSORIES - VALUE OF U.S. IMPORTS OF MECHANICAL COMPONENTS IN 1979, BY PRODUCT CLASS AND AREA/COUNTRY OF ORIGIN* (CONT.)

SIC Code	Product Class	Area/Country of Origin	Value of Imports (\$ Millions)	
			For Area	For Country
3452XX 50	BOLTS, NUTS, SCREWS, AND WASHERS OF BASE METAL, NSPF, AND OTHER IND FASTENERS, NOT SPECIFIED**	Western Hemisphere	2.53	
		Canada	-	2.18
		Latin American Countries	-	0.35
		Other Western Hemisphere Countries	-	-
		Western Europe	29.85	-
		United Kingdom		1.85
		West Germany		3.19
		Other Western European Countries		24.81
		Soviet Bloc Countries	0.45	
		Asia	13.59	
		Japan	-	9.89
		Communist Countries in Asia	-	0.08
		Near East Asia	-	0.19
		South Asia	-	3.43
Other Asian Countries				
Australia and Oceania	0.06			
Africa	0.002			
Total Code	Imports			
3452XX 50			46.47	

*Source: U.S. Department of Commerce, Bureau of the Census, Report #FT-210 (Annual 1979)

**Automotive-related products are believed to be included in this product class.

TABLE A-1. MOTOR VEHICLE PARTS AND ACCESSORIES - VALUE OF U.S. IMPORTS OF MECHANICAL COMPONENTS IN 1979, BY PRODUCT CLASS AND AREA/COUNTRY OF ORIGIN* (CONT.)

SIC Code	Product Class	Area/Country of Origin	Value of Imports (\$ Millions)	
			For Area	For Country
3452XX 60	FASTENERS, CANADIAN ARTICLE, APTA***	Western Hemisphere Canada Latin American Countries Other Western Hemisphere Countries Western Europe United Kingdom West Germany Other Western European Countries Soviet Bloc Countries Asia Japan Communist Countries in Asia Near East Asia South Asia Other Asian Countries Australia and Oceania Africa Total Code Imports 3452XX 60	47.61	47.61
			47.61	

*Source: U.S. Department of Commerce, Bureau of the Census, Report #FT-210 (Annual 1979)

**Automotive-related products are believed to be included in this product class.

***US-Canada Automotive Parts Trade Agreement.

TABLE A-1. MOTOR VEHICLE PARTS AND ACCESSORIES - VALUE OF U.S. IMPORTS OF MECHANICAL COMPONENTS IN 1979, BY PRODUCT CLASS AND AREA/COUNTRY OF ORIGIN* (CONT.)

SIC Code	Product Class	Area/Country of Origin	Value of Imports (\$ Millions)		
			For Area	For Country	
3462XD 00	FORGINGS OF IRON OR STEEL**	Western Hemisphere	23.74	19.01 4.75	
		Canada			
		Latin American Countries Other Western Hemisphere Countries			
		Western Europe	49.0	1.36 3.85 44.05	
		United Kingdom			
		West Germany Other Western European Countries			
		Soviet Bloc Countries	22.61	21.37 - 0.12 0.10 1.03	
		Asia			
		Japan Communist Countries in Asia Near East Asia South Asia Other Asian Countries			
		Australia and Oceania	0.17		
		Africa			
		Total Code	Imports	95.80	
		3462XD 00			

*Source: U.S. Department of Commerce, Bureau of the Census, Report #FT-210 (Annual 1979)

**Automotive-related products are believed to be included in this product class.

TABLE A-1. MOTOR VEHICLE PARTS AND ACCESSORIES - VALUE OF U.S. IMPORTS OF MECHANICAL COMPONENTS IN 1979, BY PRODUCT CLASS AND AREA/COUNTRY OF ORIGIN* (CONT.)

SIC Code	Product Class	Area/Country of Origin	Value of Imports (\$ Millions)	
			For Area	For Country
346500 00	MOTOR VEHICLE BODY STAMPINGS	Western Hemisphere	22.54	
		Canada		10.70
		Latin American Countries Other Western Hemisphere Countries		11.83 0.001
		Western Europe	26.45	
		United Kingdom		2.34
		West Germany Other Western European Countries		18.58 5.53
		Soviet Bloc Countries	-	
		Asia	47.64	
		Japan		47.32
		Communist Countries in Asia		-
		Near East Asia		0.004
		South Asia Other Asian Countries		0.33
		Australia and Oceania	-	
Africa	0.33			
Total Code	Imports			
346500 00			96.96	

*Source: U.S. Department of Commerce, Bureau of the Census, Report #FT-210 (Annual 1979)

**Automotive-related products are believed to be included in this product class.

TABLE A-1. MOTOR VEHICLE PARTS AND ACCESSORIES - VALUE OF U.S. IMPORTS OF MECHANICAL COMPONENTS IN 1979, BY PRODUCT CLASS AND AREA/COUNTRY OF ORIGIN* (CONT.)

SIC Code	Product Class	Area/Country of Origin	Value of Imports (\$ Millions)	
			For Area	For Country
3492XB 20	SPRINGS AND LEAVES FOR SPRINGS FOR MOTOR VEHICLE SUSPENSION	Western Hemisphere	155.28	
		Canada		127.65
		Latin American Countries		27.63
		Other Western Hemisphere Countries		-
		Western Europe	3.40	
		United Kingdom		0.07
		West Germany		1.72
		Other Western European Countries		1.61
		Soviet Bloc Countries	0.01	
		Asia	11.53	
		Japan		9.82
		Communist Countries in Asia		
		Near East Asia		
South Asia		0.68		
Other Asian Countries		1.02		
Australia and Oceania	-			
Africa	-			
Total Code	Imports			
3493XB 20			170.22	

*Source: U.S. Department of Commerce, Bureau of the Census, Report #FT-210 (Annual 1979)
 **Automotive-related products are believed to be included in this product class.

TABLE A-1. MOTOR VEHICLE PARTS AND ACCESSORIES - VALUE OF U.S. IMPORTS OF MECHANICAL COMPONENTS IN 1979, BY PRODUCT CLASS AND AREA/COUNTRY OF ORIGIN* (CONT.)

SIC Code	Product Class	Area/Country of Origin	Value of Imports (\$ Millions)	
			For Area	For Country
3493XB 40	HAIRSPRINGS OF BASE METAL, SPRINGS AND LEAVES FOR SPRINGS, BASE METAL, NOT SPECIFIED**	Western Hemisphere	16.40	
		Canada		14.87
		Latin American Countries		1.41
		Other Western Hemisphere Countries		0.12
		Western Europe	14.98	
		United Kingdom		1.46
		West Germany		7.07
		Other Western European Countries		6.45
		Soviet Bloc Countries	0.01	
		Asia	8.80	
		Japan		4.42
		Communist Countries in Asia		0.005
		Near East Asia		0.39
South Asia		3.99		
Other Asian Countries				
Australia and Oceania	0.44			
Africa	0.047			
Total Code	Imports			
3493XB 40			40.69	

*Source: U.S. Department of Commerce, Bureau of the Census, Report #FT-210 (Annual 1979)

**Automotive-related products are believed to be included in this product class.

TABLE A-1. MOTOR VEHICLE PARTS AND ACCESSORIES - VALUE OF U.S. IMPORTS OF MECHANICAL COMPONENTS IN 1979, BY PRODUCT CLASS AND AREA/COUNTRY OF ORIGIN* (CONT.)

SIC Code	Product Class	Area/Country of Origin	Value of Imports (\$ Millions)	
			For Area	For Country
349450 30	PIPES AND TUBE FITTINGS OF IRON OR STEEL, NOT SPECIFIED**	Western Hemisphere	6.98	
		Canada		6.32
		Latin American Countries		0.66
		Other Western Hemisphere Countries		-
		Western Europe	5.72	
		United Kingdom		1.22
		West Germany		1.39
		Other Western European Countries		3.11
		Soviet Bloc Countries	-	
		Asia	20.92	
		Japan		15.95
		Communist Countries in Asia		-
		Near East Asia		1.26
South Asia		0.23		
Other Asian Countries		3.48		
Australia and Oceania	0.06			
Africa	0.39			
Total Code	Imports			
349450 30			34.09	

*Source: U.S. Department of Commerce, Bureau of the Census, Report #FT-210 (Annual 1979)

**Automotive-related products are believed to be included in this product class.

TABLE A-1. MOTOR VEHICLE PARTS AND ACCESSORIES - VALUE OF U.S. IMPORTS OF MECHANICAL COMPONENTS IN 1979, BY PRODUCT CLASS AND AREA/COUNTRY OF ORIGIN* (CONT.)

SIC Code	Product Class	Area/Country of Origin	Value of Imports (\$ Millions)		
			For Area	For Country	
349450 40	PIPE AND TUBE FITTINGS OF COPPER**	Western Hemisphere	0.33		
		Canada		0.30	
		Latin American Countries		0.03	
		Other Western Hemisphere Countries		-	
		Western Europe	1.45		
		United Kingdom		0.48	
		West Germany		0.02	
		Other Western European Countries		0.93	
		Soviet Bloc Countries			
		Asia	1.87		
		Japan		0.08	
		Communist Countries in Asia		1.36	
		Near East Asia		0.006	
South Asia		0.43			
Other Asian Countries					
Australia and Oceania		-			
Africa		-			
Total Code	Imports		3.66		
	349450 40				

*Source: U.S. Department of Commerce, Bureau of the Census, Report #FT-210 (Annual 1979)

**Automotive-related products are believed to be included in this product class.

TABLE A-1. MOTOR VEHICLE PARTS AND ACCESSORIES - VALUE OF U.S. IMPORTS OF MECHANICAL COMPONENTS IN 1979, BY PRODUCT CLASS AND AREA/COUNTRY OF ORIGIN* (CONT.)

SIC Code	Product Class	Area/Country of Origin	Value of Imports (\$ Millions)	
			For Area	For Country
351940 00	DIESEL ENGINES (COMPRESSION-IGNITION ENGINES)**	Western Hemisphere	37.14	
		Canada		0.37
		Latin American Countries		36.77
		Other Western Hemisphere Countries		-
		Western Europe	29.26	
		United Kingdom		19.87
		West Germany		5.27
		Other Western European Countries		4.12
		Soviet Bloc Countries	17.57	
		Asia		
		Japan		17.53
		Communist Countries in Asia		0.001
		Near East Asia		0.001
South Asia		0.04		
Other Asian Countries				
Australia and Oceania	0.002			
Africa				
Total Code	Imports			
351940 00			83.97	

*Source: U.S. Department of Commerce, Bureau of the Census, Report #FT-210 (Annual 1979)

**Automotive-related products are believed to be included in this product class.

TABLE A-1. MOTOR VEHICLE PARTS AND ACCESSORIES - VALUE OF U.S. IMPORTS OF MECHANICAL COMPONENTS IN 1979, BY PRODUCT CLASS AND AREA/COUNTRY OF ORIGIN* (CONT.)

SIC Code	Product Class	Area/Country of Origin	Value of Imports (\$ Millions)	
			For Area	For Country
35197A 00	PISTON-TYPE ENGINES, NOT SPECIFIED**	Western Hemisphere	11.89	
		Canada		2.66
		Latin American Countries		9.24
		Other Western Hemisphere Countries		
		Western Europe	14.94	
		United Kingdom		8.50
		West Germany		3.55
		Other Western European Countries		2.89
		Soviet Bloc Countries	0.02	
		Asia	82.46	
		Japan		81.47
		Communist Countries in Asia		-
		Near East Asia		0.003
South Asia		0.64		
Other Asian Countries		0.35		
Australia and Oceania				
Africa				
Total Code	Imports			
	35197A 00		109.31	

*Source: U.S. Department of Commerce, Bureau of the Census, Report #FT-210 (Annual 1979)

**Automotive-related products are believed to be included in this product class.

TABLE A-1. MOTOR VEHICLE PARTS AND ACCESSORIES - VALUE OF U.S. IMPORTS OF MECHANICAL COMPONENTS IN 1979, BY PRODUCT CLASS AND AREA/COUNTRY OF ORIGIN* (CONT.)

SIC Code	Product Class	Area/Country of Origin	Value of Imports (\$ Millions)	
			For Area	For Country
35199D 20	FUEL INJECTION PUMPS & PARTS THEREOF FOR COMPRESSION-IGNITION ENGINES**	Western Hemisphere	1.71	
		Canada		0.59
		Latin American Countries		1.12
		Other Western Hemisphere Countries		-
		Western Europe	73.51	
		United Kingdom		13.47
		West Germany		20.14
		Other Western European Countries		39.91
		Soviet Bloc Countries	0.58	
		Asia	4.78	
		Japan		4.74
		Communist Countries in Asia		-
		Near East Asia		0.03
South Asia		0.001		
Other Asian Countries				
Australia and Oceania	-			
Africa	-			
Total Code	Imports			
35199D 20			80.60	

*Source: U.S. Department of Commerce, Bureau of the Census, Report #FT-210 (Annual 1979)

**Automotive-related products are believed to be included in this product class.

TABLE A-1. MOTOR VEHICLE PARTS AND ACCESSORIES - VALUE OF U.S. IMPORTS OF MECHANICAL COMPONENTS IN 1979, BY PRODUCT CLASS AND AREA/COUNTRY OF ORIGIN* (CONT.)

SIC Code	Product Class	Area/Country of Origin	Value of Imports (\$ Millions)	
			For Area	For Country
35199D 40	PARTS OF AUTOMOTIVE MARINE, AND AIR-CRAFT ENGINES**, NOT SPECIFIED	Western Hemisphere	138.20	
		Canada		90.01
		Latin American Countries		48.19
		Other Western Hemisphere Countries		0.005
		Western Europe	334.69	
		United Kingdom		202.33
		West Germany		76.14
		Other Western European Countries		57.24
		Soviet Bloc Countries	0.30	
		Asia	153.40	
		Japan		145.82
		Communist Countries in Asia		0.006
		Near East Asia		4.40
South Asia		0.15		
Other Asian Countries		3.02		
Australia and Oceania	0.79			
Africa	0.003			
Total Code	Imports			
	35199D 40		628.39	

*Source: U.S. Department of Commerce, Bureau of the Census, Report #FT-210 (Annual 1979)

**Automotive-related products are believed to be included in this product class.

TABLE A-1. MOTOR VEHICLE PARTS AND ACCESSORIES - VALUE OF U.S. IMPORTS OF MECHANICAL COMPONENTS IN 1979, BY PRODUCT CLASS AND AREA/COUNTRY OF ORIGIN* (CONT.)

SIC Code	Product Class	Area/Country of Origin	Value of Imports (\$ Millions)	
			For Area	For Country
356210 00	BALL BEARINGS**	Western Hemisphere	21.83	
		Canada		21.72
		Latin American Countries		0.11
		Other Western Hemisphere Countries		-
		Western Europe	72.56	
		United Kingdom		9.22
		West Germany		39.23
		Other Western European Countries		24.01
		Soviet Bloc Countries	10.99	
		Asia	107.37	
		Japan		97.15
		Communist Countries in Asia		-
		Near East Asia		0.02
		South Asia		0.01
Other Asian Countries		10.18		
Australia and Oceania	0.02			
Africa	0.001			
Total Code	Imports			
356210 00			212.78	

*Source: U.S. Department of Commerce, Bureau of the Census, Report #FT-210 (Annual 1979)

**Automotive-related products are believed to be included in this product class.

TABLE A-1. MOTOR VEHICLE PARTS AND ACCESSORIES - VALUE OF U.S. IMPORTS OF MECHANICAL COMPONENTS IN 1979, BY PRODUCT CLASS AND AREA/COUNTRY OF ORIGIN* (CONT.)

SIC Code	Product Class	Area/Country of Origin	Value of Imports (\$ Millions)	
			For Area	For Country
356220 00	TAPERED ROLLER BEARING CUPS AND CONE ASSEMBLIES**	Western Hemisphere	9.45	
		Canada		9.57
		Latin American Countries		0.38
		Other Western Hemisphere Countries		
		Western Europe	8.28	
		United Kingdom		3.19
		West Germany		3.31
		Other Western European Countries		1.79
		Soviet Bloc Countries	3.45	
		Asia	46.38	
		Japan		46.38
		Communist Countries in Asia		-
		Near East Asia		-
		South Asia		-
Other Asian Countries		0.001		
Australia and Oceania	0.44			
Africa	0.51			
Total Code	Imports			
356220 00		69.03		

*Source: U.S. Department of Commerce, Bureau of the Census, Report #FT-210 (Annual 1979)

**Automotive-related products are believed to be included in this product class.

TABLE A-1. MOTOR VEHICLE PARTS AND ACCESSORIES - VALUE OF U.S. IMPORTS OF MECHANICAL COMPONENTS IN 1979, BY PRODUCT CLASS AND AREA/COUNTRY OF ORIGIN* (CONT.)

SIC Code	Product Class	Area/Country of Origin	Value of Imports (\$ Millions)		
			For Area	For Country	
35629A 40	ANTI-FRICTION ROLLERS**	Western Hemisphere	0.74		
		Canada		0.70	
		Latin American Countries Other Western Hemisphere Countries		0.04	
		Western Europe	6.04		
		United Kingdom		0.34	
		West Germany Other Western European Countries		2.85 2.86	
		Soviet Bloc Countries	0.04		
		Asia		0.03	
		Japan Communist Countries in Asia Near East Asia South Asia Other Asian Countries		- - 0.009	
		Australia and Oceania	-		
		Africa	-		
		Total Code	Imports		
		35629A 40			6.82

*Source: U.S. Department of Commerce, Bureau of the Census, Report #FT-210 (Annual 1979)

**Automotive-related products are believed to be included in this product class.

TABLE A-1. MOTOR VEHICLE PARTS AND ACCESSORIES - VALUE OF U.S. IMPORTS OF MECHANICAL COMPONENTS IN 1979, BY PRODUCT CLASS AND AREA/COUNTRY OF ORIGIN* (CONT.)

SIC Code	Product Class	Area/Country of Origin	Value of Imports (\$ Millions)	
			For Area	For Country
35629A 95	PARTS FOR BALL AND ROLLER BEARINGS**, NOT SPECIFIED	Western Hemisphere	7.65	
		Canada		7.53
		Latin American Countries		0.07
		Other Western Hemisphere Countries		0.04
		Western Europe	63.72	
		United Kingdom		8.79
		West Germany		32.56
		Other Western European Countries		22.37
		Soviet Bloc Countries	1.04	
		Asia	35.86	
		Japan		32.67
		Communist Countries in Asia		-
		Near East Asia		0.002
South Asia		-		
Other Asian Countries		3.18		
Australia and Oceania	0.05			
Africa	0.008			
Total Code	Imports			
35629A 95			108.32	

*Source: U.S. Department of Commerce, Bureau of the Census, Report #FT-210 (Annual 1979)

**Automotive-related products are believed to be included in this product class.

TABLE A-1. MOTOR VEHICLE PARTS AND ACCESSORIES - VALUE OF U.S. IMPORTS OF MECHANICAL COMPONENTS IN 1979, BY PRODUCT CLASS AND AREA/COUNTRY OF ORIGIN* (CONT.)

SIC Code	Product Class	Area/Country of Origin	Value of Imports (\$ Millions)	
			For Area	For Country
356310 20	AIR PUMPS AND VACUUM PUMPS AND PARTS**	Western Hemisphere	7.66	
		Canada		5.04
		Latin American Countries		2.62
		Other Western Hemisphere Countries		
		Western Europe	26.62	
		United Kingdom		5.40
		West Germany		11.57
		Other Western European Countries		9.65
		Soviet Bloc Countries		
		Asia	14.28	
		Japan		4.62
		Communist Countries in Asia		-
		Near East Asia		0.12
		South Asia		9.55
Other Asian Countries				
Australia and Oceania	1.31			
Africa	0.001			
Total Code	Imports			
	356310 20		49.88	

*Source: U.S. Department of Commerce, Bureau of the Census, Report #FT-210 (Annual 1979)

**Automotive-related products are believed to be included in this product class.

TABLE A-1. MOTOR VEHICLE PARTS AND ACCESSORIES - VALUE OF U.S. IMPORTS OF MECHANICAL COMPONENTS IN 1979, BY PRODUCT CLASS AND AREA/COUNTRY OF ORIGIN* (CONT.)

SIC Code	Product Class	Area/Country of Origin	Value of Imports (\$ Millions)		
			For Area	For Country	
358540 10	COMPRESSORS, REFRIGERATION AND AIR CONDITIONING TYPE, NOT OVER 3 HP**	Western Hemisphere	26.21	0.15	0.05
		Canada		0.10	
		Latin American Countries			
		Other Western Hemisphere Countries			
		Western Europe		0.26	
		United Kingdom		2.66	
		West Germany		23.29	
		Other Western European Countries			
		Soviet Bloc Countries			
		Asia		39.93	
		Japan		36.20	
		Communist Countries in Asia		0.07	
		Near East Asia		3.65	
		South Asia			
Other Asian Countries					
Australia and Oceania					
Africa					
Total Code	Imports	66.29			
358540 10					

*Source: U.S. Department of Commerce, Bureau of the Census, Report #FT-210 (Annual 1979)

**Automotive-related products are believed to be included in this product class.

TABLE A-1. MOTOR VEHICLE PARTS AND ACCESSORIES - VALUE OF U.S. IMPORTS OF MECHANICAL COMPONENTS IN 1979, BY PRODUCT CLASS AND AREA/COUNTRY OF ORIGIN* (CONT.)

SIC Code	Product Class	Area/Country of Origin	Value of Imports (\$ Millions)	
			For Area	For Country
358540 20	COMPRESSORS, REFRIGERATION AND AIR CONDITIONING TYPE, OVER 3 BUT NOT OVER 10 HP**	Western Hemisphere	0.07	
		Canada		0.07
		Latin American Countries		-
		Other Western Hemisphere Countries		
		Western Europe	0.89	
		United Kingdom		0.22
		West Germany		0.01
		Other Western European Countries		0.65
		Soviet Bloc Countries		
		Asia	15.00	
		Japan		15.00
		Communist Countries in Asia		-
		Near East Asia		-
South Asia				
Other Asian Countries				
Australia and Oceania				
Africa				
Total Code	Imports			
358540 20		15.96		

*Source: U.S. Department of Commerce, Bureau of the Census, Report #FT-210 (Annual 1979)

**Automotive-related products are believed to be included in this product class.

TABLE A-1. MOTOR VEHICLE PARTS AND ACCESSORIES - VALUE OF U.S. IMPORTS OF MECHANICAL COMPONENTS IN 1979, BY PRODUCT CLASS AND AREA/COUNTRY OF ORIGIN* (CONT.)

SIC Code	Product Class	Area/Country of Origin	Value of Imports (\$ Millions)		
			For Area	For Country	
371110 40	CHASSIS FOR PASSENGER AUTOMOBILES	Western Hemisphere	0.01	0.002 0.009	
		Canada			
		Latin American Countries Other Western Hemisphere Countries			
		Western Europe	0.13	0.11 0.02 -	
		United Kingdom			
		West Germany Other Western European Countries			
		Soviet Bloc Countries	0.005	0.004	
		Asia			
		Japan Communist Countries in Asia Near East Asia South Asia Other Asian Countries			
		Australia and Oceania	-	0.001	
		Africa			
		Total Code	Imports	0.14	
		371110 40			

*Source: U.S. Department of Commerce, Bureau of the Census, Report #FT-210 (Annual 1979)

**Automotive-related products are believed to be included in this product class.

TABLE A-1. MOTOR VEHICLE PARTS AND ACCESSORIES - VALUE OF U.S. IMPORTS OF MECHANICAL COMPONENTS IN 1979, BY PRODUCT CLASS AND AREA/COUNTRY OF ORIGIN* (CONT.)

SIC Code	Product Class	Area/Country of Origin	Value of Imports (\$ Millions)	
			For Area	For Country
37112C 01	MOTOR VEHICLES, NOT SPECIFIED, (EXCEPT MOTORCYCLES), MOTOR VEHICLE CHASSIS, NOT SPECIFIED**	Western Hemisphere	1840.16	
		Canada		1804.23
		Latin American Countries		35.93
		Other Western Hemisphere Countries		
		Western Europe	59.33	
		United Kingdom		11.86
		West Germany		15.41
		Other Western European Countries		32.08
		Soviet Bloc Countries	4.47	
		Asia	1390.61	
		Japan		1390.37
		Communist Countries in Asia		-
		Near East Asia		0.002
South Asia		-		
Other Asian Countries		0.21		
Australia and Oceania	-			
Africa	0.002			
Total Code	Imports			
37112C 01			3294.57	

*Source: U.S. Department of Commerce, Bureau of the Census, Report #FT-210 (Annual 1979)

**Automotive-related products are believed to be included in this product class.

TABLE A-1. MOTOR VEHICLE PARTS AND ACCESSORIES - VALUE OF U.S. IMPORTS OF MECHANICAL COMPONENTS IN 1979, BY PRODUCT CLASS AND AREA/COUNTRY OF ORIGIN* (CONT.)

SIC Code	Product Class	Area/Country of Origin	Value of Imports (\$ Millions)	
			For Area	For Country
371150 00	BODIES FOR PASSENGER AUTOMOBILES	Western Hemisphere	0.24	
		Canada		0.02
		Latin American Countries Other Western Hemisphere Countries		0.21
		Western Europe	0.23	
		United Kingdom		0.07
		West Germany Other Western European Countries		0.15 0.009
		Soviet Bloc Countries	-	
		Asia	0.08	
		Japan		0.005
		Communist Countries in Asia Near East Asia		
		South Asia		
		Other Asian Countries		- 0.08
		Australia and Oceania	-	
		Africa	-	
Total Code	Imports			
371150 00		00.55		

*Source: U.S. Department of Commerce, Bureau of the Census, Report #FT-210 (Annual 1979)

**Automotive-related products are believed to be included in this product class.

TABLE A-1. MOTOR VEHICLE PARTS AND ACCESSORIES - VALUE OF U.S. IMPORTS OF MECHANICAL COMPONENTS IN 1979, BY PRODUCT CLASS AND AREA/COUNTRY OF ORIGIN* (CONT.)

SIC Code	Product Class	Area/Country of Origin	Value of Imports (\$ Millions)	
			For Area	For Country
371310 00	BODIES FOR MOTOR VEHICLES**, NOT SPECIFIED	Western Hemisphere	167.10	158.55 8.55
		Canada		
		Latin American Countries Other Western Hemisphere Countries		
		Western Europe	0.49	0.29 0.10 0.10
		United Kingdom		
		West Germany Other Western European Countries		
		Soviet Bloc Countries	114.32	114.23
		Asia		
		Japan		
		Communist Countries in Asia Near East Asia South Asia Other Asian Countries		
		Australia and Oceania		
		Africa	281.92	-
		Total Code		
371310 00				

*Source: U.S. Department of Commerce, Bureau of the Census, Report #FT-210 (Annual 1979)

**Automotive-related products are believed to be included in this product class.

TABLE A-1. MOTOR VEHICLE PARTS AND ACCESSORIES - VALUE OF U.S. IMPORTS OF MECHANICAL COMPONENTS IN 1979, BY PRODUCT CLASS AND AREA/COUNTRY OF ORIGIN* (CONT.)

SIC Code	Product Class	Area/Country of Origin	Value of Imports (\$ Millions)	
			For Area	For Country
3714XJ 10	PISTON-TYPE ENGINES FOR AUTOMOBILES, TRUCKS AND BUSES, EXCEPT COMPRESSION IGNITION ENGINES	Western Hemisphere	575.95	
		Canada		517.54
		Latin American Countries		58.13
		Other Western Hemisphere Countries		0.28
		Western Europe	218.94	
		United Kingdom		4.88
		West Germany		210.50
		Other Western European Countries		3.56
		Soviet Bloc Countries	-	
		Asia	2.07	
		Japan		2.03
		Communist Countries in Asia		-
		Near East Asia		-
		South Asia		0.003
Other Asian Countries		-		
Australia and Oceania	0.001			
Africa	0.005			
Total Code	Imports			
3714XJ 10		796.97		

*Source: U.S. Department of Commerce, Bureau of the Census, Report #FT-210 (Annual 1979)

**Automotive-related products are believed to be included in this product class.

TABLE A-1. MOTOR VEHICLE PARTS AND ACCESSORIES - VALUE OF U.S. IMPORTS OF MECHANICAL COMPONENTS IN 1979, BY PRODUCT CLASS AND AREA/COUNTRY OF ORIGIN* (CONT.)

SIC Code	Product Class	Area/Country of Origin	Value of Imports (\$ Millions)	
			For Area	For Country
3714XJ 20	MOTOR VEHICLE WHEELS DESIGNED TO BE MOUNTED WITH PNEUMATIC TIRES**	Western Hemisphere	120.49	
		Canada		92.75
		Latin American Countries		27.73
		Other Western Hemisphere Countries		
		Western Europe	16.88	
		United Kingdom		9.02
		West Germany		4.38
		Other Western European Countries		3.48
		Soviet Bloc Countries	-	
		Asia	5.65	
		Japan		5.45
		Communist Countries in Asia		
		Near East Asia		0.005
South Asia				
Other Asian Countries		0.190		
Australia and Oceania	0.002			
Africa	0.19			
Total Code	Imports			
3714XJ 20		143.22		

*Source: U.S. Department of Commerce, Bureau of the Census, Report #FT-210 (Annual 1979)
 **Automotive-related products are believed to be included in this product class.

TABLE A-1. MOTOR VEHICLE PARTS AND ACCESSORIES - VALUE OF U.S. IMPORTS OF MECHANICAL COMPONENTS IN 1979, BY PRODUCT CLASS AND AREA/COUNTRY OF ORIGIN* (CONT.)

SIC Code	Product Class	Area/Country of Origin	Value of Imports (\$ Millions)			
			For Area	For Country		
3714XJ 30	RADIATORS - MOTOR VEHICLE	Western Hemisphere	41.77	40.13		
		Canada			1.63	
		Latin American Countries Other Western Hemisphere Countries				
		Western Europe	4.11	0.20		
		United Kingdom			3.46	
		West Germany Other Western European Countries				
		Soviet Bloc Countries	3.83	2.93		
		Asia			0.04	
		Japan Communist Countries in Asia Near East Asia South Asia Other Asian Countries				
		Australia and Oceania	-	0.85		
		Africa	-			
		Total Code	Imports			
			3714XJ 30		49.70	

*Source: U.S. Department of Commerce, Bureau of the Census, Report #FT-210 (Annual 1979)

**Automotive-related products are believed to be included in this product class.

TABLE A-1. MOTOR VEHICLE PARTS AND ACCESSORIES - VALUE OF U.S. IMPORTS OF MECHANICAL COMPONENTS IN 1979, BY PRODUCT CLASS AND AREA/COUNTRY OF ORIGIN* (CONT.)

SIC Code	Product Class	Area/Country of Origin	Value of Imports (\$ Millions)	
			For Area	For Country
3714XJ 40	MUFFLERS AND TAIL-PIPES FOR MOTOR VEHICLES	Western Hemisphere	63.02	56.67 6.35
		Canada		
		Latin American Countries Other Western Hemisphere Countries		
		Western Europe	31.23	1.80 19.99 9.43
		United Kingdom		
		West Germany Other Western European Countries		
		Soviet Bloc Countries	0.04	
		Asia	14.46	14.18 - 0.004
		Japan		
		Communist Countries in Asia Near East Asia		
		South Asia Other Asian Countries		
		Australia and Oceania	-	
Africa	-			
Total Code	Imports			
	3714XJ 40		109.29	

*Source: U.S. Department of Commerce, Bureau of the Census, Report #FT-210 (Annual 1979)

**Automotive-related products are believed to be included in this product class.

TABLE A-1. MOTOR VEHICLE PARTS AND ACCESSORIES - VALUE OF U.S. IMPORTS OF MECHANICAL COMPONENTS IN 1979, BY PRODUCT CLASS AND AREA/COUNTRY OF ORIGIN* (CONT.)

SIC Code	Product Class	Area/Country of Origin	Value of Imports (\$ Millions)	
			For Area	For Country
3714XJ 50	MOTOR VEHICLE PUMPS FOR LIQUIDS	Western Hemisphere	7.31	
		Canada		4.50
		Latin American Countries Other Western Hemisphere Countries		2.81
		Western Europe	17.45	
		United Kingdom		4.63
		West Germany Other Western European Countries		8.67 4.13
		Soviet Bloc Countries	0.002	
		Asia	14.20	
		Japan		13.78
		Communist Countries in Asia Near East Asia		0.002 0.002
		South Asia Other Asian Countries		0.38
		Australia and Oceania	0.25	
		Africa	-	
Total Code	Imports			
3714XJ 50		39.22		

*Source: U.S. Department of Commerce, Bureau of the Census, Report #FT-210 (Annual 1979)

**Automotive-related products are believed to be included in this product class.

TABLE A-1. MOTOR VEHICLE PARTS AND ACCESSORIES - VALUE OF U.S. IMPORTS OF MECHANICAL COMPONENTS IN 1979, BY PRODUCT CLASS AND AREA/COUNTRY OF ORIGIN* (CONT.)

SIC Code	Product Class	Area/Country of Origin	Value of Imports (\$ Millions)			
			For Area	For Country		
3714XJ 55	BRAKES AND PARTS THEREOF FOR MOTOR VEHICLES	Western Hemisphere	239.65	232.13		
		Canada			7.52	
		Latin American Countries Other Western Hemisphere Countries			-	
		Western Europe	33.16	5.08	18.51	
		United Kingdom				9.51
		West Germany Other Western European Countries				
		Soviet Bloc Countries	0.38			
		Asia	17.54	16.65	0.41	
		Japan				
		Communist Countries in Asia				
		Near East Asia				
		South Asia Other Asian Countries				
		Australia and Oceania	1.07			
Africa	0.25					
Total Code	Imports					
3714XJ 55			292.04			

*Source: U.S. Department of Commerce, Bureau of the Census, Report #FT-210 (Annual 1979)

**Automotive-related products are believed to be included in this product class.

TABLE A-1. MOTOR VEHICLE PARTS AND ACCESSORIES - VALUE OF U.S. IMPORTS OF MECHANICAL COMPONENTS IN 1979, BY PRODUCT CLASS AND AREA/COUNTRY OF ORIGIN* (CONT.)

SIC Code	Product Class	Area/Country of Origin	Value of Imports (\$ Millions)	
			For Area	For Country
3714XJ 60	TRANSMISSIONS FOR MOTOR VEHICLES, NOT SPECIFIED**	Western Hemisphere	43.42	
		Canada		0.81
		Latin American Countries		42.61
		Other Western Hemisphere Countries		
		Western Europe	6.38	
		United Kingdom		2.46
		West Germany		2.46
		Other Western European Countries		0.002
		Soviet Bloc Countries		0.002
		Asia	6.55	
		Japan		6.49
		Communist Countries in Asia		0.007
		Near East Asia		0.004
South Asia		0.002		
Other Asian Countries				
Australia and Oceania	0.001			
Africa				
Total Code	Imports			
3714XJ 60			56.38	

*Source: U.S. Department of Commerce, Bureau of the Census, Report #FT-210 (Annual 1979)

**Automotive-related products are believed to be included in this product class.

TABLE A-1. MOTOR VEHICLE PARTS AND ACCESSORIES - VALUE OF U.S. IMPORTS OF MECHANICAL COMPONENTS IN 1979, BY PRODUCT CLASS AND AREA/COUNTRY OF ORIGIN* (CONT.)

SIC Code	Product Class	Area/Country of Origin	Value of Imports (\$ Millions)		
			For Area	For Country	
3714XJ 65	TRANSMISSIONS FOR PASSENGER AUTO-MOBILES	Western Hemisphere	115.70	108.13	
		Canada		7.57	
		Latin American Countries Other Western Hemisphere Countries		15.13	
		Western Europe	280.29	0.52	
		United Kingdom		103.81	
		West Germany Other Western European Countries		175.96	
		Soviet Bloc Countries	22.63	22.63	
		Asia		22.58	
		Japan Communist Countries in Asia Near East Asia South Asia Other Asian Countries		0.02	
		Australia and Oceania	0.004	0.02	
		Africa		0.02	
		Total Code	Imports	418.62	
		3714XJ 65			

*Source: U.S. Department of Commerce, Bureau of the Census, Report #FT-210 (Annual 1979)

**Automotive-related products are believed to be included in this product class.

TABLE A-1. MOTOR VEHICLE PARTS AND ACCESSORIES - VALUE OF U.S. IMPORTS OF MECHANICAL COMPONENTS IN 1979, BY PRODUCT CLASS AND AREA/COUNTRY OF ORIGIN* (CONT.)

SIC Code	Product Class	Area/Country of Origin	Value of Imports (\$ Millions)			
			For Area	For Country		
3714XJ 70	SHOCK ABSORBERS FOR MOTOR VEHICLES	Western Hemisphere	53.24			
		Canada		32.98		
		Latin American Countries Other Western Hemisphere Countries		18.63 14.34		
		Western Europe	14.05			
		United Kingdom		1.36		
		West Germany Other Western European Countries		7.66 5.01		
		Soviet Bloc Countries	6.05			
		Asia				
		Japan Communist Countries in Asia Near East Asia South Asia Other Asian Countries		6.05		
		Australia and Oceania	-			
		Africa				
		Total Code	Imports		0.002	
		3714XJ 70			53.24	

*Source: U.S. Department of Commerce, Bureau of the Census, Report #FT-210 (Annual 1979)

**Automotive-related products are believed to be included in this product class.

TABLE A-1. MOTOR VEHICLE PARTS AND ACCESSORIES - VALUE OF U.S. IMPORTS OF MECHANICAL COMPONENTS IN 1979, BY PRODUCT CLASS AND AREA/COUNTRY OF ORIGIN* (CONT.)

SIC Code	Product Class	Area/Country of Origin	Value of Imports (\$ Millions)	
			For Area	For Country
3714XJ 95	PARTS FOR MOTOR VEHICLES, INCLUDING PARTS FOR INTERNAL COMBUSTION ENGINES, NOT SPECIFIED**	Western Hemisphere	1850.09	
		Canada		1708.03
		Latin American Countries		141.93
		Other Western Hemisphere Countries		0.13
		Western Europe	444.95	
		United Kingdom		118.66
		West Germany		211.22
		Other Western European Countries	150.71	
		Soviet Bloc Countries	12.93	
		Asia	337.75	
		Japan		310.43
		Communist Countries in Asia		0.002
		Near East Asia		8.03
		South Asia	1.61	
Other Asian Countries	17.67			
Australia and Oceania	2.90			
Africa	1.95			
Total Code	Imports			
3714XJ 95			2650.57	

*Source: U.S. Department of Commerce, Bureau of the Census, Report #FT-210 (Annual 1979)

**Automotive-related products are believed to be included in this product class.

TABLE A-1. MOTOR VEHICLE PARTS AND ACCESSORIES - VALUE OF U.S. IMPORTS OF MECHANICAL COMPONENTS IN 1979, BY PRODUCT CLASS AND AREA/COUNTRY OF ORIGIN* (CONT.)

SIC Code	Product Class	Area/Country of Origin	Value of Imports (\$ Millions)		
			For Area	For Country	
382420 00	METERS, GAS AND LIQUID SUPPLY OR PRODUCTION AND PARTS THEREOF, NOT SPECIFIED**	Western Hemisphere	6.39		
		Canada		1.88	
		Latin American Countries		4.50	
		Other Western Hemisphere Countries		-	
		Western Europe	2.87		
		United Kingdom		1.58	
		West Germany		.92	
		Other Western European Countries		.37	
		Soviet Bloc Countries			
		Asia	1.39		
		Japan			.28
		Communist Countries in Asia			-
		Near East Asia			.74
		South Asia			.02
Other Asian Countries			.35		
Australia and Oceania					
Africa					
Total Code	Imports				
382420 00			10.64		

*Source: U.S. Department of Commerce, Bureau of the Census, Report #FT-210 (Annual 1979)

**Automotive-related products are believed to be included in this product class.

TABLE A-2. MOTOR VEHICLE PARTS AND ACCESSORIES - VALUE OF U.S. IMPORTS OF "OTHER AUTOMOTIVE" COMPONENTS IN 1979, BY PRODUCT CLASS AND AREA/COUNTRY OF ORIGIN*

SIC Code	Product Class	Area/Country of Origin	Value of Imports (\$ Millions)			
			For Area	For Country		
301110 01	PNEUMATIC TIRES, PASSENGER CAR, NEW	Western Hemisphere	136.96	127.08		
		Canada			9.88	
		Latin American Countries Other Western Hemisphere Countries				
		Western Europe	246.68			
		United Kingdom				15.31
		West Germany Other Western European Countries				42.36 189.01
		Soviet Bloc Countries	0.77			
		Asia	38.37			
		Japan				28.97
		Communist Countries in Asia				3.93
		Near East Asia South Asia Other Asian Countries				0.008 5.39
		Australia and Oceania	0.56			
		Africa	0.002			
Total Code	Imports	423.34				
301110 01						

*Source: U.S. Department of Commerce, Bureau of the Census, Report #FT-210 (Annual 1979)

**Automotive-related products are believed to be included in this product class.

TABLE A-2. MOTOR VEHICLE PARTS AND ACCESSORIES - VALUE OF U.S. IMPORTS OF "OTHER AUTOMOTIVE" COMPONENTS IN 1979, BY PRODUCT CLASS AND AREA/COUNTRY OF ORIGIN* (CONT.)

SIC Code	Product Class	Area/Country of Origin	Value of Imports (\$ Millions)	
			For Area	For Country
301120 00	PNEUMATIC TIRES TRUCK AND BUS, NEW**	Western Hemisphere	72.15	70.28
		Canada		1.87
		Latin American Countries		
		Other Western Hemisphere Countries		
		Western Europe	246.43	
		United Kingdom		30.41
		West Germany		42.06
		Other Western European Countries		173.96
		Soviet Bloc Countries	4.82	
		Asia	169.55	
		Japan		128.27
		Communist Countries in Asia		2.94
		Near East Asia		2.94
		South Asia		2.09
Other Asian Countries		36.25		
Australia and Oceania	0.001			
Africa				
Total Code	Imports	492.96		
	301120 00			

*Source: U.S. Department of Commerce, Bureau of the Census, Report #FT-210 (Annual 1979)

**Automotive-related products are believed to be included in this product class.

TABLE A-2. MOTOR VEHICLE PARTS AND ACCESSORIES - VALUE OF U.S. IMPORTS OF "OTHER AUTOMOTIVE" COMPONENTS IN 1979, BY PRODUCT CLASS AND AREA/COUNTRY OF ORIGIN* (CONT.)

SIC Code	Product Class	Area/Country of Origin	Value of Imports (\$ Millions)	
			For Area	For Country
301140 98	TUBES FOR TIRES**, NOT SPECIFIED	Western Hemisphere	2.57	2.55
		Canada		
		Latin American Countries Other Western Hemisphere Countries		
		Western Europe	14.50	1.90
		United Kingdom		
		West Germany Other Western European Countries		
		Soviet Bloc Countries	0.13	0.37
		Asia		
		Japan	14.83	8.84
		Communist Countries in Asia		
		Near East Asia		
		South Asia Other Asian Countries		
		Australia and Oceania	0.001	0.05
Africa				
Total Code	Imports	32.03	0.10	
301140 98				5.84

*Source: U.S. Department of Commerce, Bureau of the Census, Report #FT-210 (Annual 1979)

**Automotive-related products are believed to be included in this product class.

TABLE A-2. MOTOR VEHICLE PARTS AND ACCESSORIES - VALUE OF U.S. IMPORTS OF "OTHER AUTOMOTIVE" COMPONENTS IN 1979, BY PRODUCT CLASS AND AREA/COUNTRY OF ORIGIN* (CONT.)

SIC Code	Product Class	Area/Country of Origin	Value of Imports (\$ Millions)		
			For Area	For Country	
364100 30	SEALED BEAM LAMPS, ELECTRIC FILAMENT**	Western Hemisphere	10.10	9.77	
		Canada			0.33
		Latin American Countries			
		Other Western Hemisphere Countries			
		Western Europe	0.68	0.04	
		United Kingdom	0.23	0.40	
		West Germany	0.006		
		Other Western European Countries			
		Soviet Bloc Countries			
		Asia	1.60	1.50	
		Japan		0.02	
		Communist Countries in Asia		0.08	
		Near East Asia			
South Asia					
Other Asian Countries					
Australia and Oceania					
Africa					
Total Code	Imports		12.38		
	364100 30				

*Source: U.S. Department of Commerce, Bureau of the Census, Report #FT-210 (Annual 1979)

**Automotive-related products are believed to be included in this product class.

TABLE A-2. MOTOR VEHICLE PARTS AND ACCESSORIES - VALUE OF U.S. IMPORTS OF "OTHER AUTOMOTIVE" COMPONENTS IN 1979, BY PRODUCT CLASS AND AREA/COUNTRY OF ORIGIN* (CONT.)

SIC Code	Product Class	Area/Country of Origin	Value of Imports (\$ Millions)	
			For Area	For Country
364100 83	TUNSTEN HALOGEN LAMPS**	Western Hemisphere	9.46	9.46
		Canada		
		Latin American Countries		
		Other Western Hemisphere Countries		
		Western Europe		
		United Kingdom		
		West Germany		
		Other Western European Countries		
		Soviet Bloc Countries		
		0.30		
		Asia		
		Japan		
		Communist Countries in Asia		
Near East Asia				
South Asia				
Other Asian Countries				
Australia and Oceania				
Africa				
Total Code	Imports	0.09	1.81	
364100 83			0.12	0.09
			0.12	1.90
			0.05	0.09
				11.75

*Source: U.S. Department of Commerce, Bureau of the Census, Report #FT-210 (Annual 1979)

**Automotive-related products are believed to be included in this product class.

TABLE A-2. MOTOR VEHICLE PARTS AND ACCESSORIES - VALUE OF U.S. IMPORTS OF "OTHER AUTOMOTIVE" COMPONENTS IN 1979, BY PRODUCT CLASS AND AREA/COUNTRY OF ORIGIN* (CONT.)

SIC Code	Product Class	Area/Country of Origin	Value of Imports (\$ Millions)	
			For Area	For Country
364100 86	ELECTRIC FILAMENT LAMPS, NOT SPECIFIED**	Western Hemisphere	1.94	1.94
		Canada		
		Latin American Countries		
		Other Western Hemisphere Countries		
		Western Europe		
		United Kingdom		
		West Germany		
		Other Western European Countries		
		Soviet Bloc Countries		
		Asia		
Japan	0.94	0.47		
Communist Countries in Asia				
Near East Asia				
South Asia				
Other Asian Countries				
Australia and Oceania				
Africa				
Total Code			9.05	0.47
364100 86				

*Source: U.S. Department of Commerce, Bureau of the Census, Report #FT-210 (Annual 1979)

**Automotive-related products are believed to be included in this product class.

TABLE A-2. MOTOR VEHICLE PARTS AND ACCESSORIES - VALUE OF U.S. IMPORTS OF "OTHER AUTOMOTIVE" COMPONENTS IN 1979, BY PRODUCT CLASS AND AREA/COUNTRY OF ORIGIN* (CONT.)

SIC Code	Product Class	Area/Country of Origin	Value of Imports (\$ Millions)	
			For Area	For Country
365110 34	RADIO-TAPE PLAYER COMBINATIONS FOR MOTOR VEHICLES	Western Hemisphere	1.25	1.25
		Canada		
		Latin American Countries		
		Other Western Hemisphere Countries		
		Western Europe		
		United Kingdom		
		West Germany		
		Other Western European Countries		
		Soviet Bloc Countries		
		Asia		
		Japan		
Communist Countries in Asia				
Near East Asia				
South Asia				
Other Asian Countries				
Australia and Oceania				
Africa				
Total Code	Imports	440.76		
365110 34				

*Source: U.S. Department of Commerce, Bureau of the Census, Report #FT-210 (Annual 1979)

**Automotive-related products are believed to be included in this product class.

TABLE A-2. MOTOR VEHICLE PARTS AND ACCESSORIES - VALUE OF U.S. IMPORTS OF "OTHER AUTOMOTIVE" COMPONENTS IN 1979, BY PRODUCT CLASS AND AREA/COUNTRY OF ORIGIN* (CONT.)

SIC Code	Product Class	Area/Country of Origin	Value of Imports (\$ Millions)	
			For Area	For Country
365110 65	RADIO RECEIVERS, SOLID STATE DESIGNED FOR MOTOR VEHICLES	Western Hemisphere	102.36	
		Canada		42.04
		Latin American Countries		60.32
		Other Western Hemisphere Countries		
		Western Europe	5.10	
		United Kingdom		0.003
		West Germany		5.05
		Other Western European Countries		0.04
		Soviet Bloc Countries		
		Asia	59.04	
		Japan		43.08
Communist Countries in Asia				
Near East Asia				
South Asia				
Other Asian Countries		15.96		
Australia and Oceania				
Africa				
Total Code	Imports		166.50	
	365110 65			

*Source: U.S. Department of Commerce, Bureau of the Census, Report #FT-210 (Annual 1979)

**Automotive-related products are believed to be included in this product class.

TABLE A-2. MOTOR VEHICLE PARTS AND ACCESSORIES - VALUE OF U.S. IMPORTS OF "OTHER AUTOMOTIVE" COMPONENTS IN 1979, BY PRODUCT CLASS AND AREA/COUNTRY OF ORIGIN* (CONT.)

SIC Code	Product Class	Area/Country of Origin	Value of Imports (\$ Millions)	
			For Area	For Country
36514A 55	AUDIO TAPE PLAYERS FOR MOTOR VEHICLES	Western Hemisphere	0.02	0.02
		Canada		
		Latin American Countries Other Western Hemisphere Countries		
		Western Europe	0.06	0.03 0.02 0.007
		United Kingdom		
		West Germany Other Western European Countries		
		Soviet Bloc Countries	52.32	34.74
		Asia		
		Japan Communist Countries in Asia Near East Asia South Asia Other Asian Countries		
		Australia and Oceania	52.40	17.58
		Africa		
Total Code Imports 36514A 55				

*Source: U.S. Department of Commerce, Bureau of the Census, Report #FT-210 (Annual 1979)

**Automotive-related products are believed to be included in this product class.

TABLE A-2. MOTOR VEHICLE PARTS AND ACCESSORIES - VALUE OF U.S. IMPORTS OF "OTHER AUTOMOTIVE" COMPONENTS IN 1979, BY PRODUCT CLASS AND AREA/COUNTRY OF ORIGIN* (CONT.)

SIC Code	Product Class	Area/Country of Origin	Value of Imports (\$ Millions)	
			For Area	For Country
3691XX 00	STORAGE BATTERIES, AND PARTS THEREOF, NOT SPECIFIED**	Western Hemisphere	46.35	
		Canada		16.70
		Latin American Countries		29.65
		Other Western Hemisphere Countries		
		Western Europe	16.70	
		United Kingdom		4.96
		West Germany		2.85
		Other Western European Countries		8.88
		Soviet Bloc Countries	0.003	
		Asia	32.50	
		Japan		23.79
		Communist Countries in Asia		
		Near East Asia		0.16
		South Asia		
Other Asian Countries		8.55		
Australia and Oceania	0.003			
Africa	0.003			
Total Code	Imports	95.55		
	3691XX 00			

*Source: U.S. Department of Commerce, Bureau of the Census, Report #FT-210 (Annual 1979)

**Automotive-related products are believed to be included in this product class.

TABLE A-2. MOTOR VEHICLE PARTS AND ACCESSORIES - VALUE OF U.S. IMPORTS OF "OTHER AUTOMOTIVE" COMPONENTS IN 1979, BY PRODUCT CLASS AND AREA/COUNTRY OF ORIGIN* (CONT.)

SIC Code	Product Class	Area/Country of Origin	Value of Imports (\$ Millions)	
			For Area	For Country
369410 00	IGNITION WIRING SETS AND WIRING SETS DESIGNED FOR USE IN TRANSPORTATION EQUIPMENT**	Western Hemisphere	66.23	
		Canada		23.11
		Latin American Countries		43.12
		Other Western Hemisphere Countries		
		Western Europe	2.77	
		United Kingdom		0.23
		West Germany		2.02
		Other Western European Countries		0.51
		Soviet Bloc Countries		
		Asia	15.62	
		Japan		2.46
		Communist Countries in Asia		
		Near East Asia		
South Asia				
Other Asian Countries		13.16		
Australia and Oceania	0.001			
Africa				
Total Code	Imports			
369410 00			84.63	

*Source: U.S. Department of Commerce, Bureau of the Census, Report #FT-210 (Annual 1979)

**Automotive-related products are believed to be included in this product class.

TABLE A-2. MOTOR VEHICLE PARTS AND ACCESSORIES - VALUE OF U.S. IMPORTS OF "OTHER AUTOMOTIVE" COMPONENT IN 1979, BY PRODUCT CLASS AND AREA/COUNTRY OF ORIGIN* (CONT.)

SIC Code	Product Class	Area/Country of Origin	Value of Imports (\$ Millions)	
			For Area	For Country
369420 01	BATTERY CHARGING GENERATORS AND ALTERNATORS**	Western Hemisphere	0.42	
		Canada		0.32
		Latin American Countries		0.10
		Other Western Hemisphere Countries		
		Western Europe	6.05	
		United Kingdom		0.72
		West Germany		3.14
		Other Western European Countries		2.19
		Soviet Bloc Countries	0.02	
		Asia	7.69	
		Japan		7.09
		Communist Countries in Asia		
		Near East Asia		6.12
South Asia				
Other Asian Countries		0.50		
Australia and Oceania				
Africa		0.04		
Total Code	Imports		14.22	
	369420 01			

*Source: U.S. Department of Commerce, Bureau of the Census, Report #FT-210 (Annual 1979)

**Automotive-related products are believed to be included in this product class.

TABLE A-2. MOTOR VEHICLE PARTS AND ACCESSORIES - VALUE OF U.S. IMPORTS OF "OTHER AUTOMOTIVE" COMPONENTS IN 1979, BY PRODUCT CLASS AND AREA/COUNTRY OF ORIGIN* (CONT.)

SIC Code	Product Class	Area/Country of Origin	Value of Imports (\$ Millions)	
			For Area	For Country
369430 00	STARTER MOTORS FOR INTERNAL COMBUSTION ENGINES**	Western Hemisphere	0.37	
		Canada		0.28
		Latin American Countries		0.09
		Other Western Hemisphere Countries		
		Western Europe	16.41	
		United Kingdom		4.51
		West Germany		10.80
		Other Western European Countries		1.25
		Soviet Bloc Countries	0.006	
		Asia	16.89	
		Japan		16.84
		Communist Countries in Asia		0.02
		Near East Asia		0.001
		South Asia		0.01
Other Asian Countries				
Australia and Oceania	0.003			
Africa	0.03			
Total Code	Imports	33.71		
369430 00				

*Source: U.S. Department of Commerce, Bureau of the Census, Report #FT-210 (Annual 1979)
 **Automotive-related products are believed to be included in this product class.

TABLE A-2. MOTOR VEHICLE PARTS AND ACCESSORIES - VALUE OF U.S. IMPORTS OF "OTHER AUTOMOTIVE" COMPONENTS IN 1979, BY PRODUCT CLASS AND AREA/COUNTRY OF ORIGIN* (CONT.)

SIC Code	Product Class	Area/Country of Origin	Value of Imports (\$ Millions)	
			For Area	For Country
369440 00	SPARK PLUGS FOR INTERNAL COMBUSTION ENGINES**	Western Hemisphere	0.78	0.75 0.03
		Canada		
		Latin American Countries Other Western Hemisphere Countries		
		Western Europe	14.67	0.51 13.33 0.82
		United Kingdom		
		West Germany Other Western European Countries		
		Soviet Bloc Countries	13.44	13.24
		Asia		
		Japan Communist Countries in Asia Near East Asia South Asia Other Asian Countries		
		Australia and Oceania	0.002	0.19
		Africa		
		Total Code	Imports	28.90
369440 00				

*Source: U.S. Department of Commerce, Bureau of the Census, Report #FT-210 (Annual 1979)

**Automotive-related products are believed to be included in this product class.

TABLE A-2. MOTOR VEHICLE PARTS AND ACCESSORIES - VALUE OF U.S. IMPORTS OF "OTHER AUTOMOTIVE" COMPONENTS IN 1979, BY PRODUCT CLASS AND AREA/COUNTRY OF ORIGIN* (CONT.)

SIC Code	Product Class	Area/Country of Origin	Value of Imports (\$ Millions)	
			For Area	For Country
36945A 20	IGNITION COILS FOR INTERNAL COMBUSTION ENGINES**	Western Hemisphere	0.06	
		Canada		0.03
		Latin American Countries		0.63
		Other Western Hemisphere Countries		
		Western Europe	3.14	
		United Kingdom		0.16
		West Germany		2.76
		Other Western European Countries		0.11
		Soviet Bloc Countries	0.001	
		Asia	3.33	
		Japan		2.99
		Communist Countries in Asia		
		Near East Asia		0.002
South Asia		0.34		
Other Asian Countries				
Australia and Oceania				
Africa				
Total Code	Imports		6.53	
36945A 20				

*Source: U.S. Department of Commerce, Bureau of the Census, Report #FT-210 (Annual 1979)

**Automotive-related products are believed to be included in this product class.

TABLE A-2. MOTOR VEHICLE PARTS AND ACCESSORIES - VALUE OF U.S. IMPORTS OF "OTHER AUTOMOTIVE" COMPONENTS IN 1979, BY PRODUCT CLASS AND AREA/COUNTRY OF ORIGIN* (CONT.)

SIC Code	Product Class	Area/Country of Origin	Value of Imports (\$ Millions)	
			For Area	For Country
36945A 40	DISTRIBUTION CON-TRACT (BREAKER) POINT SETS	Western Hemisphere	0.35	
		Canada		0.009
		Latin American Countries		0.34
		Other Western Hemisphere Countries		
		Western Europe	6.35	
		United Kingdom		0.16
		West Germany		5.69
		Other Western European Countries		0.48
		Soviet Bloc Countries		
		Asia	5.01	
		Japan		4.53
		Communist Countries in Asia		
		Near East Asia		
South Asia				
Other Asian Countries		0.42		
Australia and Oceania		0.003		
Africa				
Total Code	Imports		11.71	
	36945A 40			

*Source: U.S. Department of Commerce, Bureau of the Census, Report #FT-210 (Annual 1979)

**Automotive-related products are believed to be included in this product class.

TABLE A-2. MOTOR VEHICLE PARTS AND ACCESSORIES - VALUE OF U.S. IMPORTS OF "OTHER AUTOMOTIVE" COMPONENTS IN 1979, BY PRODUCT CLASS AND AREA/COUNTRY OF ORIGIN* (CONT.)

SIC Code	Product Class	Area/Country of Origin	Value of Imports (\$ Millions)	
			For Area	For Country
36945A 60	ELECTRICAL STARTING AND IGNITION EQUIPMENT** NOT SPECIFIED	Western Hemisphere	40.56	4.96
		Canada		35.60
		Latin American Countries		0.001
		Other Western Hemisphere Countries		
		Western Europe	29.77	3.72
		United Kingdom		23.50
		West Germany		2.54
		Other Western European Countries		
		Soviet Bloc Countries	0.001	
		Asia	24.06	19.99
		Japan		0.08
		Communist Countries in Asia		0.01
		Near East Asia		
South Asia	3.97			
Other Asian Countries				
Australia and Oceania	0.24			
Africa	0.18			
Total Code	Imports	94.82		
36945A 60				

*Source: U.S. Department of Commerce, Bureau of the Census, Report #FT-210 (Annual 1979)
 **Automotive-related products are believed to be included in this product class.

TABLE A-2. MOTOR VEHICLE PARTS AND ACCESSORIES - VALUE OF U.S. IMPORTS OF "OTHER AUTOMOTIVE" COMPONENTS IN 1979, BY PRODUCT CLASS AND AREA/COUNTRY OF ORIGIN* (CONT.)

SIC Code	Product Class	Area/Country of Origin	Value of Imports (\$ Millions)	
			For Area	For Country
36945A 80	ELECTRICAL STARTING AND IGNITION EQUIPMENT CANADIAN ARTICLE, APTA** NOT SPECIFIED	Western Hemisphere Canada Latin American Countries Other Western Hemisphere Countries Western Europe United Kingdom West Germany Other Western European Countries Soviet Bloc Countries Asia Japan Communist Countries in Asia Near East Asia South Asia Other Asian Countries Australia and Oceania Africa Total Code Imports 36945A 80	9.17	9.17

*Source: U.S. Department of Commerce, Bureau of the Census, Report #FT-210 (Annual 1979)

**Automotive-related products are believed to be included in this product class.

TABLE A-3. MOTOR VEHICLE PARTS AND ACCESSORIES - SUMMARY OF U.S. IMPORTS OF MECHANICAL AND OTHER AUTOMOTIVE COMPONENTS IN 1979, BY PRODUCT CLASS

SIC CODE	PRODUCT CLASS	VALUE OF IMPORTS (\$ MILLIONS) FOR AREA
MECHANICAL COMPONENTS PER TABLE A-1		
30412A 00	Rubber or plastic belts and belting	\$ 24.12
30415A 00	Rubber or plastic hose, pipe and tubings, not specified	82.61
32113C 00	Laminated glass	44.09
3452 XX	Iron or steel nuts and bolts	241.12
3452XX 20	Base metal screws	242.81
3452XX 30	Iron or steel washers	20.16
3452XX 50	Base metal nuts, bolts, screws and washers	46.47
3452XX 60	Fasteners	47.61
3462XD 00	Iron or steel forgings	95.80
346500 00	Motor vehicles body stampings	96.96
3493XB 20	Springs and leaves for springs for motor vehicle suspension	170.22
3493XB 40	Hairsprings, springs and leaves for base metal springs	40.69
349450 30	Iron or steel pipe and tube fittings not specified	34.09
349450 40	Copper pipe and tube fittings	3.66
351940 00	Diesel engines	83.97
35197A 00	Piston type engines, not specified	109.31
35199D 20	Fuel injection pumps & parts for diesel engines	80.60
35199D 40	Parts, not specified, of automotive, marine and aircraft engines	628.39
356210 00	Ball bearings	212.78
356220 00	Tapered roller bearing cups and cone assemblies	69.02
35629A 40	Anti-friction rollers	6.82
35629A 95	Parts for ball and roller bearings, not specified	108.32
356310 20	Air pumps and vacuum pumps and parts thereof	49.88
358540 10	Compressors, refrigeration and air conditioning, not over 3 HP	66.29
358540 20	Compressors, refrigeration, and air conditioning, 3-10 HP	15.96
371110 40	Chassis for passenger automobiles	0.14
37112C 01	Motor vehicles (except motorcycles) and motor vehicle chassis	3294.57
371150 00	Bodies for passenger automobiles	0.55
371310 00	Bodies, NSPF, for motor vehicles	281.92
3714XJ 10	Piston type engines for automobiles, trucks, buses	796.97
3714XJ 20	Motor vehicle wheels, pneumatic tire type	143.22

TABLE A-3. MOTOR VEHICLE PARTS AND ACCESSORIES - SUMMARY OF U.S. IMPORTS OF MECHANICAL AND OTHER AUTOMOTIVE COMPONENTS IN 1979, BY PRODUCT CLASS (CONT.)

SIC CODE	PRODUCT CLASS	VALUE OF IMPORTS (\$ MILLIONS) FOR AREA
MECHANICAL COMPONENTS PER TABLE A-1 (CONT.)		
3714XJ 30	Radiators - motor vehicle	\$ 49.70
3714XJ 40	Mufflers and tailpipes for motor vehicles	109.29
3714XJ 55	Motor vehicle pumps for liquids	39.22
3714XJ 60	Brakes and parts thereof for motor vehicles	292.04
3714XJ 65	Transmissions for motor vehicles, not specified	56.38
3714XJ 70	Transmissions for passenger automobiles	418.62
3714XJ 95	Shock absorbers for motor vehicles	53.24
	Parts for motor vehicles and internal combustion engines, not specified	
382420 00	Meters, gauges, instruments, not specified	2,650.57
		<u>10.64</u>
	SUBTOTAL	10,818.82
OTHER AUTOMOTIVE COMPONENTS PER TABLE A-2		
301110 01	Pneumatic tires, passenger cars, new	423.34
301120 00	Pneumatic tires, trucks and buses, new	492.96
301140 98	Tubes for tires, not specified	32.03
364100 30	Sealed beam lamps	12.38
364100 83	Tungsten halogen lamps	11.75
364100 86	Filament lamps, not specified	9.05
365110 34	Radio-tape players for motor vehicles	440.76
365110 65	Radio receivers for motor vehicles	166.49
36514A 55	Tape players for motor vehicles	52.40
3691XX 00	Storage batteries and parts thereof	95.55
369410 00	Ignition wiring sets and wiring sets for transportation equip.	84.63
369420 01	Generators and alternators	14.22
369430 00	Starter Motors	33.71
369440 00	Spark plugs for internal combustion engines	28.90
36945A 20	Ignition coils for internal combustion engines	6.53
		1,072.07
		948.33

TABLE A-3. MOTOR VEHICLE PARTS AND ACCESSORIES - SUMMARY OF U.S. IMPORTS OF MECHANICAL AND OTHER AUTOMOTIVE COMPONENTS IN 1979, BY PRODUCT CLASS (CONT.)

SIC CODE	PRODUCT CLASS	VALUE OF IMPORTS (\$ MILLIONS) FOR AREA
OTHER AUTOMOTIVE COMPONENTS PER TABLE A-2 (CONT.)		
36945A 40	Distributor points, sets Electrical starting and ignition equipment, not specified Electrical starting and ignition equipment, (Canadian APTA)	\$ 11.71
36945A 60		94.82
36945A 80		9.17
SUBTOTAL		
GRAND TOTAL:		

TABLE A-4. MOTOR VEHICLE PARTS AND ACCESSORIES - VALUE OF U.S. IMPORTS OF MECHANICAL COMPONENTS IN 1978, BY PRODUCT CLASS AND AREA/COUNTRY OF ORIGIN*

SIC Code	Product Class	Area/Country of Origin	Value of Imports (\$ Millions)	
			For Area	For Country
30412A 00	BELTING & BELTS, FOR MACHINERY, IN PART OF RUBBER OR PLASTIC**	Western Hemisphere	2.85	
		Canada		2.79
		Latin American Countries		.05
		Other Western Hemisphere Countries		-
		Western Europe	9.72	
		United Kingdom		1.15
		West Germany		4.60
		Other Western European Countries		3.97
		Soviet Bloc Countries	.005	
		Asia	6.21	
		Japan		5.77
		Communist Countries in Asia		-
		Near East Asia		.24
		South Asia		.003
Other Asian Countries		.20		
Australia and Oceania	.01			
Africa	.02			
Total Code 30412A 00	Imports	18.81		

*Source: U.S. Department of Commerce, Bureau of the Census, Report #FT-210 (Annual 1978)

**Automotive-related products are believed to be included in this product class.

TABLE A-4. MOTOR VEHICLE PARTS AND ACCESSORIES - VALUE OF U.S. IMPORTS OF MECHANICAL COMPONENTS IN 1978, BY PRODUCT CLASS AND AREA/COUNTRY OF ORIGIN* (CONT.)

SIC Code	Product Class	Area/Country of Origin	Value of Imports (\$ Millions)	
			For Area	For Country
30415A 00	HOSE, PIPE, & TUBING OF RUBBER OR PLASTIC**	Western Hemisphere	24.75	
		Canada		23.80
		Latin American Countries		.95
		Other Western Hemisphere Countries		-
		Western Europe	30.81	
		United Kingdom		12.35
		West Germany		4.16
		Other Western European Countries		14.30
		Soviet Bloc Countries	.02	
		Asia	10.00	
		Japan		7.58
		Communist Countries in Asia		-
		Near East Asia		.86
South Asia		-		
Other Asian Countries		1.56		
Australia and Oceania	.02			
Africa	.01			
Total Code	Imports			
30415A 00			65.61	

*Source: U.S. Department of Commerce, Bureau of the Census, Report #FT-210 (Annual 1978)

**Automotive-related products are believed to be included in this product class.

TABLE A-4. MOTOR VEHICLE PARTS AND ACCESSORIES - VALUE OF U.S. IMPORTS OF MECHANICAL COMPONENTS IN 1978, BY PRODUCT CLASS AND AREA/COUNTRY OF ORIGIN* (CONT.)

SIC Code	Product Class	Area/Country of Origin	Value of Imports (\$ Millions)	
			For Area	For Country
3452XX 10	BOLTS & NUTS OF IRON OR STEEL, BOLTS OF MUNTZ OR YELLOW METAL**	Western Hemisphere	29.91	
		Canada		27.78
		Latin American Countries		2.12
		Other Western Hemisphere Countries		-
		Western Europe	29.29	
		United Kingdom		3.48
		West Germany		7.56
		Other Western European Countries		18.25
		Soviet Bloc Countries	1.17	
		Asia	180.13	
		Japan		144.59
		Communist Countries in Asia		.02
		Near East Asia		.005
		South Asia		6.29
Other Asian Countries		29.23		
Australia and Oceania	.98			
Africa	.02			
Total Code	Imports	241.50		
	3452XX 10			

*Source: U.S. Department of Commerce, Bureau of the Census, Report #FT-210 (Annual 1978)

**Automotive-related products are believed to be included in this product class.

TABLE A-4. MOTOR VEHICLE PARTS AND ACCESSORIES - VALUE OF U.S. IMPORTS OF MECHANICAL COMPONENTS IN 1978, BY PRODUCT CLASS AND AREA/COUNTRY OF ORIGIN* (CONT.)

SIC Code	Product Class	Area/Country of Origin	Value of Imports (\$ Millions)	
			For Area	For Country
3452XX 20	SCREWS OF BASE METAL**	Western Hemisphere	24.35	
		Canada		23.45
		Latin American Countries		.89
		Other Western Hemisphere Countries		-
		Western Europe	20.18	
		United Kingdom		3.58
		West Germany		4.15
		Other Western European Countries		12.45
		Soviet Bloc Countries	1.23	
		Asia	171.56	
		Japan		158.27
		Communist Countries in Asia		-
		Near East Asia		.007
South Asia		1.72		
Other Asian Countries		11.56		
Australia and Oceania	.09			
Africa	.15			
Total Code	Imports	217.56		
3452XX 20				

*Source: U.S. Department of Commerce, Bureau of the Census, Report #FT-210 (Annual 1978)

**Automotive-related products are believed to be included in this product class.

TABLE A-4. MOTOR VEHICLE PARTS AND ACCESSORIES - VALUE OF U.S. IMPORTS OF MECHANICAL COMPONENTS IN 1978, BY PRODUCT CLASS AND AREA/COUNTRY OF ORIGIN* (CONT.)

SIC Code	Product Class	Area/Country of Origin	Value of Imports (\$ Millions)	
			For Area	For Country
3452XX 30	WASHERS OF IRON OR STEEL**	Western Hemisphere	2.12	1.94
		Canada		.17
		Latin American Countries		-
		Other Western Hemisphere Countries		
		Western Europe	5.19	
		United Kingdom		1.28
		West Germany		2.98
		Other Western European Countries		.93
		Soviet Bloc Countries	.002	
		Asia	11.64	
		Japan		8.92
		Communist Countries in Asia		.01
		Near East Asia		.02
		South Asia		.17
Other Asian Countries		2.52		
Australia and Oceania	.04			
Africa	.001			
Total Code	Imports	19.00		
	3452XX 30			

*Source: U.S. Department of Commerce, Bureau of the Census, Report #FT-210 (Annual 1978)

**Automotive-related products are believed to be included in this product class.

TABLE A-4. MOTOR VEHICLE PARTS AND ACCESSORIES - VALUE OF U.S. IMPORTS OF MECHANICAL COMPONENTS IN 1978, BY PRODUCT CLASS AND AREA/COUNTRY OF ORIGIN* (CONT.)

SIC Code	Product Class	Area/Country of Origin	Value of Imports (\$ Millions)	
			For Area	For Country
3452XX 50	BOLTS, NUTS, SCREWS, WASHERS OF BASE METAL AND OTHER INDUSTRIAL FASTENERS,** NOT SPECIFIED	Western Hemisphere	2.21	
		Canada		1.99
		Latin American Countries		.21
		Other Western Hemisphere Countries		-
		Western Europe	24.78	
		United Kingdom		1.80
		West Germany		1.80
		Other Western European Countries		21.18
		Soviet Bloc Countries	.25	
		Asia	11.33	
		Japan		9.54
		Communist Countries in Asia		-
		Near East Asia		.02
South Asia		.17		
Other Asian Countries		1.60		
Australia and Oceania	.14			
Africa	.002			
Total Code	Imports	38.72		
	3452XX 50			

*Source: U.S. Department of Commerce, Bureau of the Census, Report #FT-210 (Annual 1978)

**Automotive-related products are believed to be included in this product class.

TABLE A-4. MOTOR VEHICLE PARTS AND ACCESSORIES - VALUE OF U.S. IMPORTS OF MECHANICAL COMPONENTS IN 1978, BY PRODUCT CLASS AND AREA/COUNTRY OF ORIGIN* (CONT.)

SIC Code	Product Class	Area/Country of Origin	Value of Imports (\$ Millions)	
			For Area	For Country
3452XX 60	FASTENERS, CANADIAN ARTICLE,** APTA***	Western Hemisphere	45.32	45.32
		Canada	-	-
		Latin American Countries	-	-
		Other Western Hemisphere Countries	-	-
		Western Europe	-	-
		United Kingdom	-	-
		West Germany	-	-
		Other Western European Countries	-	-
		Soviet Bloc Countries	-	-
		Asia	-	-
		Japan	-	-
		Communist Countries in Asia	-	-
		Near East Asia	-	-
		South Asia	-	-
		Other Asian Countries	-	-
Australia and Oceania	-	-		
Africa	-	-		
Total Code	Imports	45.32		
	3452XX 60			

*Source: U.S. Department of Commerce, Bureau of the Census, Report #FT-210 (Annual 1978)

**Automotive-related products are believed to be included in this product class.

***U.S.-Canada Automotive Parts Trade Agreement

TABLE A-4. MOTOR VEHICLE PARTS AND ACCESSORIES - VALUE OF U.S. IMPORTS OF MECHANICAL COMPONENTS IN 1978, BY PRODUCT CLASS AND AREA/COUNTRY OF ORIGIN* (CONT.)

SIC Code	Product Class	Area/Country of Origin	Value of Imports (\$ Millions)	
			For Area	For Country
3462XD 00	FORGINGS OF IRON OR STEEL**	Western Hemisphere	20.22	19.89
		Canada		.33
		Latin American Countries		-
		Other Western Hemisphere Countries		
		Western Europe	33.37	1.46
		United Kingdom		2.43
		West Germany		29.48
		Other Western European Countries		
		Soviet Bloc Countries	.001	
		Asia	18.26	15.90
		Japan		-
		Communist Countries in Asia		1.41
		Near East Asia		.18
		South Asia		.77
Other Asian Countries				
Australia and Oceania	.13			
Africa	.008			
Total Code	Imports	72.00		
3462XD 00				

*Source: U.S. Department of Commerce, Bureau of the Census, Report #FT-210 (Annual 1978)

**Automotive-related products are believed to be included in this product class.

TABLE A-4. MOTOR VEHICLE PARTS AND ACCESSORIES - VALUE OF U.S. IMPORTS OF MECHANICAL COMPONENTS IN 1978, BY PRODUCT CLASS AND AREA/COUNTRY OF ORIGIN* (CONT.)

SIC Code	Product Class	Area/Country of Origin	Value of Imports (\$ Millions)	
			For Area	For Country
345600 00	MOTOR VEHICLE BODY STAMPINGS	Western Hemisphere	14.29	
		Canada		11.12
		Latin American Countries		3.18
		Other Western Hemisphere Countries		-
		Western Europe	26.45	
		United Kingdom		2.36
		West Germany		20.22
		Other Western European Countries		3.87
		Soviet Bloc Countries	-	
		Asia	45.00	
		Japan		44.90
		Communist Countries in Asia		-
		Near East Asia		.02
South Asia		.004		
Other Asian Countries		.07		
Australia and Oceania	-			
Africa	.007			
Total Code	Imports	87.75		
345600 00				

*Source: U.S. Department of Commerce, Bureau of the Census, Report #FT-210 (Annual 1978)

**Automotive-related products are believed to be included in this product class.

TABLE A-4. MOTOR VEHICLE PARTS AND ACCESSORIES - VALUE OF U.S. IMPORTS OF MECHANICAL COMPONENTS IN 1978, BY PRODUCT CLASS AND AREA/COUNTRY OF ORIGIN* (CONT.)

SIC Code	Product Class	Area/Country of Origin	Value of Imports (\$ Millions)	
			For Area	For Country
3493XB 20	SPRINGS AND LEAVES FOR SPRINGS FOR MOTOR VEHICLE SUSPENSION	Western Hemisphere	198.78	-
		Canada		167.68
		Latin American Countries		31.10
		Other Western Hemisphere Countries		-
		Western Europe	3.03	-
		United Kingdom		0.33
		West Germany		1.70
		Other Western European Countries		1.01
		Soviet Bloc Countries	-	-
		Asia	10.47	-
		Japan		8.96
		Communist Countries in Asia		-
		Near East Asia		-
		South Asia		0.52
Other Asian Countries		0.99		
Australia and Oceania	-	-		
Africa	-	-		
Total Code 3493XB 20	Imports	212.28		

*Source: U.S. Department of Commerce, Bureau of the Census, Report #FT-210 (Annual 1978)

**Automotive-related products are believed to be included in this product class.

TABLE A-4. MOTOR VEHICLE PARTS AND ACCESSORIES - VALUE OF U.S. IMPORTS OF MECHANICAL COMPONENTS IN 1978, BY PRODUCT CLASS AND AREA/COUNTRY OF ORIGIN* (CONT.)

SIC Code	Product Class	Area/Country of Origin	Value of Imports (\$ Millions)	
			For Area	For Country
3493XB 40	HAIR SPRINGS OF BASE METAL; SPRINGS & LEAVES FOR SPRINGS, BASE METAL,** NOT SPECIFIED	Western Hemisphere	12.10	11.48
		Canada		.61
		Latin American Countries		.004
		Other Western Hemisphere Countries		
		Western Europe	13.30	
		United Kingdom		.99
		West Germany		5.82
		Other Western European Countries		6.49
		Soviet Bloc Countries	.02	
		Asia	6.78	
		Japan		3.79
		Communist Countries in Asia		-
		Near East Asia		.002
		South Asia		.17
Other Asian Countries		2.82		
Australia and Oceania	.32			
Africa	.03			
Total Code 3493XB 40	Imports	32.55		

*Source: U.S. Department of Commerce, Bureau of the Census, Report #FT-210 (Annual 1978)

**Automotive-related products are believed to be included in this product class.

TABLE A-4. MOTOR VEHICLE PARTS AND ACCESSORIES - VALUE OF U.S. IMPORTS OF MECHANICAL COMPONENTS IN 1978, BY PRODUCT CLASS AND AREA/COUNTRY OF ORIGIN* (CONT.)

SIC Code	Product Class	Area/Country of Origin	Value of Imports (\$ Millions)	
			For Area	For Country
349450 30	PIPE & TUBE FITTINGS OF IRON & STEEL,** NOT SPECIFIED	Western Hemisphere	5.64	
		Canada		4.88
		Latin American Countries		.76
		Other Western Hemisphere Countries		-
		Western Europe	6.80	
		United Kingdom		1.45
		West Germany		.97
		Other Western European Countries		4.38
		Soviet Bloc Countries	-	
		Asia	21.71	
		Japan		19.48
		Communist Countries in Asia		-
		Near East Asia		1.04
		South Asia		.06
Other Asian Countries		1.12		
Australia and Oceania	.14			
Africa	.21			
Total Code	Imports	34.50		
349450 30				

*Source: U.S. Department of Commerce, Bureau of the Census, Report #FT-210 (Annual 1978)
 **Automotive-related products are believed to be included in this product class.

TABLE A-4. MOTOR VEHICLE PARTS AND ACCESSORIES - VALUE OF U.S. IMPORTS OF MECHANICAL COMPONENTS IN 1978, BY PRODUCT CLASS AND AREA/COUNTRY OF ORIGIN* (CONT.)

SIC Code	Product Class	Area/Country of Origin	Value of Imports (\$ Millions)	
			For Area	For Country
349450 40	PIPE & TUBE FITTINGS OF COPPER**	Western Hemisphere	.42	
		Canada		.32
		Latin American Countries		.10
		Other Western Hemisphere Countries		-
		Western Europe	1.30	
		United Kingdom		.16
		West Germany		.15
		Other Western European Countries		.99
		Soviet Bloc Countries	-	
		Asia	1.69	
		Japan		.02
		Communist Countries in Asia		-
		Near East Asia		1.49
		South Asia		.005
Other Asian Countries		.17		
Australia and Oceania	-			
Africa	-			
Total Code	Imports	3.41		
349450 40				

*Source: U.S. Department of Commerce, Bureau of the Census, Report #FT-210 (Annual 1978)

**Automotive-related products are believed to be included in this product class.

TABLE A-4. MOTOR VEHICLE PARTS AND ACCESSORIES - VALUE OF U.S. IMPORTS OF MECHANICAL COMPONENTS IN 1978, BY PRODUCT CLASS AND AREA/COUNTRY OF ORIGIN* (CONT.)

SIC Code	Product Class	Area/Country of Origin	Value of Imports (\$ Millions)	
			For Area	For Country
351940 00	DIESEL ENGINES (COMPRESSION-IGNITION ENGINES)**	Western Hemisphere	50.93	
		Canada		.22
		Latin American Countries		50.71
		Other Western Hemisphere Countries		-
		Western Europe	29.27	
		United Kingdom		20.21
		West Germany		4.03
		Other Western European Countries		5.03
		Soviet Bloc Countries	-	
		Asia	13.75	
		Japan		13.30
		Communist Countries in Asia		-
		Near East Asia		-
South Asia		.45		
Other Asian Countries		-		
Australia and Oceania	.08			
Africa	-			
Total Code	Imports	94.03		
	351940 00			

*Source: U.S. Department of Commerce, Bureau of the Census, Report #FT-210 (Annual 1978)

**Automotive-related products are believed to be included in this product class.

TABLE A-4. MOTOR VEHICLE PARTS AND ACCESSORIES - VALUE OF U.S. IMPORTS OF MECHANICAL COMPONENTS IN 1978, BY PRODUCT CLASS AND AREA/COUNTRY OF ORIGIN* (CONT.)

SIC Code	Product Class	Area/Country of Origin	Value of Imports (\$ Millions)	
			For Area	For Country
35197A 00	PISTON TYPE ENGINES,** NOT SPECIFIED	Western Hemisphere	13.08	
		Canada		3.32
		Latin American Countries		9.75
		Other Western Hemisphere Countries		-
		Western Europe	20.37	
		United Kingdom		14.22
		West Germany		1.20
		Other Western European Countries		4.95
		Soviet Bloc Countries	-	
		Asia	61.68	
		Japan		61.16
		Communist Countries in Asia		-
		Near East Asia		.002
South Asia		.009		
Other Asian Countries		.51		
Australia and Oceania		.003		
Africa		-		
Total Code	Imports	95.13		
	35197A 00			

*Source: U.S. Department of Commerce, Bureau of the Census, Report #FT-210 (Annual 1978)

**Automotive-related products are believed to be included in this product class.

TABLE A-4. MOTOR VEHICLE PARTS AND ACCESSORIES - VALUE OF U.S. IMPORTS OF MECHANICAL COMPONENTS IN 1978, BY PRODUCT CLASS AND AREA/COUNTRY OF ORIGIN* (CONT.)

SIC Code	Product Class	Area/Country of Origin	Value of Imports (\$ Millions)	
			For Area	For Country
35199D 20	FUEL INJECTION PUMPS AND PARTS THEREOF FOR COMPRESSION-IGNITION ENGINES**	Western Hemisphere	.47	
		Canada		.09
		Latin American Countries		.38
		Other Western Hemisphere Countries		-
		Western Europe	46.45	
		United Kingdom		4.45
		West Germany		13.75
		Other Western European Countries		28.25
		Soviet Bloc Countries	.47	
		Asia	4.38	
		Japan		4.35
		Communist Countries in Asia		-
		Near East Asia		-
South Asia		.02		
Other Asian Countries		.004		
Australia and Oceania	.008			
Africa	-			
Total Code 35199D 20	Imports	51.78		

*Source: U.S. Department of Commerce, Bureau of the Census, Report #FT-210 (Annual 1978)

**Automotive-related products are believed to be included in this product class.

TABLE A-4. MOTOR VEHICLE PARTS AND ACCESSORIES - VALUE OF U.S. IMPORTS OF MECHANICAL COMPONENTS IN 1978, BY PRODUCT CLASS AND AREA/COUNTRY OF ORIGIN* (CONT.)

SIC Code	Product Class	Area/Country of Origin	Value of Imports (\$ Millions)	
			For Area	For Country
35199D 40	PARTS OR AUTOMOTIVE, MARINE, & AIR-CRAFT ENGINES** NOT SPECIFIED	Western Hemisphere	117.27	
		Canada		84.37
		Latin American Countries		32.89
		Other Western Hemisphere Countries		-
		Western Europe	238.79	
		United Kingdom		157.25
		West Germany		44.54
		Other Western European Countries		37.00
		Soviet Bloc Countries	.21	
		Asia	111.54	
		Japan		106.54
		Communist Countries in Asia		-
		Near East Asia		3.87
South Asia		.17		
Other Asian Countries		.95		
Australia and Oceania	1.76			
Africa	.04			
Total Code	Imports	496.61		
35199D 40				

*Source: U.S. Department of Commerce, Bureau of the Census, Report #FT-210 (Annual 1978)

**Automotive-related products are believed to be included in this product class.

TABLE A-4. MOTOR VEHICLE PARTS AND ACCESSORIES - VALUE OF U.S. IMPORTS OF MECHANICAL COMPONENTS IN 1978, BY PRODUCT CLASS AND AREA/COUNTRY OF ORIGIN* (CONT.)

SIC Code	Product Class	Area/Country of Origin	Value of Imports (\$ Millions)	
			For Area	For Country
356210 00	BALL BEARINGS**	Western Hemisphere	17.57	
		Canada		17.50
		Latin American Countries		.07
		Other Western Hemisphere Countries		-
		Western Europe	51.61	
		United Kingdom		7.32
		West Germany		28.48
		Other Western European Countries		15.80
		Soviet Bloc Countries	5.31	
		Asia	93.77	
		Japan		87.12
		Communist Countries in Asia		-
		Near East Asia		0.02
South Asia		0.002		
Other Asian Countries		6.63		
Australia and Oceania	0.19			
Africa	-			
Total Code	Imports		168.46	
356210 00				

*Source: U.S. Department of Commerce, Bureau of the Census, Report #FT-210 (Annual 1978)

**Automotive-related products are believed to be included in this product class.

TABLE A-4. MOTOR VEHICLE PARTS AND ACCESSORIES - VALUE OF U.S. IMPORTS OF MECHANICAL COMPONENTS IN 1978, BY PRODUCT CLASS AND AREA/COUNTRY OF ORIGIN* (CONT.)

SIC Code	Product Class	Area/Country of Origin	Value of Imports (\$ Millions)	
			For Area	For Country
356220 00	TAPERED ROLLER BEARINGS, CUPS AND CONE ASSEMBLIES**	Western Hemisphere	10.68	
		Canada		10.12
		Latin American Countries		0.57
		Other Western Hemisphere Countries		
		Western Europe	4.49	
		United Kingdom		1.79
		West Germany		1.77
		Other Western European Countries		0.93
		Soviet Bloc Countries	2.49	
		Asia	47.72	
		Japan		47.57
		Communist Countries in Asia		
		Near East Asia		
		South Asia		
Other Asian Countries		0.16		
Australia and Oceania	2.58			
Africa	-			
Total Code	Imports	67.97		
356220 00				

*Source: U.S. Department of Commerce, Bureau of the Census, Report #FT-210 (Annual 1978)

**Automotive-related products are believed to be included in this product class.

TABLE A-4. MOTOR VEHICLE PARTS AND ACCESSORIES - VALUE OF U.S. IMPORTS OF MECHANICAL COMPONENTS IN 1978, BY PRODUCT CLASS AND AREA/COUNTRY OF ORIGIN* (CONT.)

SIC Code	Product Class	Area/Country of Origin	Value of Imports (\$ Millions)	
			For Area	For Country
356240 00	MOUNTED BEARINGS INCLUDING PILLOW BLOCKS, AND PARTS**	Western Hemisphere	0.51	0.28 0.23
		Canada		
		Latin American Countries Other Western Hemisphere Countries		
		Western Europe	0.85	0.56 0.15 0.13
		United Kingdom		
		West Germany Other Western European Countries		
		Soviet Bloc Countries	-	-
		Asia		
		Japan	4.09	3.90
		Communist Countries in Asia		
		Near East Asia		
		South Asia Other Asian Countries		
		Australia and Oceania	0.23	-
Africa				
Total Code	Imports	5.96		
356240 00				

*Source: U.S. Department of Commerce, Bureau of the Census, Report #FT-210 (Annual 1978)

**Automotive-related products are believed to be included in this product class.

TABLE A-4. MOTOR VEHICLE PARTS AND ACCESSORIES - VALUE OF U.S. IMPORTS OF MECHANICAL COMPONENTS IN 1978, BY PRODUCT CLASS AND AREA/COUNTRY OF ORIGIN* (CONT.)

SIC Code	Product Class	Area/Country of Origin	Value of Imports (\$ Millions)			
			For Area	For Country		
35629A 20	ANTI-FRICTION BALLS**	Western Hemisphere	2.51	2.50		
		Canada			0.01	
		Latin American Countries Other Western Hemisphere Countries				
		Western Europe	2.01	0.45	0.62	
		United Kingdom				
		West Germany Other Western European Countries				
		Soviet Bloc Countries	5.30	4.99	0.06	
		Asia				0.25
		Japan	9.82	9.82	0.06	0.25
		Communist Countries in Asia				
		Near East Asia				
		South Asia Other Asian Countries				
		Australia and Oceania				
Africa						
Total Code	Imports					
35629A 20						

*Source: U.S. Department of Commerce, Bureau of the Census, Report #FT-210 (Annual 1978)

**Automotive-related products are believed to be included in this product class.

TABLE A-4. MOTOR VEHICLE PARTS AND ACCESSORIES - VALUE OF U.S. IMPORTS OF MECHANICAL COMPONENTS IN 1978, BY PRODUCT CLASS AND AREA/COUNTRY OF ORIGIN* (CONT.)

SIC Code	Product Class	Area/Country of Origin	Value of Imports (\$ Millions)			
			For Area	For Country		
35629A 40	ANTI-FRICTION ROLLERS**	Western Hemisphere	0.91			
		Canada		0.71		
		Latin American Countries Other Western Hemisphere Countries		0.20		
		Western Europe	5.20			
		United Kingdom		0.51		
		West Germany Other Western European Countries		2.53 2.10		
		Soviet Bloc Countries	0.07			
		Asia				
		Japan Communist Countries in Asia Near East Asia South Asia Other Asian Countries		0.07		
		Australia and Oceania	0.003			
		Africa				
		Total Code 35629A 40	Imports		6.18	

*Source: U.S. Department of Commerce, Bureau of the Census, Report #FT-210 (Annual 1978)

**Automotive-related products are believed to be included in this product class.

TABLE A-4. MOTOR VEHICLE PARTS AND ACCESSORIES - VALUE OF U.S. IMPORTS OF MECHANICAL COMPONENTS IN 1978, BY PRODUCT CLASS AND AREA/COUNTRY OF ORIGIN* (CONT.)

SIC Code	Product Class	Area/Country of Origin	Value of Imports (\$ Millions)	
			For Area	For Country
35629A 95	PARTS FOR BALL & ROLLER BEARINGS** NOT SPECIFIED	Western Hemisphere	7.35	
		Canada		7.12
		Latin American Countries		.23
		Other Western Hemisphere Countries		-
		Western Europe	44.32	
		United Kingdom		5.59
		West Germany		25.49
		Other Western European Countries		13.24
		Soviet Bloc Countries	.65	
		Asia	31.30	
		Japan		29.46
		Communist Countries in Asia		-
		Near East Asia		.04
South Asia		-		
Other Asian Countries		1.80		
Australia and Oceania	.08			
Africa	-			
Total Code	Imports	83.71		
35629A 95				

*Source: U.S. Department of Commerce, Bureau of the Census, Report #FT-210 (Annual 1978)

**Automotive-related products are believed to be included in this product class.

TABLE A-4. MOTOR VEHICLE PARTS AND ACCESSORIES - VALUE OF U.S. IMPORTS OF MECHANICAL COMPONENTS IN 1978, BY PRODUCT CLASS AND AREA/COUNTRY OF ORIGIN* (CONT.)

SIC Code	Product Class	Area/Country of Origin	Value of Imports (\$ Millions)	
			For Area	for Country
356310 20	AIR PUMPS & VACUUM PUMPS & PARTS**	Western Hemisphere	5.29	
		Canada		4.17
		Latin American Countries		1.12
		Other Western Hemisphere Countries		-
		Western Europe	24.81	
		United Kingdom		5.55
		West Germany		10.29
		Other Western European Countries		8.97
		Soviet Bloc Countries	.03	
		Asia	12.90	
		Japan		6.44
		Communist Countries in Asia		-
		Near East Asia		-
South Asia		-		
Other Asian Countries		6.46		
Australia and Oceania	1.07			
Africa	-			
Total Code	Imports	44.11		
356310 20				

*Source: U.S. Department of Commerce, Bureau of the Census, Report #FT-210 (Annual 1978)

**Automotive-related products are believed to be included in this product class.

TABLE A-4. MOTOR VEHICLE PARTS AND ACCESSORIES - VALUE OF U.S. IMPORTS OF MECHANICAL COMPONENTS IN 1978, BY PRODUCT CLASS AND AREA/COUNTRY OF ORIGIN* (CONT.)

SIC Code	Product Class	Area/Country of Origin	Value of Imports (\$ Millions)	
			For Area	For Country
356320 00	PARTS OF AIR/GAS COMPRESSORS**	Western Hemisphere	7.03	
		Canada		7.00
		Latin American Countries		0.02
		Other Western Hemisphere Countries		
		Western Europe	29.79	
		United Kingdom		10.92
		West Germany		3.36
		Other Western European Countries		15.51
		Soviet Bloc Countries	0.004	
		Asia	9.05	
		Japan		7.72
		Communist Countries in Asia		-
		Near East Asia		0.75
		South Asia		0.28
Other Asian Countries		0.30		
Australia and Oceania	0.03			
Africa	0.01			
Total Code	Imports	45.92		
356320 00				

*Source: U.S. Department of Commerce, Bureau of the Census, Report #FT-210 (Annual 1978)

**Automotive-related products are believed to be included in this product class.

TABLE A-4. MOTOR VEHICLE PARTS AND ACCESSORIES - VALUE OF U.S. IMPORTS OF MECHANICAL COMPONENTS IN 1978, BY PRODUCT CLASS AND AREA/COUNTRY OF ORIGIN* (CONT.)

SIC Code	Product Class	Area/Country of Origin	Value of Imports (\$ Millions)	
			For Area	For Country
358540 10	COMPRESSORS, REFRIGERATION AND AIR CONDITIONING TYPE, NOT OVER 3HP**	Western Hemisphere	2.35	
		Canada		2.18
		Latin American Countries		0.17
		Other Western Hemisphere Countries		
		Western Europe	18.93	
		United Kingdom		0.25
		West Germany		3.95
		Other Western European Countries		14.71
		Soviet Bloc Countries	0.002	
		Asia	33.92	
		Japan		31.10
		Communist Countries in Asia		-
		Near East Asia		0.003
South Asia		-		
Other Asian Countries		2.81		
Australia and Oceania	-			
Africa	-			
Total Code	Imports		55.28	
358540 10				

*Source: U.S. Department of Commerce, Bureau of the Census, Report #FT-210 (Annual 1978)

**Automotive-related products are believed to be included in this product class.

TABLE A-4. MOTOR VEHICLE PARTS AND ACCESSORIES - VALUE OF U.S. IMPORTS OF MECHANICAL COMPONENTS IN 1978, BY PRODUCT CLASS AND AREA/COUNTRY OF ORIGIN* (CONT.)

SIC Code	Product Class	Area/Country of Origin	Value of Imports (\$ Millions)	
			For Area	For Country
358540 20	COMPRESSORS, REFRIGERATION- AND AIR CONDITIONING TYPE, OVER 3 BUT NOT OVER 10HP**	Western Hemisphere	0.08	
		Canada		0.08
		Latin American Countries		0.003
		Other Western Hemisphere Countries		-
		Western Europe	0.88	
		United Kingdom		0.25
		West Germany		0.007
		Other Western European Countries		0.62
		Soviet Bloc Countries	-	
		Asia	5.91	
		Japan		5.90
		Communist Countries in Asia		-
		Near East Asia		0.01
		South Asia		-
Other Asian Countries		-		
Australia and Oceania	-			
Africa	-			
Total Code	Imports	6.87		
358540 20				

*Source: U.S. Department of Commerce, Bureau of the Census, Report #FT-210 (Annual 1978)

**Automotive-related products are believed to be included in this product class.

TABLE A-4. MOTOR VEHICLE PARTS AND ACCESSORIES - VALUE OF U.S. IMPORTS OF MECHANICAL COMPONENTS IN 1978, BY PRODUCT CLASS AND AREA/COUNTRY OF ORIGIN* (CONT.)

SIC Code	Product Class	Area/Country of Origin	Value of Imports (\$ Millions)	
			For Area	For Country
371110 40	CHASSIS FOR PASSENGER AUTOMOBILES	Western Hemisphere	0.14	
		Canada		0.05
		Latin American Countries		0.09
		Other Western Hemisphere Countries		-
		Western Europe		0.09
		United Kingdom		0.08
		West Germany		0.01
		Other Western European Countries		0.001
		Soviet Bloc Countries		
		Asia		0.004
		Japan		0.004
		Communist Countries in Asia		-
		Near East Asia		-
South Asia	-			
Other Asian Countries	-			
Australia and Oceania	-			
Africa	-			
Total Code	Imports		0.24	
	371110 40			

*Source: U.S. Department of Commerce, Bureau of the Census, Report #FT-210 (Annual 1978)

**Automotive-related products are believed to be included in this product class.

TABLE A-4. MOTOR VEHICLE PARTS AND ACCESSORIES - VALUE OF U.S. IMPORTS OF MECHANICAL COMPONENTS IN 1978, BY PRODUCT CLASS AND AREA/COUNTRY OF ORIGIN* (CONT.)

SIC Code	Product Class	Area/Country of Origin	Value of Imports (\$ Millions)	
			For Area	For Country
31112C 01	MOTOR VEHICLES, (EXC MOTOR CYCLE) MOTOR VEHICLE CHASSIS,** NOT SPECIFIED	Western Hemisphere	1993.18	1972.33
		Canada		20.85
		Latin American Countries		-
		Other Western Hemisphere Countries		
		Western Europe	31.56	
		United Kingdom		12.59
		West Germany		5.31
		Other Western European Countries		13.64
		Soviet Bloc Countries	7.63	
		Asia	1153.95	
		Japan		1149.16
		Communist Countries in Asia		-
		Near East Asia		-
South Asia		0.30		
Other Asian Countries		4.50		
Australia and Oceania	0.002			
Africa	-			
Total Code	Imports	3186.33		
	31112C 01			

*Source: U.S. Department of Commerce, Bureau of the Census, Report #FT-210 (Annual 1978)

**Automotive-related products are believed to be included in this product class.

TABLE A-4. MOTOR VEHICLE PARTS AND ACCESSORIES - VALUE OF U.S. IMPORTS OF MECHANICAL COMPONENTS IN 1978, BY PRODUCT CLASS AND AREA/COUNTRY OF ORIGIN* (CONT.)

SIC Code	Product Class	Area/Country of Origin	Value of Imports (\$ Millions)	
			For Area	For Country
371150 00	BODIES FOR PASSENGER AUTO-MOBILES	Western Hemisphere	0.03	
		Canada		0.02
		Latin American Countries		0.003
		Other Western Hemisphere Countries		-
		Western Europe	0.16	
		United Kingdom		0.04
		West Germany		0.08
		Other Western European Countries		0.04
		Soviet Bloc Countries	0.02	
		Asia	0.16	
		Japan		0.04
		Communist Countries in Asia		-
		Near East Asia		-
		South Asia		-
Other Asian Countries		0.12		
Australia and Oceania	-			
Africa	-			
Total Code	Imports	0.36		
371150 00				

*Source: U.S. Department of Commerce, Bureau of the Census, Report #FT-210 (Annual 1978)

**Automotive-related products are believed to be included in this product class.

TABLE A-4. MOTOR VEHICLE PARTS AND ACCESSORIES - VALUE OF U.S. IMPORTS OF MECHANICAL COMPONENTS IN 1978, BY PRODUCT CLASS AND AREA/COUNTRY OF ORIGIN* (CONT.)

SIC Code	Product Class	Area/Country of Origin	Value of Imports (\$ Millions)	
			For Area	For Country
371310 00	BODIES FOR MOTOR VEHICLES** NOT SPECIFIED	Western Hemisphere	122.68	
		Canada		206.51
		Latin American Countries		16.17
		Other Western Hemisphere Countries		-
		Western Europe	2.11	
		United Kingdom		1.36
		West Germany		0.09
		Other Western European Countries		0.63
		Soviet Bloc Countries	-	
		Asia	156.73	
		Japan		156.57
		Communist Countries in Asia		-
		Near East Asia		-
South Asia		-		
Other Asian Countries		0.15		
Australia and Oceania	-			
Africa	-			
Total Code	Imports	381.52		
371310 00				

*Source: U.S. Department of Commerce, Bureau of the Census, Report #FT-210 (Annual 1978)

**Automotive-related products are believed to be included in this product class.

TABLE A-4. MOTOR VEHICLE PARTS AND ACCESSORIES - VALUE OF U.S. IMPORTS OF MECHANICAL COMPONENTS IN 1978, BY PRODUCT CLASS AND AREA/COUNTRY OF ORIGIN* (CONT.)

SIC Code	Product Class	Area/Country of Origin	Value of Imports (\$ Millions)	
			For Area	For Country
3714XJ 10	PISTON TYPE ENGINES (EXCEPT COMPRESSION IGNITION) FOR AUTOMOBILES, TRUCKS, AND BUSES	Western Hemisphere	912.20	854.10
		Canada		50.09
		Latin American Countries		-
		Other Western Hemisphere Countries		
		Western Europe	212.37	2.28
		United Kingdom		208.25
		West Germany		1.84
		Other Western European Countries		
		Soviet Bloc Countries	-	
		Asia	2.21	2.20
		Japan		-
		Communist Countries in Asia		-
		Near East Asia		0.008
South Asia		0.004		
Other Asian Countries				
Australia and Oceania	0.004			
Africa	0.001			
Total Code	Imports	1126.79		
3714XJ 10				

*Source: U.S. Department of Commerce, Bureau of the Census, Report #FT-210 (Annual 1978)

**Automotive-related products are believed to be included in this product class.

TABLE A-4. MOTOR VEHICLE PARTS AND ACCESSORIES - VALUE OF U.S. IMPORTS OF MECHANICAL COMPONENTS IN 1978, BY PRODUCT CLASS AND AREA/COUNTRY OF ORIGIN* (CONT.)

SIC Code	Product Class	Area/Country of Origin	Value of Imports (\$ Millions)	
			For Area	For Country
3714XJ 20	MOTOR VEHICLE WHEELS DESIGNED TO BE MOUNTED WITH PNEUMATIC TIRES**	Western Hemisphere	138.87	
		Canada		101.84
		Latin American Countries		37.03
		Other Western Hemisphere Countries		-
		Western Europe	19.00	
		United Kingdom		10.22
		West Germany		6.35
		Other Western European Countries		2.42
		Soviet Bloc Countries	0.001	
		Asia	5.75	
		Japan		5.43
		Communist Countries in Asia		-
Near East Asia		0.		
South Asia		0.02		
Other Asian Countries		0.30		
Australia and Oceania	0.005			
Africa	0.04			
Total Code	Imports		103.68	
	3714XJ 20			

*Source: U.S. Department of Commerce, Bureau of the Census, Report #FT-210 (Annual 1978)

**Automotive-related products are believed to be included in this product class.

TABLE A-4. MOTOR VEHICLE PARTS AND ACCESSORIES - VALUE OF U.S. IMPORTS OF MECHANICAL COMPONENTS IN 1978, BY PRODUCT CLASS AND AREA/COUNTRY OF ORIGIN* (CONT.)

SIC Code	Product Class	Area/Country of Origin	Value of Imports (\$ Millions)	
			For Area	For Country
3714XJ 30	RADIATORS - MOTOR VEHICLES	Western Hemisphere	53.65	52.56
		Canada		0.99
		Latin American Countries Other Western Hemisphere Countries		-
		Western Europe	2.70	0.18
		United Kingdom		2.35
		West Germany Other Western European Countries		0.17
		Soviet Bloc Countries	0.002	
		Asia	5.29	4.87
		Japan		-
		Communist Countries in Asia		-
		Near East Asia		0.001
		South Asia Other Asian Countries		0.42
		Australia and Oceania	0.09	
Africa	-			
Total Code	Imports	61.64		
3714XJ 30				

*Source: U.S. Department of Commerce, Bureau of the Census, Report #FT-210 (Annual 1978)

**Automotive-related products are believed to be included in this product class.

TABLE A-4. MOTOR VEHICLE PARTS AND ACCESSORIES - VALUE OF U.S. IMPORTS OF MECHANICAL COMPONENTS IN 1978, BY PRODUCT CLASS AND AREA/COUNTRY OF ORIGIN* (CONT.)

SIC Code	Product Class	Area/Country of Origin	Value of Imports (\$ Millions)	
			For Area	For Country
3714XJ 40	MUFFLERS AND TAIL-PIPES FOR MOTOR VEHICLES	Western Hemisphere	54.23	
		Canada		49.30
		Latin American Countries		4.93
		Other Western Hemisphere Countries		-
		Western Europe	39.11	
		United Kingdom		2.89
		West Germany		24.81
		Other Western European Countries		11.40
		Soviet Bloc Countries	-	
		Asia	11.33	
		Japan		11.16
		Communist Countries in Asia		-
		Near East Asia		-
		South Asia		0.008
Other Asian Countries		0.16		
Australia and Oceania	0.002			
Africa	0.35			
Total Code	Imports	105.02		
	3714XJ 40			

*Source: U.S. Department of Commerce, Bureau of the Census, Report #FT-210 (Annual 1978)

**Automotive-related products are believed to be included in this product class.

TABLE A-4. MOTOR VEHICLE PARTS AND ACCESSORIES - VALUE OF U.S. IMPORTS OF MECHANICAL COMPONENTS IN 1978, BY PRODUCT CLASS AND AREA/COUNTRY OF ORIGIN* (CONT.)

SIC Code	Product Class	Area/Country of Origin	Value of Imports (\$ Millions)		
			For Area	For Country	
3714XJ 50	MOTOR VEHICLE PUMPS FOR LIQUIDS (EXCEPT CANADIAN ARTICLE APTA)	Western Hemisphere	6.09		
		Canada		5.28	
		Latin American Countries Other Western Hemisphere Countries		0.80 0.001	
		Western Europe	16.74		
		United Kingdom		4.06	
		West Germany Other Western European Countries		9.78 2.90	
		Soviet Bloc Countries	0.004		
		Asia	12.30		
		Japan		12.00	
		Communist Countries in Asia		-	
		Near East Asia		0.03	
		South Asia Other Asian Countries		0.17 0.09	
		Australia and Oceania	0.06		
Africa	-				
Total Code	Imports	35.10			
	3714XJ 50				

*Source: U.S. Department of Commerce, Bureau of the Census, Report #FT-210 (Annual 1978)

**Automotive-related products are believed to be included in this product class.

TABLE A-4. MOTOR VEHICLE PARTS AND ACCESSORIES - VALUE OF U.S. IMPORTS OF MECHANICAL COMPONENTS IN 1978, BY PRODUCT CLASS AND AREA/COUNTRY OF ORIGIN* (CONT.)

SIC Code	Product Class	Area/Country of Origin	Value of Imports (\$ Millions)	
			For Area	For Country
3714XJ 55	BRAKES AND PARTS THEREOF, FOR MOTOR VEHICLES	Western Hemisphere	168.46	
		Canada		163.96
		Latin American Countries		4.50
		Other Western Hemisphere Countries		-
		Western Europe	22.18	
		United Kingdom		3.28
		West Germany		13.10
		Other Western European Countries		5.78
		Soviet Bloc Countries	0.02	
		Asia	13.14	
		Japan		12.58
		Communist Countries in Asia		-
		Near East Asia		0.29
		South Asia		0.09
		Other Asian Countries		0.18
Australia and Oceania	0.85			
Africa	0.32			
Total Code	Imports	204.98		
	3714XJ 55			

*Source: U.S. Department of Commerce, Bureau of the Census, Report #FT-210 (Annual 1978)

**Automotive-related products are believed to be included in this product class.

TABLE A-4. MOTOR VEHICLE PARTS AND ACCESSORIES - VALUE OF U.S. IMPORTS OF MECHANICAL COMPONENTS IN 1978, BY PRODUCT CLASS AND AREA/COUNTRY OF ORIGIN* (CONT.)

SIC Code	Product Class	Area/Country of Origin	Value of Imports (\$ Millions)	
			For Area	For Country
3714XJ 60	TRANSMISSIONS FOR MOTOR VEHICLES** NOT SPECIFIED	Western Hemisphere	42.43	
		Canada		1.10
		Latin American Countries		41.33
		Other Western Hemisphere Countries		-
		Western Europe	13.56	
		United Kingdom		1.51
		West Germany		2.62
		Other Western European Countries		-
		Soviet Bloc Countries	-	
		Asia	4.83	
		Japan		4.75
		Communist Countries in Asia		-
		Near East Asia		0.001
South Asia		0.04		
Other Asian Countries		0.03		
Australia and Oceania	-			
Africa	-			
Total Code	Imports		60.81	
3714XJ 60				

*Source: U.S. Department of Commerce, Bureau of the Census, Report #FT-210 (Annual 1978)

**Automotive-related products are believed to be included in this product class.

TABLE A-4. MOTOR VEHICLE PARTS AND ACCESSORIES - VALUE OF U.S. IMPORTS OF MECHANICAL COMPONENTS IN 1978, BY PRODUCT CLASS AND AREA/COUNTRY OF ORIGIN* (CONT.)

SIC Code	Product Class	Area/Country of Origin	Value of Imports (\$ Millions)	
			For Area	For Country
3714XJ 65	TRANSMISSIONS FOR PASSENGER AUTO-MOBILES	Western Hemisphere	112.66	
		Canada		106.82
		Latin American Countries		5.45
		Other Western Hemisphere Countries		-
		Western Europe	193.35	
		United Kingdom		0.71
		West Germany		70.16
		Other Western European Countries		122.46
		Soviet Bloc Countries	0.41	
		Asia	30.33	
		Japan		30.25
		Communist Countries in Asia		-
		Near East Asia		0.03
		South Asia		-
Other Asian Countries		0.05		
Australia and Oceania	-			
Africa	-			
Total Code	Imports	336.76		
	3714XJ 65			

*Source: U.S. Department of Commerce, Bureau of the Census, Report #FT-210 (Annual 1978)

**Automotive-related products are believed to be included in this product class.

TABLE A-4. MOTOR VEHICLE PARTS AND ACCESSORIES - VALUE OF U.S. IMPORTS OF MECHANICAL COMPONENTS IN 1978, BY PRODUCT CLASS AND AREA/COUNTRY OF ORIGIN* (CONT.)

SIC Code	Product Class	Area/Country of Origin	Value of Imports (\$ Millions)	
			For Area	For Country
3714XJ 70	SHOCK ABSORBERS FOR MOTOR VEHICLES	Western Hemisphere	31.27	
		Canada		20.03
		Latin American Countries		11.24
		Other Western Hemisphere Countries		-
		Western Europe	11.14	
		United Kingdom		1.15
		West Germany		6.76
		Other Western European Countries		3.22
		Soviet Bloc Countries	0.02	
		Asia	4.89	
		Japan		4.84
		Communist Countries in Asia		-
		Near East Asia		-
		South Asia		0.01
		Other Asian Countries		0.04
Australia and Oceania	-			
Africa	0.01			
Total Code	Imports	47.34		
	3714XJ 70			

*Source: U.S. Department of Commerce, Bureau of the Census, Report #FT-210 (Annual 1978)

**Automotive-related products are believed to be included in this product class.

TABLE A-4. MOTOR VEHICLE PARTS AND ACCESSORIES - VALUE OF U.S. IMPORTS OF MECHANICAL COMPONENTS IN 1978, BY PRODUCT CLASS AND AREA/COUNTRY OF ORIGIN* (CONT.)

SIC Code	Product Class	Area/Country of Origin	Value of Imports (\$ Millions)	
			For Area	For Country
3714XJ 95	PARTS FOR MOTOR VEHICLES, INCLUDING PARTS FOR INTERNAL COMBUSTION ENGINES, NOT SPECIFIED	Western Hemisphere	1806.02	
		Canada		1703.73
		Latin American Countries		104.29
		Other Western Hemisphere Countries		0.004
		Western Europe	407.65	
		United Kingdom		93.21
		West Germany		226.27
		Other Western European Countries		88.16
		Soviet Bloc Countries	1.43	
		Asia	310.24	
		Japan		289.08
		Communist Countries in Asia		-
		Near East Asia		6.58
		South Asia		1.12
Other Asian Countries		13.47		
Australia and Oceania	3.17			
Africa	0.89			
Total Code	Imports	2531.21		
	3714XJ 95			

*Source: U.S. Department of Commerce, Bureau of the Census, Report #FT-210 (Annual 1978)

**Automotive-related products are believed to be included in this product class.

TABLE A-4. MOTOR VEHICLE PARTS AND ACCESSORIES - VALUE OF U.S. IMPORTS OF MECHANICAL COMPONENTS IN 1978, BY PRODUCT CLASS AND AREA/COUNTRY OF ORIGIN*

SIC Code	Product Class	Area/Country of Origin	Value of Imports (\$ Millions)	
			For Area	For Country
382420 00	METERS, GAS AND LIQUID SUPPLY OR PRODUCTION, AND PARTS THEREOF** NOT SPECIFIED	Western Hemisphere	6.44	
		Canada		2.10
		Latin American Countries		4.34
		Other Western Hemisphere Countries		-
		Western Europe	2.71	
		United Kingdom		1.32
		West Germany		1.06
		Other Western European Countries		0.32
		Soviet Bloc Countries	-	
		Asia	1.43	
		Japan		0.37
		Communist Countries in Asia		-
		Near East Asia		0.92
		South Asia		0.001
Other Asian Countries		0.13		
Australia and Oceania	0.03			
Africa	-			
Total Code	Imports	10.61		
382420 00				

*Source: U.S. Department of Commerce, Bureau of the Census, Report #FT-210 (Annual 1978)

**Automotive-related products are believed to be included in this product class.

TABLE A-5. MOTOR VEHICLE PARTS AND ACCESSORIES - VALUE OF U.S. IMPORTS OF "OTHER AUTOMOTIVE" COMPONENTS IN 1978, BY PRODUCT CLASS AND AREA/COUNTRY OF ORIGIN*

SIC Code	Product Class	Area/Country of Origin	Value of Imports (\$ Millions)	
			For Area	For Country
301110 01	PNEUMATIC TIRES, PASSENGER CAR, NEW	Western Hemisphere	112.15	100.28
		Canada		11.87
		Latin American Countries Other Western Hemisphere Countries		
		Western Europe	190.08	9.99
		United Kingdom		30.11
		West Germany Other Western European Countries		149.98
		Soviet Bloc Countries	0.73	
		Asia	38.06	27.49
		Japan		6.09
		Communist Countries in Asia		0.17
		Near East Asia		4.35
		South Asia Other Asian Countries		
		Australia and Oceania	0.47	
		Africa	-	
Total Code	Imports	341.51		
3011001 01				

*Source: U.S. Department of Commerce, Bureau of the Census, Report #FT-210 (Annual 1978)

**Automotive-related products are believed to be included in this product class.

TABLE A-5. MOTOR VEHICLE PARTS AND ACCESSORIES - VALUE OF U.S. IMPORTS OF "OTHER AUTOMOTIVE" COMPONENTS IN 1978, BY PRODUCT CLASS AND AREA/COUNTRY OF ORIGIN* (CONT.)

SIC Code	Product Class	Area/Country of Origin	Value of Imports (\$ Millions)	
			For Area	For Country
301120 00	PNEUMATIC TIRES, TRUCK AND BUS, NEW**	Western Hemisphere	64.25	
		Canada		64.22
		Latin American Countries		0.03
		Other Western Hemisphere Countries		
		Western Europe	199.23	
		United Kingdom		20.97
		West Germany		26.09
		Other Western European Countries		152.16
		Soviet Bloc Countries	3.70	
		Asia	154.59	
		Japan		122.92
		Communist Countries in Asia		2.97
		Near East Asia		2.43
		South Asia		26.27
Other Asian Countries				
Australia and Oceania				
Africa		0.007		
Total Code	Imports		421.78	
301120 00				

*Source: U.S. Department of Commerce, Bureau of the Census, Report #FT-210 (Annual 1978)

**Automotive-related products are believed to be included in this product class.

TABLE A-5. MOTOR VEHICLE PARTS AND ACCESSORIES - VALUE OF U.S. IMPORTS OF "OTHER AUTOMOTIVE" COMPONENTS IN 1978, BY PRODUCT CLASS AND AREA/COUNTRY OF ORIGIN* (CONT.)

SIC Code	Product Class	Area/Country of Origin	Value of Imports (\$ Millions)			
			For Area	For Country		
301140 98	TUBES FOR TIRES** NOT SPECIFIED	Western Hemisphere	2.89	2.86		
		Canada			0.03	
		Latin American Countries Other Western Hemisphere Countries				
		Western Europe	9.96	1.21	0.18	
		United Kingdom				8.57
		West Germany Other Western European Countries				
		Soviet Bloc Countries	0.15			
		Asia	13.03	7.88	0.002	
		Japan				0.02
		Communist Countries in Asia				0.09
		Near East Asia				5.03
		South Asia Other Asian Countries				
		Australia and Oceania				
Africa						
Total Code	Imports	26.03				
301140 98						

*Source: U.S. Department of Commerce, Bureau of the Census, Report #FT-210 (Annual 1978)

**Automotive-related products are believed to be included in this product class.

TABLE A-5. MOTOR VEHICLE PARTS AND ACCESSORIES - VALUE OF U.S. IMPORTS OF "OTHER AUTOMOTIVE" COMPONENTS IN 1978, BY PRODUCT CLASS AND AREA/COUNTRY OF ORIGIN* (CONT.)

SIC Code	Product Class	Area/Country of Origin	Value of Imports (\$ Millions)	
			For Area	For Country
32113C 90	LAMINATED GLASS, WHETHER OR NOT SHAPED OR FORMED OR BOTH.**	Western Hemisphere	31.49	
		Canada		25.99
		Latin American Countries		5.50
		Other Western Hemisphere Countries		
		Western Europe	5.45	
		United Kingdom		0.52
		West Germany		2.63
		Other Western European Countries		2.03
		Soviet Bloc Countries		
		Asia	3.89	
		Japan		2.70
		Communist Countries in Asia		1.05
		Near East Asia		0.001
South Asia		0.14		
Other Asian Countries				
Australia and Oceania	0.003			
Africa	0.71			
Total Code	Imports			
32113C 90		41.55		

*Source: U.S. Department of Commerce, Bureau of the Census, Report #FT-210 (Annual 1978)

**Automotive-related products are believed to be included in this product class.

TABLE A-5. MOTOR VEHICLE PARTS AND ACCESSORIES - VALUE OF U.S. IMPORTS OF "OTHER AUTOMOTIVE" COMPONENTS IN 1978, BY PRODUCT CLASS AND AREA/COUNTRY OF ORIGIN* (CONT.)

SIC Code	Product Class	Area/Country of Origin	Value of Imports (\$ Millions)	
			For Area	For Country
364100 30	SEALED BEAM LAMPS, ELECTRIC FILAMENT**	Western Hemisphere	4.76	4.75
		Canada		
		Latin American Countries Other Western Hemisphere Countries		
		Western Europe	0.26	0.07
		United Kingdom		
		West Germany Other Western European Countries		
		Soviet Bloc Countries	0.06	0.11
		Asia		
		Japan	1.20	1.18
		Communist Countries in Asia Near East Asia		
		South Asia Other Asian Countries		
		Australia and Oceania	6.27	0.02
		Africa		
Total Code	Imports			
364100 30				

*Source: U.S. Department of Commerce, Bureau of the Census, Report #FT-210 (Annual 1978)

**Automotive-related products are believed to be included in this product class.

TABLE A-5. MOTOR VEHICLE PARTS AND ACCESSORIES - VALUE OF U.S. IMPORTS OF "OTHER AUTOMOTIVE" COMPONENTS IN 1978, BY PRODUCT CLASS AND AREA/COUNTRY OF ORIGIN* (CONT.)

SIC Code	Product Class	Area/Country of Origin	Value of Imports (\$ Millions)	
			For Area	For Country
364100 83	TUNGSTEN HALOGEN LAMP**	Western Hemisphere	9.68	
		Canada		0.14
		Latin American Countries		9.54
		Other Western Hemisphere Countries		
		Western Europe	0.33	
		United Kingdom		0.03
		West Germany		0.17
		Other Western European Countries		0.12
		Soviet Bloc Countries	0.18	
		Asia	1.26	
		Japan		1.23
		Communist Countries in Asia		
		Near East Asia		
South Asia				
Other Asian Countries		0.02		
Australia and Oceania				
Africa				
Total Code	Imports		11.43	
364100 83				

*Source: U.S. Department of Commerce, Bureau of the Census, Report #FT-210 (Annual 1978)

**Automotive-related products are believed to be included in this product class.

TABLE A-5. MOTOR VEHICLE PARTS AND ACCESSORIES - VALUE OF U.S. IMPORTS OF "OTHER AUTOMOTIVE" COMPONENTS IN 1978, BY PRODUCT CLASS AND AREA/COUNTRY OF ORIGIN* (CONT.)

SIC Code	Product Class	Area/Country of Origin	Value of Imports (\$ Millions)	
			For Area	For Country
364100 86	ELECTRICAL FILAMENT LAMPS, ** NOT SPECIFIED	Western Hemisphere	2.72	2.68
		Canada		0.04
		Latin American Countries Other Western Hemisphere Countries		
		Western Europe	0.73	0.12
		United Kingdom		0.51
		West Germany Other Western European Countries		0.09
		Soviet Bloc Countries	0.23	
		Asia	0.78	0.46
		Japan		
		Communist Countries in Asia		
		Near East Asia		0.01
		South Asia Other Asian Countries		0.31
		Australia and Oceania		
Africa				
Total Code	Imports	4.47		
364100 86				

*Source: U.S. Department of Commerce, Bureau of the Census, Report #FT-210 (Annual 1978)

**Automotive-related products are believed to be included in this product class.

TABLE A-5. MOTOR VEHICLE PARTS AND ACCESSORIES - VALUE OF U.S. IMPORTS OF "OTHER AUTOMOTIVE" COMPONENTS IN 1978, BY PRODUCT CLASS AND AREA/COUNTRY OF ORIGIN* (CONT.)

SIC Code	Product Class	Area/Country of Origin	Value of Imports (\$ Millions)		
			For Area	For Country	
365110 34	RADIO-TAPE PLAYER COMBINATIONS FOR MOTOR VEHICLES	Western Hemisphere	0.03	0.03	
		Canada		-	
		Latin American Countries		-	
		Other Western Hemisphere Countries			
		Western Europe	1.51		
		United Kingdom		-	
		West Germany		1.44	
		Other Western European Countries		0.07	
		Soviet Bloc Countries			
		Asia	409.53		
		Japan			360.31
		Communist Countries in Asia			
		Near East Asia			
South Asia					
Other Asian Countries			49.22		
Australia and Oceania		0.004			
Africa					
Total Code	Imports		411.08		
365110 34					

*Source: U.S. Department of Commerce, Bureau of the Census, Report #FT-210 (Annual 1978)

**Automotive-related products are believed to be included in this product class.

TABLE A-5. MOTOR VEHICLE PARTS AND ACCESSORIES - VALUE OF U.S. IMPORTS OF "OTHER AUTOMOTIVE" COMPONENTS IN 1978, BY PRODUCT CLASS AND AREA/COUNTRY OF ORIGIN* (CONT.)

SIC Code	Product Class	Area/Country of Origin	Value of Imports (\$ Millions)	
			For Area	For Country
364100 86	ELECTRICAL FILAMENT LAMPS,** NOT SPECIFIED	Western Hemisphere	2.72	
		Canada		2.68
		Latin American Countries		0.04
		Other Western Hemisphere Countries		
		Western Europe	0.73	
		United Kingdom		0.12
		West Germany		0.51
		Other Western European Countries		0.09
		Soviet Bloc Countries	0.23	
		Asia	0.78	
		Japan		0.46
		Communist Countries in Asia		
		Near East Asia		
South Asia		0.01		
Other Asian Countries		0.31		
Australia and Oceania				
Africa				
Total Code	Imports		4.47	
	364100 86			

*Source: U.S. Department of Commerce, Bureau of the Census, Report #FT-210 (Annual 1978)

**Automotive-related products are believed to be included in this product class.

TABLE A-5. MOTOR VEHICLE PARTS AND ACCESSORIES - VALUE OF U.S. IMPORTS OF "OTHER AUTOMOTIVE" COMPONENTS IN 1978, BY PRODUCT CLASS AND AREA/COUNTRY OF ORIGIN* (CONT.)

SIC Code	Product Class	Area/Country of Origin	Value of Imports (\$ Millions)		
			For Area	For Country	
365110 34	RADIO-TAPE PLAYER COMBINATIONS FOR MOTOR VEHICLES	Western Hemisphere	0.03	0.03	
		Canada		-	
		Latin American Countries		-	
		Other Western Hemisphere Countries			
		Western Europe	1.51		
		United Kingdom		-	
		West Germany		1.44	
		Other Western European Countries		0.07	
		Soviet Bloc Countries			
		Asia	409.53		
		Japan			360.31
		Communist Countries in Asia			
		Near East Asia			
South Asia					
Other Asian Countries			49.22		
Australia and Oceania		0.004			
Africa					
Total Code	Imports		411.08		
365110 34					

*Source: U.S. Department of Commerce, Bureau of the Census, Report #FT-210 (Annual 1978)

**Automotive-related products are believed to be included in this product class.

TABLE A-5. MOTOR VEHICLE PARTS AND ACCESSORIES - VALUE OF U.S. IMPORTS OF "OTHER AUTOMOTIVE" COMPONENTS IN 1978, BY PRODUCT CLASS AND AREA/COUNTRY OF ORIGIN* (CONT.)

SIC Code	Product Class	Area/Country of Origin	Value of Imports (\$ Millions)	
			For Area	For Country
365110 65	RADIO RECEIVERS, SOLID STATE DESIGNED FOR MOTOR VEHICLES	Western Hemisphere	108.30	31.41
		Canada		76.89
		Latin American Countries		
		Other Western Hemisphere Countries		
		Western Europe	2.50	
		United Kingdom		-
		West Germany		2.45
		Other Western European Countries		0.05
		Soviet Bloc Countries		
		Asia	71.79	
		Japan		60.48
Communist Countries in Asia				
Near East Asia				
South Asia				
Other Asian Countries		11.32		
Australia and Oceania				
Africa				
Total Code	Imports		182.59	
	365110 65			

*Source: U.S. Department of Commerce, Bureau of the Census, Report #FT-210 (Annual 1978)

**Automotive-related products are believed to be included in this product class.

TABLE A-5. MOTOR VEHICLE PARTS AND ACCESSORIES - VALUE OF U.S. IMPORTS OF "OTHER AUTOMOTIVE" COMPONENTS IN 1978, BY PRODUCT CLASS AND AREA/COUNTRY OF ORIGIN* (CONT.)

SIC Code	Product Class	Area/Country of Origin	Value of Imports (\$ Millions)	
			For Area	For Country
36514A 55	AUDIO TAPE PLAYERS FOR MOTOR VEHICLES	Western Hemisphere	0.05	0.03
		Canada		0.05
		Latin American Countries Other Western Hemisphere Countries		
		Western Europe	0.58	0.02
		United Kingdom		0.09
		West Germany Other Western European Countries		0.47
		Soviet Bloc Countries	65.25	
		Asia		
		Japan Communist Countries in Asia Near East Asia South Asia Other Asian Countries		52.81
		Australia and Oceania	65.88	
		Africa		
		Total Code 36514A 55		Imports

*Source: U.S. Department of Commerce, Bureau of the Census, Report #FT-210 (Annual 1978)
 **Automotive-related products are believed to be included in this product class.

TABLE A-5. MOTOR VEHICLE PARTS AND ACCESSORIES - VALUE OF U.S. IMPORTS OF "OTHER AUTOMOTIVE" COMPONENTS IN 1978, BY PRODUCT CLASS AND AREA/COUNTRY OF ORIGIN* (CONT.)

SIC Code	Product Class	Area/Country of Origin	Value of Imports (\$ Millions)	
			For Area	For Country
3691XX 00	STORAGE BATTERIES, AND PARTS THEREOF, ** NOT SPECIFIED	Western Hemisphere	32.22	
		Canada		9.33
		Latin American Countries		21.88
		Other Western Hemisphere Countries		
		Western Europe	10.40	
		United Kingdom		2.98
		West Germany		2.56
		Other Western European Countries		4.86
		Soviet Bloc Countries	0.002	
		Asia	23.25	
		Japan		19.49
		Communist Countries in Asia		-
		Near East Asia		0.09
		South Asia		0.02
Other Asian Countries		3.67		
Australia and Oceania	0.001			
Africa	0.06			
Total Code	Imports	64.93		
3691XX 00				

*Source: U.S. Department of Commerce, Bureau of the Census, Report #FT-210 (Annual 1978)

**Automotive-related products are believed to be included in this product class.

TABLE A-5. MOTOR VEHICLE PARTS AND ACCESSORIES - VALUE OF U.S. IMPORTS OF "OTHER AUTOMOTIVE" COMPONENTS IN 1978, BY PRODUCT CLASS AND AREA/COUNTRY OF ORIGIN* (CONT.)

SIC Code	Product Class	Area/Country of Origin	Value of Imports (\$ Millions)	
			For Area	For Country
369410 00	IGNITION WIRING SETS AND WIRING SETS DESIGNED FOR USE IN TRANSPORTATION EQUIPMENT. **	Western Hemisphere	45.65	
		Canada		22.09
		Latin American Countries		22.96
		Other Western Hemisphere Countries		
		Western Europe	2.46	
		United Kingdom		0.20
		West Germany		1.95
		Other Western European Countries		0.30
		Soviet Bloc Countries	16.40	
		Asia		
		Japan		1.87
		Communist Countries in Asia		0.001
		Near East Asia		
South Asia				
Other Asian Countries		14.53		
Australia and Oceania	0.001			
Africa	-			
Total Code	Imports			
369410 00			63.91	

*Source: U.S. Department of Commerce, Bureau of the Census, Report #FT-210 (Annual 1978)

**Automotive-related products are believed to be included in this product class.

TABLE A-5. MOTOR VEHICLE PARTS AND ACCESSORIES - VALUE OF U.S. IMPORTS OF "OTHER AUTOMOTIVE" COMPONENTS IN 1978, BY PRODUCT CLASS AND AREA/COUNTRY OF ORIGIN* (CONT.)

SIC Code	Product Class	Area/Country of Origin	Value of Imports (\$ Millions)	
			For Area	For Country
369420 01	BATTERY CHARGING GENERATORS AND ALTERNATORS **	Western Hemisphere	0.31	0.20
		Canada		0.11
		Latin American Countries Other Western Hemisphere Countries		
		Western Europe	11.18	1.04
		United Kingdom		8.45
		West Germany Other Western European Countries		1.69
		Soviet Bloc Countries	0.006	
		Asia	7.14	7.04
		Japan		
		Communist Countries in Asia Near East Asia		0.001
		South Asia Other Asian Countries		0.10
		Australia and Oceania	-	
		Africa	0.21	
		Total Code	Imports	18.86
369420 01				

*Source: U.S. Department of Commerce, Bureau of the Census, Report #FT-210 (Annual 1978)

**Automotive-related products are believed to be included in this product class.

TABLE A-5. MOTOR VEHICLE PARTS AND ACCESSORIES - VALUE OF U.S. IMPORTS OF "OTHER AUTOMOTIVE" COMPONENTS IN 1978, BY PRODUCT CLASS AND AREA/COUNTRY OF ORIGIN* (CONT.)

SIC Code	Product Class	Area/Country of Origin	Value of Imports (\$ Millions)	
			For Area	For Country
369430 00	STARTER MOTORS FOR INTERNAL COMBUSTION ENGINES**	Western Hemisphere	0.34	0.27
		Canada		0.07
		Latin American Countries Other Western Hemisphere Countries		
		Western Europe	14.95	3.99
		United Kingdom		9.71
		West Germany Other Western European Countries		0.12
		Soviet Bloc Countries	0.01	
		Asia	14.47	14.45
		Japan		
		Communist Countries in Asia		0.003
		Near East Asia		
		South Asia Other Asian Countries		0.02
		Australia and Oceania		
Africa				
Total Code	Imports	29.77		
369430 00				

*Source: U.S. Department of Commerce, Bureau of the Census, Report #FT-210 (Annual 1978)

**Automotive-related products are believed to be included in this product class.

TABLE A-5. MOTOR VEHICLE PARTS AND ACCESSORIES - VALUE OF U.S. IMPORTS OF "OTHER AUTOMOTIVE" COMPONENTS IN 1978, BY PRODUCT CLASS AND AREA/COUNTRY OF ORIGIN* (CONT.)

SIC Code	Product Class	Area/Country of Origin	Value of Imports (\$ Millions)	
			For Area	For Country
369440 00	SPARK PLUGS FOR INTERNAL COMBUSTION ENGINES.**	Western Hemisphere	0.25	
		Canada		0.21
		Latin American Countries		0.04
		Other Western Hemisphere Countries		
		Western Europe	10.74	
		United Kingdom		0.97
		West Germany		8.91
		Other Western European Countries		0.86
		Soviet Bloc Countries	0.001	
		Asia	14.90	
		Japan		14.85
		Communist Countries in Asia		
		Near East Asia		
South Asia				
Other Asian Countries		0.05		
Australia and Oceania				
Africa				
Total Code	Imports		25.89	
369440 00				

*Source: U.S. Department of Commerce, Bureau of the Census, Report #FT-210 (Annual 1978)

**Automotive-related products are believed to be included in this product class.

TABLE A-5. MOTOR VEHICLE PARTS AND ACCESSORIES - VALUE OF U.S. IMPORTS OF "OTHER AUTOMOTIVE" COMPONENTS IN 1978, BY PRODUCT CLASS AND AREA/COUNTRY OF ORIGIN* (CONT.)

SIC Code	Product Class	Area/Country of Origin	Value of Imports (\$ Millions)	
			For Area	For Country
36945A 20	IGNITION COILS FOR INTERNAL COMBUSTION ENGINES.**	Western Hemisphere	0.03	0.01
		Canada		0.02
		Latin American Countries Other Western Hemisphere Countries		
		Western Europe	2.34	0.11
		United Kingdom		2.03
		West Germany Other Western European Countries		0.19
		Soviet Bloc Countries	0.005	
		Asia	2.73	2.67
		Japan		
		Communist Countries in Asia		
		Near East Asia		
		South Asia Other Asian Countries		0.06
		Australia and Oceania		
Africa				
Total Code 36945A 20	Imports	5.11		

*Source: U.S. Department of Commerce, Bureau of the Census, Report #FT-210 (Annual 1978)

**Automotive-related products are believed to be included in this product class.

TABLE A-5. MOTOR VEHICLE PARTS AND ACCESSORIES - VALUE OF U.S. IMPORTS OF "OTHER AUTOMOTIVE" COMPONENTS IN 1978, BY PRODUCT CLASS AND AREA/COUNTRY OF ORIGIN* (CONT.)

SIC Code	Product Class	Area/Country of Origin	Value of Imports (\$ Millions)	
			For Area	For Country
36945A 40	DISTRIBUTION CONTACT (BREAKER) POINT SETS**	Western Hemisphere	0.20	0.01
		Canada		
		Latin American Countries		
		Other Western Hemisphere Countries		
		Western Europe	6.44	
		United Kingdom		0.09
		West Germany		6.11
		Other Western European Countries		0.23
		Soviet Bloc Countries	-	
		Asia	5.10	
		Japan		4.83
		Communist Countries in Asia		
		Near East Asia		
South Asia				
Other Asian Countries		0.27		
Australia and Oceania	0.002			
Africa				
Total Code	Imports		11.74	
36945A 40				

*Source: U.S. Department of Commerce, Bureau of the Census, Report #FT-210 (Annual 1978)

**Automotive-related products are believed to be included in this product class.

TABLE A-5. MOTOR VEHICLE PARTS AND ACCESSORIES - VALUE OF U.S. IMPORTS OF "OTHER AUTOMOTIVE" COMPONENTS IN 1978, BY PRODUCT CLASS AND AREA/COUNTRY OF ORIGIN* (CONT.)

SIC Code	Product Class	Area/Country of Origin	Value of Imports (\$ Millions)	
			For Area	For Country
36945A 60	ELECTRICAL STARTING AND IGNITION EQUIPMENT, ** NOT SPECIFIED	Western Hemisphere	45.07	5.11
		Canada		
		Latin American Countries Other Western Hemisphere Countries		
		Western Europe	31.76	3.33 25.29 0.31
		United Kingdom		
		West Germany Other Western European Countries		
		Soviet Bloc Countries	0.01	21.87
		Asia		
		Japan	23.74	0.002 0.07 1.80
		Communist Countries in Asia		
		Near East Asia		
		South Asia Other Asian Countries		
		Australia and Oceania	0.13	0.13
Africa				
Total Code 36945A 60	Imports	100.84		

*Source: U.S. Department of Commerce, Bureau of the Census, Report #FT-210 (Annual 1978)

**Automotive-related products are believed to be included in this product class.

TABLE A-5. MOTOR VEHICLE PARTS AND ACCESSORIES - VALUE OF U.S. IMPORTS OF "OTHER AUTOMOTIVE" COMPONENTS IN 1978, BY PRODUCT CLASS AND AREA/COUNTRY OF ORIGIN* (CONT.)

SIC Code	Product Class	Area/Country of Origin	Value of Imports (\$ Millions)	
			For Area	For Country
36945A 80	ELECTRICAL STARTING AND IGNITION EQUIPMENT, CANADIAN ARTICLE APTA** NOT SPECIFIED	Western Hemisphere Canada Latin American Countries Other Western Hemisphere Countries Western Europe United Kingdom West Germany Other Western European Countries Soviet Bloc Countries Asia Japan Communist Countries in Asia Near East Asia South Asia Other Asian Countries Australia and Oceania Africa Total Code Imports 36945A 80	5.87	5.87

*Source: U.S. Department of Commerce, Bureau of the Census, Report #FT-210 (Annual 1978)

**Automotive-related products are believed to be included in this product class.

TABLE A-6. MOTOR VEHICLE PARTS AND ACCESSORIES - SUMMARY OF U.S. IMPORTS OF MECHANICAL AND OTHER AUTOMOTIVE COMPONENTS IN 1978, BY PRODUCT CLASS

SIC CODE	PRODUCT CLASS	VALUE OF IMPORTS (\$ MILLIONS) FOR AREA
MECHANICAL COMPONENTS PER TABLE A-4		
30412A 00	Rubber or plastic belting and belts	\$ 18.81
30415A 00	Rubber or plastic hose, pipe and tubing	65.61
3452XX 10	Bolts, nuts, other than base metal	241.50
3452XX 20	Screws	217.56
3452XX 30	Washers	19.00
3452XX 50	Base metal bolts and nuts	38.72
3452XX 60	Fasteners	45.32
3462XD 00	Forgings	72.00
345600 00	Motor vehicle body stampings	85.75
3493XB 20	Springs and leaves for springs for motor vehicle suspension	212.28
3493XB 40	Base metal hairsprings, springs and leaves for springs	32.55
349450 30	Iron and steel pipe and tube fittings, not specified	34.50
349450 40	Copper pipe and tube fittings	3.41
351940 00	Diesel engines	94.03
35197A 00	Piston type engines, not specified	95.13
35199D 20	Fuel injection pumps and parts thereof for diesel engines	51.78
35199D 40	Parts for automotive, marine and aircraft engines, not specified	496.61
356210 00	Ball bearings	168.46
356220 00	Tapered roller bearings, cups and cone assemblies	67.97
356240 00	Mounted bearings, including pillow blocks and parts	3.96
35629A 20	Anti friction balls	9.82
35629A 40	Anti friction rollers	6.18
35629A 95	Parts for ball and roller bearings	83.71
356310 20	Air and vacuum pumps and parts	44.11
356320 00	Parts for compressors	45.92
358540 10	Compressors, refrigeration and air conditioning, not over 3HP	55.28
358540 20	Compressors, refrigeration, and air conditioning, 3-10 HP	6.87
371110 40	Chassis for passenger automobiles	0.24
31112C 01	Motor vehicles and motor vehicle chassis (except motorcycles)	3,186.33

TABLE A-6. MOTOR VEHICLE PARTS AND ACCESSORIES - SUMMARY OF U.S. IMPORTS OF MECHANICAL AND OTHER AUTOMOTIVE COMPONENTS IN 1978, BY PRODUCT CLASS (CONT.)

SIC CODE	PRODUCT CLASS	VALUE OF IMPORTS (\$ MILLIONS) FOR AREA
MECHANICAL COMPONENTS PER TABLE A-4 (CONT.)		
371150 00	Bodies for passenger automobiles	\$ 0.36
371310 00	Bodies for motor vehicles	381.52
3714XJ 10	Piston type engines (except diesels) for autos, trucks, buses	1,126.79
3714XJ 20	Wheels for motor vehicles, pneumatic tires type	103.68
3714XJ 30	Radiators for motor vehicles	61.64
3714XJ 40	Mufflers and Tailpipes for motor vehicles	105.02
3714XJ 50	Motor vehicle pumps for liquids	35.10
3714XJ 55	Brakes and parts thereof for motor vehicles	204.98
3714XJ 60	Transmissions for motor vehicles, not specified	60.81
3714XJ 65	Transmissions for passenger automobiles	336.76
3714XJ 70	Shock absorbers for motor vehicles	47.34
3714XJ 95	Parts for motor vehicles and internal combustion engines, not specified	2,531.21
372420 00	Meters, gauges, instruments, not specified	<u>10.61</u>
	SUBTOTAL	10,509.23
OTHER AUTOMOTIVE COMPONENTS PER TABLE A-5		
301110 01	Pneumatic tires, passenger cars, new	341.51
301120 00	Pneumatic tires, trucks and buses, new	421.78
301140 98	Tubes and tires	26.03
32113C 90	Laminated glass	41.55
364100 30	Sealed beam lamps	6.27
364100 83	Tungsten halogen lamps	11.43
364100 86	Filament lamps, not specified	4.47
365110 34	Radios, tape players for motor vehicles	411.08
365110 65	Radio receivers for motor vehicles	182.59
36514A 55	Tape players for motor vehicles	65.88
3691XX 00	Storage batteries and parts thereof	64.93
		789.32
		1,008.64

TABLE A-6. MOTOR VEHICLE PARTS AND ACCESSORIES - SUMMARY OF U.S. IMPORTS AND MECHANICAL AND OTHER AUTOMOTIVE COMPONENTS IN 1978, BY PRODUCT CLASS (CONT.)

SIC CODE	PRODUCT CLASS	VALUE OF IMPORTS (\$ MILLIONS) FOR AREA									
OTHER AUTOMOTIVE COMPONENTS PER TABLE A-5 (CONT.)											
369410 00 369420 01 369430 00 369440 00 36945A 20 36945A 40 36945A 60 36945A 80	Ignition wiring sets and wiring sets for transportation equip. Generators and alternators Starter motors Spark plugs for internal combustion engines Ignition coils for internal combustion engines Distributor points, sets Electrical starting and ignition equipment, not specified Electrical starting and ignition equipment, (Canadian-APTA)	<table border="1"> <tr> <td>\$ 63.91</td> </tr> <tr> <td>18.86</td> </tr> <tr> <td>29.77</td> </tr> <tr> <td>25.89</td> </tr> <tr> <td>5.11</td> </tr> <tr> <td>11.74</td> </tr> <tr> <td>100.84</td> </tr> <tr> <td>5.87</td> </tr> <tr> <td>1,839.51</td> </tr> </table>	\$ 63.91	18.86	29.77	25.89	5.11	11.74	100.84	5.87	1,839.51
\$ 63.91											
18.86											
29.77											
25.89											
5.11											
11.74											
100.84											
5.87											
1,839.51											
	SUBTOTAL GRAND TOTAL:	1,008.64 12,348.74									

APPENDIX B

VALUE OF U.S. EXPORTS OF MOTOR VEHICLE PARTS
AND ACCESSORIES BY PRODUCT CLASS AND
AREA/COUNTRY OF DESTINATION

TABLE B-1. MOTOR VEHICLE PARTS AND ACCESSORIES - VALUE OF U.S. EXPORTS OF MECHANICAL COMPONENTS IN 1979, BY PRODUCT CLASS AND AREA/COUNTRY OF DESTINATION*

Schedule E Code	Product Class	Destination Area/Country	Value of Exports (\$ Millions)	
			For Area	For Country
694.0	FASTENERS (BOLTS AND SIMILAR PARTS) - IRON, STEEL, COPPER**	Western Hemisphere	136.60	-
		Canada		106.72
		Latin American Countries		25.90
		Other Western Hemisphere Countries		3.98
		Western Europe	43.52	-
		United Kingdom		16.17
		West Germany		7.18
		Other Western European Countries		20.17
		Soviet Bloc Countries	.75	-
		Asia	28.20	-
		Japan		8.53
		Communist Countries in Asia		.04
		Near East Asia		13.34
		South Asia		.52
Other Asian Countries		5.78		
Australia and Oceania	4.21	-		
Africa	3.99	-		
Total Code 694.0 Exports		217.26		

*Source: U.S. Department of Commerce, Bureau of the Census, Report #FT-450 (Annual 1979).
 **Automotive-related products are believed to be included in this product class.

TABLE B-1. MOTOR VEHICLE PARTS AND ACCESSORIES - VALUE OF U.S. EXPORTS OF MECHANICAL COMPONENTS IN 1979, BY PRODUCT CLASS AND AREA/COUNTRY OF DESTINATION* (CONT.)

Schedule E Code	Product Class	Destination Area/Country	Value of Exports (\$ Millions)	
			For Area	For Country
699.4	SPRINGS AND LEAVES - IRON, STEEL, COPPER**	Western Hemisphere	41.67	-
		Canada		28.47
		Latin American Countries		13.06
		Other Western Hemisphere Countries		.14
		Western Europe	2.72	-
		United Kingdom		.62
		West Germany		.54
		Other Western European Countries		1.56
		Soviet Bloc Countries	.33	-
		Asia	1.60	-
		Japan		.19
		Communist Countries in Asia		.003
		Near East Asia		.76
		South Asia		.07
Other Asian Countries		.57		
Australia and Oceania	.37	-		
Africa	.31	-		
Total Code 699.4 Exports			47.01	

*Source: U.S. Department of Commerce, Bureau of the Census, Report #FT-450 (Annual 1979).

**Automotive-related products are believed to be included in this product class.

TABLE B-1. MOTOR VEHICLE PARTS AND ACCESSORIES - VALUE OF U.S. EXPORTS OF MECHANICAL COMPONENTS IN 1979, BY PRODUCT CLASS AND AREA/COUNTRY OF DESTINATION* (CONT.)

Schedule E Code	Product Class	Destination Area/Country	Value of Exports (\$ Millions)	
			For Area	For Country
713.5	PISTON TYPE INTERNAL COMBUSTION ENGINES (NOT SPECIFIED)**	Western Hemisphere	1082.15	-
		Canada		973.26
		Latin American Countries		106.85
		Other Western Hemisphere Countries		2.04
		Western Europe	191.61	-
		United Kingdom		50.25
		West Germany		27.13
		Other Western European Countries		114.23
		Soviet Bloc Countries	3.72	-
		Asia	102.21	-
		Japan		16.49
		Communist Countries in Asia		.31
		Near East Asia		41.57
		South Asia		3.23
Other Asian Countries		40.62		
Australia and Oceania	56.38	-		
Africa	20.42	-		
Total Code 713.5 Exports		1,456.49		

*Source: U.S. Department of Commerce, Bureau of the Census, Report #FT-450 (Annual 1979).

**Automotive-related products are believed to be included in this product class.

TABLE B-1. MOTOR VEHICLE PARTS AND ACCESSORIES - VALUE OF U.S. EXPORTS OF MECHANICAL COMPONENTS IN 1979, BY PRODUCT CLASS AND AREA/COUNTRY OF DESTINATION* (CONT.)

Schedule E Code	Product Class	Destination Area/Country	Value of Exports (\$ Millions)	
			For Area	For Country
713.9	PARTS OF PISTON TYPE ENGINES (EXCEPT AIRCRAFT)**	Western Hemisphere	813.71	-
		Canada		395.68
		Latin American Countries		400.63
		Other Western Hemisphere Countries		17.40
		Western Europe	267.15	-
		United Kingdom		76.33
		West Germany		20.12
		Other Western European Countries		170.70
		Soviet Bloc Countries	7.83	-
		Asia	229.84	-
		Japan		17.85
		Communist Countries in Asia		1.20
		Near East Asia		113.15
		South Asia		13.04
Other Asian Countries		84.59		
Australia and Oceania	70.07	-		
Africa	41.33	-		
Total Code 713.9 Exports		1,429.94		

*Source: U.S. Department of Commerce, Bureau of the Census, Report #FT-450 (Annual 1979).

**Automotive-related products are believed to be included in this product class.

TABLE B-1. MOTOR VEHICLE PARTS AND ACCESSORIES - VALUE OF U.S. EXPORTS OF MECHANICAL COMPONENTS IN 1979, BY PRODUCT CLASS AND AREA/COUNTRY OF DESTINATION* (CONT.)

Schedule E Code	Product Class	Destination Area/Country	Value of Exports (\$ Millions)	
			For Area	For Country
741.5	AIR CONDITIONING MACHINERY AND PARTS**	Western Hemisphere	253.15	-
		Canada		149.69
		Latin American Countries		89.55
		Other Western Hemisphere Countries		13.91
		Western Europe	100.37	-
		United Kingdom		13.49
		West Germany		29.39
		Other Western European Countries		57.49
		Soviet Bloc Countries	.59	-
		Asia	367.43	-
		Japan		9.85
		Communist Countries in Asia		.09
		Near East Asia		277.97
		South Asia		4.99
Other Asian Countries		74.53		
Australia and Oceania	29.20	-		
Africa	38.17	-		
Total Code 741.5 Exports	788.91			

*Source: U.S. Department of Commerce, Bureau of the Census, Report #FT-450 (Annual 1979).

**Automotive-related products are believed to be included in this product class.

TABLE B-1. MOTOR VEHICLE PARTS AND ACCESSORIES - VALUE OF U.S. EXPORTS OF MECHANICAL COMPONENTS IN 1979, BY PRODUCT CLASS AND AREA/COUNTRY OF DESTINATION* (CONT.)

Schedule E Code	Product Class	Destination Area/Country	Value of Exports (\$ Millions)	
			For Area	For Country
743.7	AIR AND VACUUM PUMPS; COMPRESSION AND PUMP PARTS**	Western Hemisphere	145.91	-
		Canada		55.87
		Latin American Countries		85.12
		Other Western Hemisphere Countries		4.91
		Western Europe	60.71	-
		United Kingdom		22.58
		West Germany		5.28
		Other Western European Countries		32.85
		Soviet Bloc Countries	4.48	-
		Asia	68.48	-
		Japan		5.76
		Communist Countries in Asia		3.01
		Near East Asia		34.15
		South Asia		4.05
Other Asian Countries		21.51		
Australia and Oceania	8.75	-		
Africa	14.62	-		
Total Code 743.7 Exports	302.96			

*Source: U.S. Department of Commerce, Bureau of the Census, Report #FT-450 (Annual 1979).

**Automotive-related products are believed to be included in this product class.

TABLE B-1. MOTOR VEHICLE PARTS AND ACCESSORIES - VALUE OF U.S. EXPORTS OF MECHANICAL COMPONENTS IN 1979, BY PRODUCT CLASS AND AREA/COUNTRY OF DESTINATION* (CONT.)

Schedule E Code	Product Class	Destination Area/Country	Value of Exports (\$ Millions)	
			For Area	For Country
749.1	BALL AND ROLLER BEARINGS AND PARTS THEREOF**	Western Hemisphere	161.65	-
		Canada		87.26
		Latin American Countries		72.94
		Other Western Hemisphere Countries		1.44
		Western Europe	73.57	-
		United Kingdom		21.10
		West Germany		11.64
		Other Western European Countries		40.83
		Soviet Bloc Countries	2.52	-
		Asia	29.46	-
		Japan		6.42
		Communist Countries in Asia		.11
		Near East Asia		5.21
		South Asia		4.04
Other Asian Countries		13.68		
Australia and Oceania	13.48	-		
Africa	10.12	-		
Total Code 749.1 Exports		290.81		

*Source: U.S. Department of Commerce, Bureau of the Census, Report #FT-450 (Annual 1979).

**Automotive-related products are believed to be included in this product class.

TABLE B-1. MOTOR VEHICLE PARTS AND ACCESSORIES - VALUE OF U.S. EXPORTS OF MECHANICAL COMPONENTS IN 1979, BY PRODUCT CLASS AND AREA/COUNTRY OF DESTINATION* (CONT.)

Schedule E Code	Product Class	Destination Area/Country	Value of Exports (\$ Millions)	
			For Area	For Country
749.2	HYDRAULIC FITTINGS (TAPS, COCKS & VALVES) AND PARTS THEREOF**	Western Hemisphere	282.18	-
		Canada		140.37
		Latin American Countries		134.13
		Other Western Hemisphere Countries		7.67
		Western Europe	140.61	-
		United Kingdom		49.69
		West Germany		22.50
		Other Western European Countries		68.42
		Soviet Bloc Countries	10.64	-
		Asia	165.34	-
		Japan		33.46
		Communist Countries in Asia		1.79
		Near East Asia		69.59
		South Asia		5.27
Other Asian Countries		55.22		
Australia and Oceania	14.90	-		
Africa	43.51	-		
Total Code 749.2 Exports	657.19			

*Source: U.S. Department of Commerce, Bureau of the Census, Report #FT-450 (Annual 1979).

**Automotive-related products are believed to be included in this product class.

TABLE B-1. MOTOR VEHICLE PARTS AND ACCESSORIES - VALUE OF U.S. EXPORTS OF MECHANICAL COMPONENTS IN 1979, BY PRODUCT CLASS AND AREA/COUNTRY OF DESTINATION* (CONT.)

Schedule E Code	Product Class	Destination Area/Country	Value of Exports (\$ Millions)	
			For Area	For Country
784.1	ROAD MOTOR VEHICLE AND TRACTOR CHASSIS**	Western Hemisphere	600.46	-
		Canada		450.79
		Latin American Countries		149.10
		Other Western Hemisphere Countries		.57
		Western Europe	6.60	-
		United Kingdom		1.72
		West Germany		.92
		Other Western European Countries		3.96
		Soviet Bloc Countries	-	-
		Asia	44.97	-
		Japan		.47
		Communist Countries in Asia		-
		Near East Asia		35.13
		South Asia		.17
		Other Asian Countries		9.20
Australia and Oceania	15.72			
Africa	5.92			
Total Code 784.1 Exports	673.67			

*Source: U.S. Department of Commerce, Bureau of the Census, Report #FT-450 (Annual 1979).

**Automotive-related products are believed to be included in this product class.

TABLE B-1. MOTOR VEHICLE PARTS AND ACCESSORIES - VALUE OF U.S. EXPORTS OF MECHANICAL COMPONENTS IN 1979, BY PRODUCT CLASS AND AREA/COUNTRY OF DESTINATION* (CONT.)

Schedule E Code	Product Class	Destination Area/Country	Value of Exports (\$ Millions)	
			For Area	For Country
784.2	ROAD MOTOR VEHICLE AND TRACTOR BODIES**	Western Hemisphere	62.16	-
		Canada		41.31
		Latin American Countries		20.22
		Other Western Hemisphere Countries		.63
		Western Europe	5.08	-
		United Kingdom		1.11
		West Germany		1.45
		Other Western European Countries		2.52
		Soviet Bloc Countries	.09	-
		Asia	5.56	-
		Japan		.38
		Communist Countries in Asia		-
		Near East Asia		3.75
		South Asia		.01
Other Asian Countries		1.42		
Australia and Oceania	.92	-		
Africa	.93	-		
Total Code	784.2 Exports	74.74		

*Source: U.S. Department of Commerce, Bureau of the Census, Report #FT-450 (Annual 1979).

**Automotive-related products are believed to be included in this product class.

TABLE B-1. MOTOR VEHICLE PARTS AND ACCESSORIES - VALUE OF U.S. EXPORTS OF MECHANICAL COMPONENTS IN 1979, BY PRODUCT CLASS AND AREA/COUNTRY OF DESTINATION* (CONT.)

Schedule E Code	Product Class	Destination Area/Country	Value of Exports (\$ Millions)	
			For Area	For Country
784.3	PARTS OF ROAD VEHICLES AND TRACTORS**	Western Hemisphere	5,223.71	-
		Canada		3,868.42
		Latin American Countries		1,321.26
		Other Western Hemisphere Countries		34.04
		Western Europe	785.64	-
		United Kingdom		181.71
		West Germany		133.91
		Other Western European Countries		470.02
		Soviet Bloc Countries	53.94	-
		Asia	459.82	-
		Japan		79.30
		Communist Countries in Asia		5.62
		Near East Asia		162.21
		South Asia		20.46
Other Asian Countries		192.23		
Australia and Oceania	211.95	-		
Africa	122.34	-		
Total Code 784.3 Exports	6,857.41			

*Source: U.S. Department of Commerce, Bureau of the Census, Report #FT-450 (Annual 1979).

**Automotive-related products are believed to be included in this product class.

TABLE B-1. MOTOR VEHICLE PARTS AND ACCESSORIES - VALUE OF U.S. EXPORTS OF MECHANICAL COMPONENTS IN 1979, BY PRODUCT CLASS AND AREA/COUNTRY OF DESTINATION* (CONT.)

Schedule E Code	Product Class	Destination Area/Country	Value of Exports (\$ Millions)	
			For Area	For Country
873.1	METERS, GAS, LIQUID AND ELECTRICITY (INSTRUMENTS, GAUGES, ETC.)**	Western Hemisphere	16.84	-
		Canada		4.09
		Latin American Countries		11.10
		Other Western Hemisphere Countries		1.65
		Western Europe	8.04	-
		United Kingdom		2.53
		West Germany		1.42
		Other Western European Countries		4.09
		Soviet Bloc Countries	.004	-
		Asia	11.22	-
		Japan		1.42
		Communist Countries in Asia		.01
		Near East Asia		3.33
		South Asia		.53
Other Asian Countries		5.93		
Australia and Oceania	2.10	-		
Africa	3.06	-		
Total Code 873.1 Exports	41.26			

*Source: U.S. Department of Commerce, Bureau of the Census, Report #FT-450 (Annual 1979).

**Automotive-related products are believed to be included in this product class.

TABLE B-1. MOTOR VEHICLE PARTS AND ACCESSORIES - VALUE OF U.S. EXPORTS OF MECHANICAL COMPONENTS IN 1979, BY PRODUCT CLASS AND AREA/COUNTRY OF DESTINATION* (CONT.)

Schedule E Code	Product Class	Destination Area/Country	Value of Exports (\$ Millions)	
			For Area	For Country
873.2	REVOLUTION ETC. COUNTERS, (SPEEDOMETERS, TAXI-TACHOMETERS, TAXI-METERS)**	Western Hemisphere	4.67	-
		Canada		2.92
		Latin American Countries		1.73
		Other Western Hemisphere Countries		.01
		Western Europe	3.43	-
		United Kingdom		.93
		West Germany		.37
		Other Western European Countries		2.13
		Soviet Bloc Countries	.002	-
		Asia	.62	-
		Japan		.26
		Communist Countries in Asia		-
		Near East Asia		.15
South Asia		.02		
Other Asian Countries		.20		
Australia and Oceania	.40	-		
Africa	.16	-		
Total Code 873.2 Exports	9.29			

*Source: U.S. Department of Commerce, Bureau of the Census, Report #FT-450 (Annual 1979).

**Automotive-related products are believed to be included in this product class.

TABLE B-2. MOTOR VEHICLE PARTS AND ACCESSORIES - VALUE OF U.S. EXPORTS OF "OTHER AUTOMOTIVE" COMPONENTS IN 1979, BY PRODUCT CLASS AND AREA/COUNTRY OF DESTINATION*

Schedule E Code	Product Class	Destination Area/Country	Value of Exports (\$ Millions)	
			For Area	For Country
598.2	ANTI-KNOCK AND OTHER FUEL AND LUBRICANT ADDITIVES	Western Hemisphere	248.92	—
		Canada		50.93
		Latin American Countries		180.16
		Other Western Hemisphere Countries		17.83
		Western Europe	164.06	—
		United Kingdom		19.89
		West Germany		7.00
		Other Western European Countries		137.16
		Soviet Bloc Countries	0.89	—
		Asia	203.36	—
		Japan		61.57
		Communist Countries in Asia		6.16
		Near East Asia		16.31
		South Asia		12.66
Other Asian Countries		106.67		
Australia and Oceania	66.13	—		
Africa	41.68	—		
Total Code 598.2 Exports	725.04			

*Source: U.S. Department of Commerce, Bureau of the Census, Report #FT-450 (Annual 1979).

**Automotive-related products are believed to be included in this product class.

TABLE B-2. MOTOR VEHICLE PARTS AND ACCESSORIES - VALUE OF U.S. EXPORTS OF "OTHER AUTOMOTIVE" COMPONENTS IN 1979, BY PRODUCT CLASS AND AREA/COUNTRY OF DESTINATION* (CONT.)

Schedule E Code	Product Class	Destination Area/Country	Value of Exports (\$ Millions)	
			For Area	For Country
625.1	PNEUMATIC TIRES FOR PASSENGER CARS	Western Hemisphere	81.58	—
		Canada		46.38
		Latin American Countries		31.50
		Other Western Hemisphere Countries		3.70
		Western Europe	15.74	—
		United Kingdom		2.79
		West Germany		3.20
		Other Western European Countries		9.75
		Soviet Bloc Countries		—
		Asia	28.68	—
		Japan		7.86
		Communist Countries in Asia		.004
		Near East Asia		19.23
South Asia		0.055		
Other Asian Countries		1.53		
Australia and Oceania	3.61	—		
Africa	<u>0.82</u>	—		
Total Code	625.1 Exports		130.43	

*Source: U.S. Department of Commerce, Bureau of the Census, Report #FT-450 (Annual 1979).

**Automotive-related products are believed to be included in this product class.

TABLE B-2. MOTOR VEHICLE PARTS AND ACCESSORIES - VALUE OF U.S. EXPORTS OF "OTHER AUTOMOTIVE" COMPONENTS IN 1979, BY PRODUCT CLASS AND AREA/COUNTRY OF DESTINATION* (CONT.)

Schedule E Code	Product Class	Destination Area/Country	Value of Exports (\$ Millions)	
			For Area	For Country
625.2	PNEUMATIC TIRES, TRUCKS AND BUSES	Western Hemisphere	46.81	—
		Canada		14.98
		Latin American Countries		30.24
		Other Western Hemisphere Countries		1.59
		Western Europe	5.99	—
		United Kingdom		2.19
		West Germany		.92
		Other Western European Countries		2.88
		Soviet Bloc Countries	0.01	—
		Asia	15.13	—
		Japan		0.18
		Communist Countries in Asia		0.28
		Near East Asia		13.71
		South Asia		0.19
Other Asian Countries		0.77		
Australia and Oceania	1.63	—		
Africa	2.10	—		
Total Code 625.2 Exports		71.67		

*Source: U.S. Department of Commerce, Bureau of the Census, Report #FT-450 (Annual 1979).

**Automotive-related products are believed to be included in this product class.

TABLE B-2. MOTOR VEHICLE PARTS AND ACCESSORIES - VALUE OF U.S. EXPORTS OF "OTHER AUTOMOTIVE" COMPONENTS IN 1979, BY PRODUCT CLASS AND AREA/COUNTRY OF DESTINATION* (CONT.)

Schedule E Code	Product Class	Destination Area/Country	Value of Exports (\$ Millions)	
			For Area	For Country
625.8	TUBES FOR TIRES - NOT SPECIFIED**	Western Hemisphere	14.92	—
		Canada		5.06
		Latin American Countries		8.90
		Other Western Hemisphere Countries		0.95
		Western Europe	2.43	—
		United Kingdom		0.65
		West Germany		0.26
		Other Western European Countries		1.52
		Soviet Bloc Countries	0.38	—
		Asia	4.57	—
		Japan		0.16
		Communist Countries in Asia		0.12
		Near East Asia		3.77
		South Asia		0.09
Other Asian Countries		0.43		
Australia and Oceania	0.41	—		
Africa	<u>1.02</u>			
Total Code 625.8 Exports	23.73			

*Source: U.S. Department of Commerce, Bureau of the Census, Report #FT-450 (Annual 1979).

**Automotive-related products are believed to be included in this product class.

TABLE B-2. MOTOR VEHICLE PARTS AND ACCESSORIES - VALUE OF U.S. EXPORTS OF "OTHER AUTOMOTIVE" COMPONENTS IN 1979, BY PRODUCT CLASS AND AREA/COUNTRY OF DESTINATION* (CONT.)

Schedule E Code	Product Class	Destination Area/Country	Value of Exports (\$ Millions)	
			For Area	For Country
664.7	SAFETY GLASS - TOUGHENED OR LAMINATED**	Western Hemisphere	75.36	—
		Canada		59.69
		Latin American Countries		15.04
		Other Western Hemisphere Countries		0.62
		Western Europe	17.39	—
		United Kingdom		1.99
		West Germany		10.96
		Other Western European Countries		4.43
		Soviet Bloc Countries	0.04	—
		Asia	4.86	—
		Japan		0.45
		Communist Countries in Asia		—
		Near East Asia		3.29
		South Asia		0.04
Other Asian Countries		1.07		
Australia and Oceania	0.62	—		
Africa	—	—		
Total Code 664.7 Exports		98.50	—	

*Source: U.S. Department of Commerce, Bureau of the Census, Report #FT-450 (Annual 1979).

**Automotive-related products are believed to be included in this product class.

TABLE B-2. MOTOR VEHICLE PARTS AND ACCESSORIES - VALUE OF U.S. EXPORTS OF "OTHER AUTOMOTIVE" COMPONENTS IN 1979, BY PRODUCT CLASS AND AREA/COUNTRY OF DESTINATION* (CONT.)

Schedule E Code	Product Class	Destination Area/Country	Value of Exports (\$ Millions)	
			For Area	For Country
762.0	RADIO RECEIVERS, AM AND AM/FM AND COMBINATIONS**	Western Hemisphere	61.96	—
		Canada		35.08
		Latin American Countries		24.78
		Other Western Hemisphere Countries		2.10
		Western Europe	6.39	—
		United Kingdom		0.78
		West Germany		0.97
		Other Western European Countries		4.64
		Soviet Bloc Countries	0.001	—
		Asia	7.67	—
		Japan		1.74
		Communist Countries in Asia		0.002
		Near East Asia		1.48
		South Asia		0.44
		Other Asian Countries		4.01
Australia and Oceania	0.61	—		
Africa	<u>5.30</u>	—		
Total Code 762.0 Exports	81.93			

*Source: U.S. Department of Commerce, Bureau of the Census, Report #FT-450 (Annual 1979).

**Automotive-related products are believed to be included in this product class.

TABLE B-2. MOTOR VEHICLE PARTS AND ACCESSORIES - VALUE OF U.S. EXPORTS OF "OTHER AUTOMOTIVE" COMPONENTS IN 1979, BY PRODUCT CLASS AND AREA/COUNTRY OF DESTINATION* (CONT.)

Schedule E Code	Product Class	Destination Area/Country	Value of Exports (\$ Millions)	
			For Area	For Country
773.1	INSULATED ELECTRICAL CONDUCTORS (CABLE)**	Western Hemisphere	205.94	—
		Canada		104.69
		Latin American Countries		97.18
		Other Western Hemisphere Countries		4.07
		Western Europe	53.38	—
		United Kingdom		13.02
		West Germany		11.70
		Other Western European Countries		28.66
		Soviet Bloc Countries	0.43	—
		Asia	111.84	—
		Japan		5.54
		Communist Countries in Asia		0.22
		Near East Asia		81.61
		South Asia		1.59
Other Asian Countries		22.88		
Australia and Oceania	4.04	—		
Africa	<u>16.59</u>	—		
Total Code 773.1 Exports	392.22			

*Source: U.S. Department of Commerce, Bureau of the Census, Report #FT-450 (Annual 1979).

**Automotive-related products are believed to be included in this product class.

TABLE B-2. MOTOR VEHICLE PARTS AND ACCESSORIES - VALUE OF U.S. EXPORTS OF "OTHER AUTOMOTIVE" COMPONENTS IN 1979, BY PRODUCT CLASS AND AREA/COUNTRY OF DESTINATION* (CONT.)

Schedule E Code	Product Class	Destination Area/Country	Value of Exports (\$ Millions)	
			For Area	For Country
778.1	BATTERIES AND ELECTRIC ACCUMULATORS AND PARTS**	Western Hemisphere	91.02	—
		Canada		41.92
		Latin American Countries		46.15
		Other Western Hemisphere Countries		2.95
		Western Europe	77.45	—
		United Kingdom		8.59
		West Germany		9.12
		Other Western European Countries		59.74
		Soviet Bloc Countries	0.30	—
		Asia	52.28	—
		Japan		10.71
		Communist Countries in Asia		0.02
		Near East Asia		15.70
		South Asia		0.46
Other Asian Countries		25.39		
Australia and Oceania	10.92	—		
Africa	<u>5.53</u>	—		
Total Code 778.1 Exports	237.50			

*Source: U.S. Department of Commerce, Bureau of the Census, Report #FT-450 (Annual 1979).

**Automotive-related products are believed to be included in this product class.

TABLE B-2. MOTOR VEHICLE PARTS AND ACCESSORIES - VALUE OF U.S. EXPORTS OF "OTHER AUTOMOTIVE" COMPONENTS IN 1979, BY PRODUCT CLASS AND AREA/COUNTRY OF DESTINATION* (CONT.)

Schedule E Code	Product Class	Destination Area/Country	Value of Exports (\$ Millions)	
			For Area	For Country
778.2	ELECTRIC LAMPS (BULBS) AND PARTS**	Western Hemisphere	96.48	—
		Canada		44.18
		Latin American Countries		50.39
		Other Western Hemisphere Countries		1.91
		Western Europe	65.88	
		United Kingdom		9.91
		West Germany		14.15
		Other Western European Countries		41.82
		Soviet Bloc Countries	0.30	—
		Asia	21.25	—
		Japan		8.44
		Communist Countries in Asia		0.02
		Near East Asia		6.08
		South Asia		0.33
Other Asian Countries		6.38		
Australia and Oceania	7.56	—		
Africa	<u>3.40</u>	—		
Total Code 778.2 Exports	195.27			

*Source: U.S. Department of Commerce, Bureau of the Census, Report #FT-450 (Annual 1979).

**Automotive-related products are believed to be included in this product class.

TABLE B-2. MOTOR VEHICLE PARTS AND ACCESSORIES - VALUE OF U.S. EXPORTS OF "OTHER AUTOMOTIVE" COMPONENTS IN 1979, BY PRODUCT CLASS AND AREA/COUNTRY OF DESTINATION* (CONT.)

Schedule E Code	Product Class	Destination Area/Country	Value of Exports (\$ Millions)	
			For Area	For Country
778.3	ELECTRICAL EQUIPMENT FOR ENGINES AND VEHICLES**	Western Hemisphere	251.76	—
		Canada		188.51
		Latin American Countries		61.42
		Other Western Hemisphere Countries		1.83
		Western Europe	43.22	—
		United Kingdom		8.28
		West Germany		2.84
		Other Western European Countries		24.97
		Soviet Bloc Countries	0.73	—
		Asia	30.80	—
		Japan		2.72
		Communist Countries in Asia		0.01
		Near East Asia		13.84
		South Asia		0.78
Other Asian Countries		13.45		
Australia and Oceania	3.99	—		
Africa	<u>7.36</u>	—		
Total Code 778.3 Exports		337.86		

*Source: U.S. Department of Commerce, Bureau of the Census, Report #FT-450 (Annual 1979).

**Automotive-related products are believed to be included in this product class.

TABLE B-3. MOTOR VEHICLE PARTS AND ACCESSORIES - SUMMARY OF U.S. EXPORTS OF MECHANICAL AND OTHER AUTOMOTIVE COMPONENTS IN 1979, BY PRODUCT CLASS

SCHEDULE E CODE	PRODUCT CLASS	VALUE OF EXPORTS (\$ MILLIONS) FOR AREA
MECHANICAL COMPONENTS PER TABLE B-1		
694.0	Fasteners	217.26
699.4	Springs	47.01
713.5	Internal combustion engines, piston type	1,456.49
713.9	Parts for piston engines	1,429.94
741.5	Air conditioning equipment and parts	788.91
743.7	Air/vacuum pumps, compressors and parts	302.96
749.1	Bearings & parts	290.81
749.2	Hydraulic fittings	657.19
784.1	Vehicle chassis	673.67
784.2	Vehicle bodies	74.74
784.3	Vehicle parts	6,857.41
873.1	Instruments, gauges	41.26
873.2	Revolution counters	9.29
	Subtotal	12,846.94
OTHER AUTOMOTIVE COMPONENTS PER TABLE B-2		
598.2	Fuel & oil additives	725.04
625.1/625.2/625.8	Tires & tubes	255.83
664.7	Safety glass	98.50
762.0/773.1/778.1	Electrical components	1,244.78
778.2/778.3		2,324.15
	Subtotal	15,171.09
	Grand Total	

TABLE B-4. MOTOR VEHICLE PARTS AND ACCESSORIES - VALUE OF U.S. EXPORTS OF MECHANICAL COMPONENTS IN 1978, BY PRODUCT CLASS AND AREA/COUNTRY OF DESTINATION*

Schedule E Code	Product Class	Destination Area/Country	Value of Exports (\$ Millions)	
			For Area	For Country
694.0	FASTENERS (BOLTS AND SIMILAR PARTS) - IRON, STEEL, COPPER**	Western Hemisphere	135.98	—
		Canada		115.14
		Latin American Countries		17.39
		Other Western Hemisphere Countries		3.44
		Western Europe	33.72	—
		United Kingdom		13.09
		West Germany		5.24
		Other Western European Countries		15.39
		Soviet Bloc Countries	0.17	—
		Asia	24.68	
		Japan		6.27
		Communist Countries in Asia		0.04
		Near East Asia		12.30
South Asia		0.23		
Other Asian Countries		5.84		
Australia and Oceania	2.97	—		
Africa	2.81	—		
Total Code 694.0 Exports		200.33		

*Source: U.S. Department of Commerce, Bureau of the Census, Report #FT-450 (Annual 1978)

**Automotive-related products are believed to be included in this product class.

TABLE B-4. MOTOR VEHICLE PARTS AND ACCESSORIES - VALUE OF U.S. EXPORTS OF MECHANICAL COMPONENTS IN 1978, BY PRODUCT CLASS AND AREA/COUNTRY OF DESTINATION* (CONT.)

Schedule E Code	Product Class	Destination Area/Country	Value of Exports (\$ Millions)	
			For Area	For Country
699.4	SPRINGS AND LEAVES - IRON, STEEL, COPPER**	Western Hemisphere	33.96	—
		Canada		28.15
		Latin American Countries		5.70
		Other Western Hemisphere Countries		0.10
		Western Europe	2.33	—
		United Kingdom		0.44
		West Germany		0.33
		Other Western European Countries		1.56
		Soviet Bloc Countries	0.003	—
		Asia	2.71	—
		Japan		0.07
		Communist Countries in Asia		—
		Near East Asia		1.67
		South Asia		0.05
Other Asian Countries		0.92		
Australia and Oceania	0.20	—		
Africa	<u>0.27</u>	—		
Total Code 699.4 Exports	39.46			

*Source: U.S. Department of Commerce, Bureau of the Census, Report #FT-450 (Annual 1978)

**Automotive-related products are believed to be included in this product class.

TABLE B-4. MOTOR VEHICLE PARTS AND ACCESSORIES - VALUE OF U.S. EXPORTS OF MECHANICAL COMPONENTS IN 1978, BY PRODUCT CLASS AND AREA/COUNTRY OF DESTINATION* (CONT.)

Schedule E Code	Product Class	Destination Area/Country	Value of Exports (\$ Millions)	
			For Area	For Country
713.5	PISTON TYPE INTERVAL COMBUSTION ENGINES - NOT SPECIFIED**	Western Hemisphere	868.61	—
		Canada		791.12
		Latin American Countries		76.02
		Other Western Hemisphere Countries		1.47
		Western Europe	161.14	—
		United Kingdom		42.35
		West Germany		25.58
		Other Western European Countries		93.22
		Soviet Bloc Countries	5.54	—
		Asia	90.07	—
		Japan		17.51
		Communist Countries in Asia		4.57
		Near East Asia		29.74
		South Asia		2.57
Other Asian Countries		35.67		
Australia and Oceania	49.48	—		
Africa	<u>19.27</u>	—		
Total Code 713.5 Exports		1,194.12		

*Source: U.S. Department of Commerce, Bureau of the Census, Report #FT-450 (Annual 1978)

**Automotive-related products are believed to be included in this product class.

TABLE B-4. MOTOR VEHICLE PARTS AND ACCESSORIES - VALUE OF U.S. EXPORTS OF MECHANICAL COMPONENTS IN 1978, BY PRODUCT CLASS AND AREA/COUNTRY OF DESTINATION* (CONT.)

Schedule E Code	Product Class	Destination Area/Country	Value of Exports (\$ Millions)	
			For Area	For Country
713.9	PARTS OF PISTON TYPE ENGINES (EXCEPT AIR-CRAFT)**	Western Hemisphere	706.02	—
		Canada		392.42
		Latin American Countries		299.19
		Other Western Hemisphere Countries		14.41
		Western Europe	210.03	—
		United Kingdom		55.51
		West Germany		13.97
		Other Western European Countries		140.55
		Soviet Bloc Countries	9.04	—
		Asia	206.05	—
		Japan		15.48
		Communist Countries in Asia		1.20
		Near East Asia		103.46
South Asia		10.94		
Other Asian Countries		74.97		
Australia and Oceania	62.59	—		
Africa	46.00	—		
Total Code 713.9 Exports		1,239.73		

*Source: U.S. Department of Commerce, Bureau of the Census, Report #FT-450 (Annual 1978)

**Automotive-related products are believed to be included in this product class.

TABLE B-4. MOTOR VEHICLE PARTS AND ACCESSORIES - VALUE OF U.S. EXPORTS OF MECHANICAL COMPONENTS IN 1978, BY PRODUCT CLASS AND AREA/COUNTRY OF DESTINATION* (CONT.)

Schedule E Code	Product Class	Destination Area/Country	Value of Exports (\$ Millions)	
			For Area	For Country
741.5	AIR CONDITIONING MACHINERY AND PARTS **	Western Hemisphere	223.33	—
		Canada		140.00
		Latin American Countries		72.57
		Other Western Hemisphere Countries		10.76
		Western Europe	79.17	—
		United Kingdom		9.48
		West Germany		22.10
		Other Western European Countries		47.59
		Soviet Bloc Countries	0.77	—
		Asia	328.98	—
		Japan		9.87
		Communist Countries in Asia		.08
		Near East Asia		259.27
		South Asia		5.56
Other Asian Countries		54.20		
Australia and Oceania	14.31	—		
Africa	<u>50.87</u>	—		
Total Code 741.5 Exports	697.44			

*Source: U.S. Department of Commerce, Bureau of the Census, Report #FT-450 (Annual 1978)

**Automotive-related products are believed to be included in this product class.

TABLE B-4. MOTOR VEHICLE PARTS AND ACCESSORIES - VALUE OF U.S. EXPORTS OF MECHANICAL COMPONENTS IN 1978, BY PRODUCT CLASS AND AREA/COUNTRY OF DESTINATION* (CONT.)

Schedule E Code	Product Class	Destination Area/Country	Value of Exports (\$ Millions)	
			For Area	For Country
743.7	AIR AND VACUUM PUMPS; COMPRESSOR AND PUMP PARTS**	Western Hemisphere	116.24	—
		Canada		49.97
		Latin American Countries		61.75
		Other Western Hemisphere Countries		4.52
		Western Europe	56.03	—
		United Kingdom		19.72
		West Germany		7.78
		Other Western European Countries		28.53
		Soviet Bloc Countries	2.17	—
		Asia	66.07	—
		Japan		6.11
		Communist Countries in Asia		3.19
		Near East Asia		31.42
South Asia		3.82		
Other Asian Countries		21.53		
Australia and Oceania	6.15	—		
Africa	<u>13.78</u>	—		
Total Code 743.7 Exports	260.43			

*Source: U.S. Department of Commerce, Bureau of the Census, Report #FT-450 (Annual 1978)

**Automotive-related products are believed to be included in this product class.

TABLE B-4. MOTOR VEHICLE PARTS AND ACCESSORIES - VALUE OF U.S. EXPORTS OF MECHANICAL COMPONENTS IN 1978, BY PRODUCT CLASS AND AREA/COUNTRY OF DESTINATION* (CONT.)

Schedule E Code	Product Class	Destination Area/Country	Value of Exports (\$ Millions)	
			For Area	For Country
749.1	BALL AND ROLLER BEARINGS AND PARTS THEREOF**	Western Hemisphere	131.39	—
		Canada		65.93
		Latin American Countries		64.03
		Other Western Hemisphere Countries		1.42
		Western Europe	57.69	—
		United Kingdom		15.41
		West Germany		5.44
		Other Western European Countries		36.84
		Soviet Bloc Countries	1.86	—
		Asia	24.20	—
		Japan		5.96
		Communist Countries in Asia		0.27
		Near East Asia		5.28
South Asia		2.50		
Other Asian Countries		10.18		
Australia and Oceania	9.18	—		
Africa	<u>7.40</u>	—		
Total Code 749.1 Exports	231.72			

*Source: U.S. Department of Commerce, Bureau of the Census, Report #FT-450 (Annual 1978)

**Automotive-related products are believed to be included in this product class.

TABLE B-4. MOTOR VEHICLE PARTS AND ACCESSORIES - VALUE OF U.S. EXPORTS OF MECHANICAL COMPONENTS IN 1978, BY PRODUCT CLASS AND AREA/COUNTRY OF DESTINATION* (CONT.)

Schedule E Code	Product Class	Destination Area/Country	Value of Exports (\$ Millions)	
			For Area	For Country
749.2	HYDRAULIC FITTINGS (TAPS, COCKS, AND VALVES) AND PARTS THEREOF**	Western Hemisphere	240.62	—
		Canada		125.79
		Latin American Countries		107.75
		Other Western Hemisphere Countries		7.09
		Western Europe	130.84	—
		United Kingdom		42.33
		West Germany		21.43
		Other Western European Countries		67.09
		Soviet Bloc Countries	3.75	—
		Asia	177.58	—
		Japan		29.23
		Communist Countries in Asia		4.00
		Near East Asia		91.53
		South Asia		4.98
Other Asian Countries		47.84		
Australia and Oceania	13.59	—		
Africa	<u>44.07</u>	—		
Total Code 749.2 Exports		610.45		

*Source: U.S. Department of Commerce, Bureau of the Census, Report #FT-450 (Annual 1978)

**Automotive-related products are believed to be included in this product class.

TABLE B-4. MOTOR VEHICLE PARTS AND ACCESSORIES - VALUE OF U.S. EXPORTS OF MECHANICAL COMPONENTS IN 1978, BY PRODUCT CLASS AND AREA/COUNTRY OF DESTINATION* (CONT.)

Schedule E Code	Product Class	Destination Area/Country	Value of Exports (\$ Millions)	
			For Area	For Country
784.1	ROAD MOTOR VEHICLE AND TRACTOR CHASSIS**	Western Hemisphere	314.60	—
		Canada		176.08
		Latin American Countries		137.66
		Other Western Hemisphere Countries		0.85
		Western Europe	13.29	—
		United Kingdom		3.37
		West Germany		1.11
		Other Western European Countries		8.81
		Soviet Bloc Countries	—	—
		Asia	34.97	—
		Japan		0.29
		Communist Countries in Asia		—
		Near East Asia		25.04
		South Asia		0.44
Other Asian Countries		9.20		
Australia and Oceania	9.30	—		
Africa	<u>8.01</u>	—		
Total Code 784.1 Exports	380.18			

*Source: U.S. Department of Commerce, Bureau of the Census, Report #FT-450 (Annual 1978)

**Automotive-related products are believed to be included in this product class.

TABLE B-4. MOTOR VEHICLE PARTS AND ACCESSORIES - VALUE OF U.S. EXPORTS OF MECHANICAL COMPONENTS IN 1978, BY PRODUCT CLASS AND AREA/COUNTRY OF DESTINATION* (CONT.)

Schedule E Code	Product Class	Destination Area/Country	Value of Exports (\$ Millions)	
			For Area	For Country
784.2	ROAD MOTOR VEHICLE AND TRACTOR BODIES**	Western Hemisphere	53.56	—
		Canada		30.30
		Latin American Countries		22.82
		Other Western Hemisphere Countries		.44
		Western Europe	3.78	—
		United Kingdom		0.75
		West Germany		0.97
		Other Western European Countries		2.06
		Soviet Bloc Countries	0.07	—
		Asia	8.28	—
		Japan		0.26
		Communist Countries in Asia		—
		Near East Asia		5.97
		South Asia		0.15
Other Asian Countries		1.91		
Australia and Oceania	0.91	—		
Africa	<u>0.92</u>	—		
Total Code 784.2 Exports		67.52		

*Source: U.S. Department of Commerce, Bureau of the Census, Report #FT-450 (Annual 1978)

**Automotive-related products are believed to be included in this product class.

TABLE B-4. MOTOR VEHICLE PARTS AND ACCESSORIES - VALUE OF U.S. EXPORTS OF MECHANICAL COMPONENTS IN 1978, BY PRODUCT CLASS AND AREA/COUNTRY OF DESTINATION* (CONT.)

Schedule E Code	Product Class	Destination Area/Country	Value of Exports (\$ Millions)	
			For Area	For Country
784.3	PARTS OF ROAD VEHICLES AND TRACOTRS**	Western Hemisphere	5,226.07	—
		Canada		4,084.62
		Latin American Countries		1,107.69
		Other Western Hemisphere Countries		33.76
		Western Europe	656.06	—
		United Kingdom		140.23
		West Germany		103.03
		Other Western European Countries		412.03
		Soviet Bloc Countries	54.00	—
		Asia	426.45	—
		Japan		72.73
		Communist Countries in Asia		1.84
		Near East Asia		166.49
South Asia		16.13		
Other Asian Countries		169.25		
Australia and Oceania	132.66	—		
Africa	106.08	—		
Total Code 748.3 Exports	6,601.33			

*Source: U.S. Department of Commerce, Bureau of the Census, Report #FT-450 (Annual 1978)

**Automotive-related products are believed to be included in this product class.

TABLE B-4. MOTOR VEHICLE PARTS AND ACCESSORIES - VALUE OF U.S. EXPORTS OF MECHANICAL COMPONENTS IN 1978, BY PRODUCT CLASS AND AREA/COUNTRY OF DESTINATION* (CONT.)

Schedule E Code	Product Class	Destination Area/Country	Value of Exports (\$ Millions)	
			For Area	For Country
873.1	METERS, GAS, LIQUID, AND ELECTRICITY (INSTRUMENTS, ETC.)**	Western Hemisphere	10.57	—
		Canada		3.01
		Latin American Countries		7.03
		Other Western Hemisphere Countries		.53
		Western Europe	5.88	—
		United Kingdom		2.00
		West Germany		.74
		Other Western European Countries	.09	3.14
		Soviet Bloc Countries	5.83	—
		Asia		—
		Japan		.71
		Communist Countries in Asia		—
		Near East Asia		1.70
South Asia		.40		
Other Asian Countries		3.02		
Australia and Oceania	1.37	—		
Africa	<u>1.81</u>	—		
Total Code 873.1 Exports		25.56		

*Source: U.S. Department of Commerce, Bureau of the Census, Report #FT-450 (Annual 1978)

**Automotive-related products are believed to be included in this product class.

TABLE B-4. MOTOR VEHICLE PARTS AND ACCESSORIES - VALUE OF U.S. EXPORTS OF MECHANICAL COMPONENTS IN 1978, BY PRODUCT CLASS AND AREA/COUNTRY OF DESTINATION* (CONT.)

Schedule E Code	Product Class	Destination Area/Country	Value of Exports (\$ Millions)	
			For Area	For Country
873.2	REVOLUTION, ETC. COUNTERS (SPEEDOMETERS, TACHOMETERS, TAXIMETERS)**	Western Hemisphere	3.72	—
		Canada		2.27
		Latin American Countries		1.44
		Other Western Hemisphere Countries		.009
		Western Europe	8.48	—
		United Kingdom		.72
		West Germany		.32
		Other Western European Countries		7.44
		Soviet Bloc Countries	.01	—
		Asia	.59	—
		Japan		.31
		Communist Countries in Asia		.002
		Near East Asia		.13
		South Asia		.005
Other Asian Countries		.15		
Australia and Oceania	.66	—		
Africa	.17	—		
Total Code 873.2 Exports		13.64		

*Source: U.S. Department of Commerce, Bureau of the Census, Report #FT-450 (Annual 1978)

**Automotive-related products are believed to be included in this product class.

TABLE B-5. MOTOR VEHICLE PARTS AND ACCESSORIES - VALUE OF U.S. EXPORTS OF "OTHER AUTOMOTIVE" COMPONENTS IN 1978, BY PRODUCT CLASS AND AREA/COUNTRY OF DESTINATION*

Schedule E Code	Product Class	Destination Area/Country	Value of Exports (\$ Millions)	
			For Area	For Country
598.2	ANTI-KNOCK AND OTHER FUEL AND LUBRICANT ADDITIVES	Western Hemisphere	178.54	-
		Canada		38.61
		Latin American Countries		129.97
		Other Western Hemisphere Countries		9.96
		Western Europe	116.20	-
		United Kingdom		16.62
		West Germany		4.78
		Other Western European Countries		94.80
		Soviet Bloc Countries	.24	-
		Asia	147.22	-
		Japan		43.45
		Communist Countries in Asia		1.96
		Near East Asia		23.59
		South Asia		9.21
Other Asia Countries		69.00		
Australia and Oceania	35.69	-		
Africa	<u>36.67</u>	-		
Total Code 598.2 Exports	514.57			

*Source: U.S. Department of Commerce, Bureau of the Census, Report #FT-450 (Annual 1978)

**Automotive-related products are believed to be included in this product class.

TABLE B-5. MOTOR VEHICLE PARTS AND ACCESSORIES - VALUE OF U.S. EXPORTS OF "OTHER AUTOMOTIVE" COMPONENTS IN 1978, BY PRODUCT CLASS AND AREA/COUNTRY OF DESTINATION* (CONT.)

Schedule E Code	Product Class	Destination Area/Country	Value of Exports (\$ Millions)	
			For Area	For Country
625.1	PNEUMATIC TIRES, PASSENGER CARS	Western Hemisphere	81.54	-
		Canada		52.74
		Latin American Countries		25.74
		Other Western Hemisphere Countries		3.05
		Western Europe	9.98	-
		United Kingdom		1.76
		West Germany		1.70
		Other Western European Countries		6.52
		Soviet Bloc Countries	-	-
		Asia	17.60	-
		Japan		6.45
		Communist Countries in Asia		-
		Near East Asia		10.16
		South Asia		.06
Other Asia Countries		.92		
Australia and Oceania	4.49	-		
Africa	<u>.58</u>	-		
Total Code 625.1 Exports	114.18			

*Source: U.S. Department of Commerce, Bureau of the Census, Report #FT-450 (Annual 1978)

**Automotive-related products are believed to be included in this product class.

TABLE B-5. MOTOR VEHICLE PARTS AND ACCESSORIES - VALUE OF U.S. EXPORTS OF "OTHER AUTOMOTIVE" COMPONENTS IN 1978, BY PRODUCT CLASS AND AREA/COUNTRY OF DESTINATION* (CONT.)

Schedule E Code	Product Class	Destination Area/Country	Value of Exports (\$ Millions)	
			For Area	For Country
625.2	PNEUMATIC TIRES FOR TRUCKS AND BUSES	Western Hemisphere	32.51	-
		Canada		9.76
		Latin American Countries		21.27
		Other Western Hemisphere Countries		1.48
		Western Europe	2.39	-
		United Kingdom		.13
		West Germany		.67
		Other Western European Countries		1.59
		Soviet Bloc Countries	.07	-
		Asia	5.65	-
		Japan		.20
		Communist Countries in Asia		.04
		Near East Asia		4.81
		South Asia		.04
Other Asia Countries		.57		
Australia and Oceania	1.68	-		
Africa	<u>2.16</u>	-		
Total Code 625.2 Exports	44.46			

*Source: U.S. Department of Commerce, Bureau of the Census, Report #FT-450 (Annual 1978)

**Automotive-related products are believed to be included in this product class.

TABLE B-5. MOTOR VEHICLE PARTS AND ACCESSORIES - VALUE OF U.S. EXPORTS OF "OTHER AUTOMOTIVE" COMPONENTS IN 1978, BY PRODUCT CLASS AND AREA/COUNTRY OF DESTINATION* (CONT.)

Schedule E Code	Product Class	Destination Area/Country	Value of Exports (\$ Millions)	
			For Area	For Country
625.8	TUBES FOR TIRES, NOT SPECIFIED**	Western Hemisphere	10.94	-
		Canada		3.76
		Latin American Countries		6.38
		Other Western Hemisphere Countries		.79
		Western Europe	1.65	-
		United Kingdom		.51
		West Germany		.25
		Other Western European Countries		.89
		Soviet Bloc Countries	.05	-
		Asia	3.16	-
		Japan		.09
		Communist Countries in Asia		-
		Near East Asia		2.79
		South Asia		.03
Other Asia Countries		.24		
Australia and Oceania	.23	-		
Africa	<u>.68</u>	-		
Total Code 625.8 Exports	16.71			

*Source: U.S. Department of Commerce, Bureau of the Census, Report #FT-450 (Annual 1978)

**Automotive-related products are believed to be included in this product class.

TABLE B-5. MOTOR VEHICLE PARTS AND ACCESSORIES - VALUE OF U.S. EXPORTS OF "OTHER AUTOMOTIVE" COMPONENTS IN 1978, BY PRODUCT CLASS AND AREA/COUNTRY OF DESTINATION* (CONT.)

Schedule E Code	Product Class	Destination Area/Country	Value of Exports (\$ Millions)	
			For Area	For Country
664.7	SAFETY GLASS - TOUGHENED OR LAMINATED**	Western Hemisphere	85.04	-
		Canada		76.08
		Latin American Countries		8.48
		Other Western Hemisphere Countries		.48
		Western Europe	18.93	-
		United Kingdom		.90
		West Germany		13.09
		Other Western European Countries		4.94
		Soviet Bloc Countries	.001	-
		Asia	3.50	-
		Japan		.37
		Communist Countries in Asia		-
		Near East Asia		2.77
		South Asia		.02
Other Asia Countries		.34		
Australia and Oceania	.58	-		
Africa	.36	-		
Total Code 664.7 Exports		108.42		

*Source: U.S. Department of Commerce, Bureau of the Census, Report #FT-450 (Annual 1978)

**Automotive-related products are believed to be included in this product class.

TABLE B-5. MOTOR VEHICLE PARTS AND ACCESSORIES - VALUE OF U.S. EXPORTS OF "OTHER AUTOMOTIVE" COMPONENTS IN 1978, BY PRODUCT CLASS AND AREA/COUNTRY OF DESTINATION* (CONT.)

Schedule E Code	Product Class	Destination Area/Country	Value of Exports (\$ Millions)	
			For Area	For Country
762.0	RADIO RECEIVERS (AM AND AM/FM) AND COMBINATIONS**	Western Hemisphere	72.06	-
		Canada		49.05
		Latin American Countries		21.92
		Other Western Hemisphere Countries		1.09
		Western Europe	5.55	-
		United Kingdom		.90
		West Germany		.77
		Other Western European Countries		3.88
		Soviet Bloc Countries	.17	-
		Asia	6.18	-
		Japan		1.14
		Communist Countries in Asia		-
		Near East Asia		1.04
		South Asia		.02
Other Asia Countries		3.98		
Australia and Oceania	.45	-		
Africa	<u>3.14</u>	-		
Total Code 762.0 Exports		87.55		

*Source: U.S. Department of Commerce, Bureau of the Census, Report #FT-450 (Annual 1978)

**Automotive-related products are believed to be included in this product class.

TABLE B-5. MOTOR VEHICLE PARTS AND ACCESSORIES - VALUE OF U.S. EXPORTS OF "OTHER AUTOMOTIVE" COMPONENTS IN 1978, BY PRODUCT CLASS AND AREA/COUNTRY OF DESTINATION* (CONT.)

Schedule E Code	Product Class	Destination Area/Country	Value of Exports (\$ Millions)	
			For Area	For Country
773.1	INSULATED ELECTRIC CONDUCTORS (CABLE)**	Western Hemisphere	161.51	-
		Canada		106.24
		Latin American Countries		52.55
		Other Western Hemisphere Countries		2.72
		Western Europe	39.59	-
		United Kingdom		9.77
		West Germany		7.27
		Other Western European Countries		22.55
		Soviet Bloc Countries	1.05	-
		Asia	153.64	-
		Japan		4.69
		Communist Countries in Asia		.002
		Near East Asia		131.98
		South Asia		.61
Other Asia Countries		16.35		
Australia and Oceania	3.50	-		
Africa	<u>29.74</u>	-		
Total Code 773.1 Exports	389.04			

*Source: U.S. Department of Commerce, Bureau of the Census, Report #FT-450 (Annual 1978)

**Automotive-related products are believed to be included in this product class.

TABLE B-5. MOTOR VEHICLE PARTS AND ACCESSORIES - VALUE OF U.S. EXPORTS OF "OTHER AUTOMOTIVE" COMPONENTS IN 1978, BY PRODUCT CLASS AND AREA/COUNTRY OF DESTINATION* (CONT.)

Schedule E Code	Product Class	Destination Area/Country	Value of Exports (\$ Millions)	
			For Area	For Country
778.1	BATTERIES AND ELECTRIC ACCUMULATORS AND PARTS**	Western Hemisphere	83.99	-
		Canada		38.69
		Latin American Countries		43.17
		Other Western Hemisphere Countries		2.12
		Western Europe	65.36	-
		United Kingdom		9.70
		West Germany		7.94
		Other Western European Countries		47.72
		Soviet Bloc Countries	.43	-
		Asia	42.97	-
		Japan		13.76
		Communist Countries in Asia		-
		Near East Asia		12.08
		South Asia		.27
Other Asia Countries		16.86		
Australia and Oceania	6.82	-		
Africa	<u>4.99</u>	-		
Total Code 778.1 Exports	204.57			

*Source: U.S. Department of Commerce, Bureau of the Census, Report #FT-450 (Annual 1978)

**Automotive-related products are believed to be included in this product class.

TABLE B-5. MOTOR VEHICLE PARTS AND ACCESSORIES - VALUE OF U.S. EXPORTS OF "OTHER AUTOMOTIVE" COMPONENTS IN 1978, BY PRODUCT CLASS AND AREA/COUNTRY OF DESTINATION* (CONT.)

Schedule E Code	Product Class	Destination Area/Country	Value of Exports (\$ Millions)	
			For Area	For Country
778.2	ELECTRIC LAMPS (BULBS) AND PARTS**	Western Hemisphere	69.10	-
		Canada		32.83
		Latin American Countries		34.79
		Other Western Hemisphere Countries		1.48
		Western Europe	55.63	-
		United Kingdom		10.71
		West Germany		11.07
		Other Western European Countries		33.85
		Soviet Bloc Countries	.43	-
		Asia	16.71	-
		Japan		5.33
		Communist Countries in Asia		.03
		Near East Asia		6.19
		South Asia		.25
Other Asia Countries		4.90		
Australia and Oceania	6.56	-		
Africa	<u>3.39</u>	-		
Total Code 778.2 Exports	151.83			

*Source: U.S. Department of Commerce, Bureau of the Census, Report #FT-450 (Annual 1978)

**Automotive-related products are believed to be included in this product class.

TABLE B-5. MOTOR VEHICLE PARTS AND ACCESSORIES - VALUE OF U.S. EXPORTS OF "OTHER AUTOMOTIVE" COMPONENTS IN 1978, BY PRODUCT CLASS AND AREA/COUNTRY OF DESTINATION* (CONT.)

Schedule E Code	Product Class	Destination Area/Country	Value of Exports (\$ Millions)	
			For Area	For Country
778.3	ELECTRIC EQUIPMENT FOR ENGINES AND VEHICLES**	Western Hemisphere	245.48	-
		Canada		201.93
		Latin American Countries		42.03
		Other Western Hemisphere Countries		1.52
		Western Europe	37.71	-
		United Kingdom		4.99
		West Germany		4.36
		Other Western European Countries		28.36
		Soviet Bloc Countries	.33	-
		Asia	23.60	-
		Japan		3.15
		Communist Countries in Asia		.02
		Near East Asia		8.14
		South Asia		.44
		Other Asia Countries		11.84
Australia and Oceania	3.73	-		
Africa	<u>4.53</u>	-		
Total Code 778.3 Exports		315.38		

*Source: U.S. Department of Commerce, Bureau of the Census, Report #FT-450 (Annual 1978)

**Automotive-related products are believed to be included in this product class.

TABLE B-6. MOTOR VEHICLE PARTS AND ACCESSORIES - SUMMARY OF U.S. EXPORTS OF MECHANICAL AND OTHER AUTOMOTIVE COMPONENTS IN 1978, BY PRODUCT CLASS

SCHEDULE E CODE	PRODUCT CLASS	VALUE OF EXPORTS (\$ MILLIONS) FOR AREA
MECHANICAL COMPONENTS PER TABLE B-4		
694.0	Fasteners	200.33
699.4	Springs	39.46
713.5	Internal combustion engines, piston type	1,194.12
713.9	Parts of piston type engines	1,239.73
741.5	Air conditioning equipment and parts	697.44
743.7	Air/vacuum pumps, compressors and parts	260.43
749.1	Bearings and parts	231.72
749.2	Hydraulic fittings	610.45
784.1	Vehicle chassis	380.18
784.2	Vehicle bodies	67.52
784.3	Vehicle parts	6,601.33
873.1	Instruments, gauges	25.56
873.2	Revolution counters	13.64
	Subtotal	11,561.91
OTHER AUTOMOTIVE COMPONENTS PER TABLE B-5		
598.2	Fuel & oil additives	514.57
625.1/625.2/625.8	Tires & tubes	175.35
664.7	Safety glass	108.42
762.0/773.1/778.1	Electrical components	1,148.37
778.2/778.3	Subtotal	1,946.71
	Grand Total	13,508.62

HE18.5.A34 N
NHTSA-81-2
Kaldovsky, P
Profiles of
suppliers i

~~Alice Thom~~
Brenda Bodis

Form DOT F 1720.
FORMERLY FORM DOT

**Research and
Special Programs
Administration**

11 Square
Boston, Massachusetts 02142



00347990

Official Business
Penalty for Private Use \$300

Postage and Fees Paid
Research and Special
Programs Administration
DOT 513

